



SUTTER
HYDRAULIK & PNEUMATIK AG



HYDRAULIK-KUPPLUNGEN 2020

Innesti Rapidi Per Impianti Oleodinamici
Hydraulic Quick Release Couplings
Coupleurs Rapides Hydrauliques



SUTTER

HYDRAULIK & PNEUMATIK AG



Hydraulik



Pneumatik



Service-Werkstatt



AEROQUIP / EATON

Hydraulikschläuche, Railwayschläuche,
Kupplungen, Armaturen

ARGUS

Hydraulikschläuche, Kupplungen, Armaturen, Kugelhähne

BÖHMER

Kugelhähne, elektrische und pneumatische Stellantriebe

EMB

Schneidringverschraubungen in Stahl und Edelstahl

FKB / RSB

Rohrschellen aus Aluminium, Kunststoff und Edelstahl

GEFA

Armaturen, Absperrklappen, Kugelhähne

JASTA

Ringdrossel-, Lufttechnik-, Rechteck-,
Flanschdrosselklappen

ROHRE

Hydraulikrohre EN 10305-4-EN235 (DIN 2391 ST 37.4) in
Stahl und Edelstahl

RMF

Luftfiltertrockner, Filterungssysteme

SHP

Kugelhähne, Hochdruck-Armaturen

SMC

Pneumatikkomponenten, Schläuche, Druckluftzubehör,
Baugruppenmontage uvm.

STAUFF

Messtechnik, Flansche

TECALAN

Thermoplastische Rohre und Schläuche

UNIFLEX

Schlauchpressen, Schlauchleitungsprüfstände,
Schlauch-, Trenn- und Bürstmaschinen

SONDERLÖSUNGEN

Hochdruck- und Mehrwegkugelhähne nach DIN und ANSI
Ausführung DN15 – DN400, Metallschläuche/Bälge,
Metallkompensatoren in Edelstahl, Messing, Bronze und
Sonderlegierungen, Austragungsarmaturen,
Spezialleitungen



Zertifiziert nach ISO 9001:2015

























HYDRAULIK-KUPPLUNGEN

Innesti Rapidi Per Impianti Oleodinamici
Hydraulic Quick Release Couplings
Coupleurs Rapides Hydrauliques

STRUTTURA DEL CATALOGO / LAYOUT OF THE CATALOGUE	5
DATI TECNICI / TECHNICAL DATA	6
TABELLA CODICI-DIMENSIONI / CODES-DIMENSIONS TABLE	7
NOMOGRAMMA DI FLUSSO / FLOW NOMOGRAM	8
COMPATIBILITÀ FLUIDI-GUARNIZIONI / FLUIDS-SEALS COMPATIBILITY	9
TABELLE DI CONVERSIONE / CONVERSION TABLES	10
FILETTI DISPONIBILI / AVAILABLE THREADS	10
AVVERTENZE / WARNING	11

Prodotti Series	Color Code		pagina page
CTR		LOCK NUTS	320
GGL/GGN		SWIVEL JOINTS	315
KFX1		HANDGRIP	313
PAO1/PAOC		ISO A/STEEL/FREE FLOW	145
PAV1		ISO A/STEEL	140
PAVX		ISO A/STAINLESS STEEL	150
PBOX		ISO B/STAINLESS/FREE FLOW	136
PBV1		ISO B/STEEL	118
PBV1 BOP		ISO B/BOP	124
PBVM		ISO B/BRASS	127
PBVX		ISO B/STAINLESS STEEL	132
PCJ5		1000 BAR/115 SERIES	290
PCJ6		1500 BAR/116 SERIES	292
PDS1		STANDARD/BALL	159
PDV1		STANDARD/POPPET	154
PFT		BRAKE VALVE /ISO 5676	307
PGR/PGV/PSS/PSV/PNZ		SPECIAL EXECUTIONS	163
PKK1		ISO A/DECOMPRESSION	212
PKK3		PUSH PULL/DECOMPRESSION	215
PLK4		ISO 16028/DECOMPRESSION	41
PLS1		FLAT FACE/71 SERIES/STEEL	48
PLSX		FLAT FACE/71 SERIES/STAINLESS	52
PLT1		ISO 16028/STANDARD	13
PLT4		ISO 16028/350 BAR	23
PLT5		ISO 16028/HIGH RESISTANCE	32
PLT6		ISO 16028/700 BAR	35
PLT7		700 BAR/HP	38
PLTX		ISO 16028/STAINLESS STEEL	18
PNO1		H SERIES/STEEL/FREE FLOW	186
PNOX		H SERIES/STAINLESS/FREE FLOW	190
PNV1		H SERIES/STEEL/POPPET	177
PNVX		H SERIES/STAINLESS/POPPET	182
PPK3		PUSH PULL/RIGID	221
PPK4		PUSH PULL/RIGID/DECOMPRESSION	224
PPS1		PUSH PULL/BALL	197
PPV1		PUSH PULL/POPPET	194

Prodotti Series	Color Code		pagina page
PPV3		PUSH PULL/STANDARD	200
PPVX		PUSH PULL/STAINLESS	209
PRH3		SCREW/TRAILERS	112
PST4		FLAT FACE/VEP/STEEL	90
PST4 BOP		FLAT FACE/VEP/BOP	108
PST4 CS		FLAT FACE/VEP/PIN LOCK	98
PSTF		FLAT FACE/VEP/FLANGED	103
PTK1		TEMA/DECOMPRESSION	170
PTO1		TEMA/STEEL/FREE FLOW	173
PTV1		TEMA/STEEL/POPPET	166
PVE1		SCREW/TRUCKS	259
PVM		ISO 14540/700 bar	281
PVM4		ISO 14540/700 bar	284
PVR1		SCREW/RoFLEX	262
PVS		ISO 14540/700 bar/BALL	278
PVSX/PVMX		ISO 14540/700 bar/STAINLESS	287
PVT4		FLAT FACE/SCREW/STEEL	56
PVT4 BOP		FLAT FACE/SCREW/BOP	84
PVT4 CS		FLAT FACE/SCREW/PIN LOCK	67
PVTF		FLAT FACE/SCREW/FLANGED	74
PVTX		FLAT FACE/SCREW/STAINLESS	79
PVTX BOP		FLAT FACE/STAINLESS/BOP	87
PPV3		SCREW/ISO 14541	227
PPV3 CS		SCREW/ISO 14541/PIN LOCK	242
PPVX		SCREW/ISO 14541/STAINLESS	248
SPPP		ANCHOR BRACKETS	320
VAV1		SCREW/GA 9000	252
VDV1		SCREW/VV	294
VFF1		78 SERIES/WING NUT	267
VFH1		75 SERIES/WING NUT	271
VFH1 BOP		75 SERIES/WING NUT/BOP	275
VIV1		SCREW/DN30-DN76	255
VNR		CHECK VALVES	318
VVT		SCREW VALVE	310
VVV1		SCREW/VVS/STEEL	299
VVVX		SCREW/VVS/STAINLESS STEEL	303



STRUTTURA DEL CATALOGO

Ogni serie di innesti rapidi presente nel catalogo è introdotta da un'immagine e da alcune note che ne descrivono le principali **CARATTERISTICHE TECNICHE**.

Per ogni modello viene specificato il tipo di materiale, le guarnizioni impiegate, la temperatura e la pressione di esercizio; in generale tutti i dati che possono essere utili per individuare l'innesto più adatto all'applicazione. Nella stessa pagina è inoltre presente la tabella con i **DATI TECNICI** e il grafico delle **PERDITE DI CARICO**.



Le pagine successive sono dedicate ai dettagli di ogni modello. Vi si trovano il **DISEGNO** relativo ad ogni dimensione disponibile nell'ambito della serie presentata e le tabelle con i **CODICI** e le **DIMENSIONI**.



Nell'ultima pagina di ogni serie vi sono poi gli **ACCESSORI** con i relativi **DISEGNI** e la tabella con le **GUARNIZIONI DI RICAMBIO**.



LAYOUT OF THE CATALOGUE

Each of the quick couplings in this catalogue is introduced by a picture and some brief notes describing the main **TECHNICAL FEATURES**.

These include the type of material, the seals utilized, the temperature, the working pressure and in general such data as may be of use in determining which coupling to select. On the same page there is also the table with **TECHNICAL DATA** and the graph for each individual model of **PRESSURE DROP**.

Subsequent pages give details for each individual model. You will find the **DRAWINGS** for each size available in the series presented and the tables listing **CODES** and **DIMENSIONS**.

ACCESSORIES with their relative drawings and the **REPLACEMENT SEALS** are in the last page of the series.

DATI TECNICI

I dati sono stati ricavati da accurati test eseguiti presso la DNP su banco prova certificato, secondo la norma ISO 18869.

In particolare per ogni dimensione viene indicato:

- il passaggio (in millimetri);
- la pressione massima di esercizio (in MPa);
- la portata nominale e la portata massima (in litri al minuto);
- la pressione minima di scoppio (in MPa) sia con le parti innestate che disinnestate;
- lo spillaggio, ovvero la perdita di fluido in fase di disinnesto (in cc);

Tutte le unità di misura sono espresse secondo il sistema metrico decimale (Sistema Internazionale).

Per la conversione nel Sistema Inglese consultare le tabelle di pag. 10.

Generalmente il rapporto tra la pressione di scoppio e quella di utilizzo è 4:1.

Nominal size				Min burst pressure				Capacity	
DNP	BG	ISO	mm	Mpa	l/min	l/min	MPa	MPa	cc
06	1	6.3	6	30	12	24	180	120	140
13	2	10	8.6	25	23	46	160	100	160
20	3	12.5	10.7	25	45	90	150	110	140
25	4	16	14.8	25	100	200	140	110	140
30	5	25	17.8	25	189	379	130	100	140
39	7	40	30	25	379	757	120	120	110
50	8	50	40.6	25	757	1514	100	100	100

All data is obtained by careful testing carried out on DNP's own certified test bench according to ISO 18869.

The following values are indicated for each size of coupling:

- The passage (in millimeters);
- The maximum working pressure (in MPa);
- Nominal flow and maximum flow rate (in liters per minute);
- The minimum burst pressure (in MPa), coupled and uncoupled;
- The spillage, or fluid loss during disconnection (in cc);

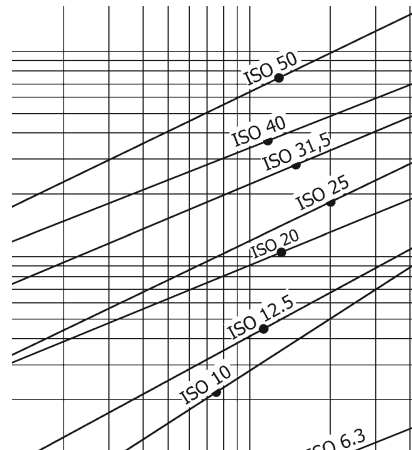
All units are given according to the metric system (International System).

For the conversion in the English System refer to the tables page 10.

The ratio between burst pressure and working pressure is generally 4:1.

PERDITE DI CARICO

Per ogni dimensione di innesto sono indicati anche i grafici della perdita di carico (comunemente definita Δp), ovvero la differenza tra la pressione in entrata e quella in uscita dall'innesto al crescere della portata. Esse sono state ricavate su banco prova certificato con le modalità richieste dalla norma ISO 18869.

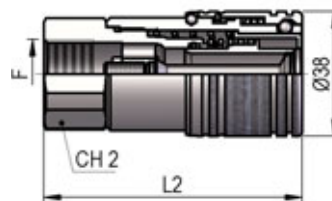


PRESSURE DROP

Pressure drop charts are given for each size of coupling. Pressure Drop (usually referred to as Δp) denotes the difference in pressure upstream and downstream of the coupling as flow rate increases. These charts are obtained by testing on our certified testing bench, following the methods required by ISO 18869.

DISEGNO

I disegni sono realizzati in scala rispetto al pezzo originale e indicano le principali misure di ingombro. Tutte le misure sono espresse in mm. Per la conversione in pollici fare riferimento alla tabella di pag. 10.



DRAWING

The drawing is in scale compared to the original piece and includes the principal dimensions. All dimensions are in mm. To convert in inches please refer to the table on page 10.

TABELLA CODICI - DIMENSIONI

Le prime colonne indicano le varie misure, espresse in mm, che non sono quotate sul disegno, le filettature disponibili e la relativa norma di riferimento.

Le successive colonne sono invece riservate ai codici dei singoli prodotti, al loro peso e al confezionamento standard.

Le quantità per confezione sono puramente indicative e possono essere utilizzate, a discrezione del cliente, per ordinare scatole complete.

Ogni codice è univoco e generalmente, è composto da una parte letterale che individua la serie, una prima parte numerica che indica la dimensione dell'innesto, una seconda parte numerica che individua il tipo di filetto, ed infine il semi-innesto (maschio o femmina).

ES.: PAV1.1313.013

PAV1 = INNESTO SERIE ISO/A

13 = DN13 (dimensione ISO 12.5)

13 = 1/2"

01 = NPT

3 = MASCHIO (2 = FEMMINA)

Se si desidera ordinare un innesto con una guarnizione diversa dallo standard, far seguire **V** per FKM o **E** per EPDM.

Altri tipi di guarnizione possono essere forniti su richiesta, in base al tipo di fluido utilizzato e alla temperatura di esercizio. Per informazioni generali sulla compatibilità guarnizione/fluido/temperatura fare riferimento alla tabella di pag.9 .

Gli innesti in acciaio inossidabile e in ottone sono normalmente già forniti con guarnizioni in FKM.

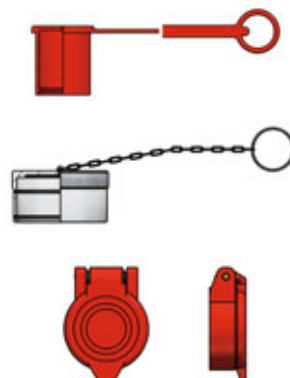
Prodotti fuori standard possono essere realizzati su specifiche richieste dei clienti.

A questo scopo rivolgersi all'Ufficio Tecnico DNP. Se il codice indicato sulla tabella è seguito da asterisco (*), il prodotto non è solitamente disponibile a magazzino ma viene realizzato su esclusiva richiesta del cliente.

Per ordini di questi prodotti si consiglia di chiedere informazioni al Servizio Clienti DNP.

ACCESSORI E GUARNIZIONI DI RICAMBIO

Per comodità di consultazione e ordinazione, per ogni modello di innesto sono indicati sia gli accessori disponibili (generalmente tappi e cappucci di protezione degli innesti) con il relativo disegno, sia i codici dei prodotti (in genere le guarnizioni) che è possibile richiedere come ricambio. Si ricorda che non sempre la sostituzione di una guarnizione è un'operazione semplice e che, per qualsiasi aiuto o chiarimento, l'ufficio tecnico DNP è a disposizione della clientela.



CODES - DIMENSIONS TABLE

The first columns indicate the various dimensions in mm, not indicated in the drawing, the different threads available and the pertinent standard.

The following columns give the codes for individual products, their weight and standard packaging. Quantities of each box are indicative and may be used at the discretion of the customer to order full boxes. Each code is unique and generally comprises letters designating the series, a first set of numbers designating the size of the coupling, and a second set of numbers designating the type of thread and the half-coupling (male or female).

EXAMPLE: PAV1.1313.013

PAV1 = COUPLING ISO A SERIES

13 = DN13 (ISO size 12.5)

13 = 1/2"

01 = NPT

3 = MALE (2 = FEMALE)

When ordering a coupling with a seal other than standard, proceed as follows **V** for FKM or **E** for EPDM.

Other types of seal can be supplied on request, depending on the type of fluid used and the working temperature. For general information about seals/fluid/temperature compatibility refer to the table page 9.

Non-standard products can be made to specific customer requirements. In this case, please contact the Technical Office of DNP. Stainless steel and brass couplings are generally supplied with FKM seals.

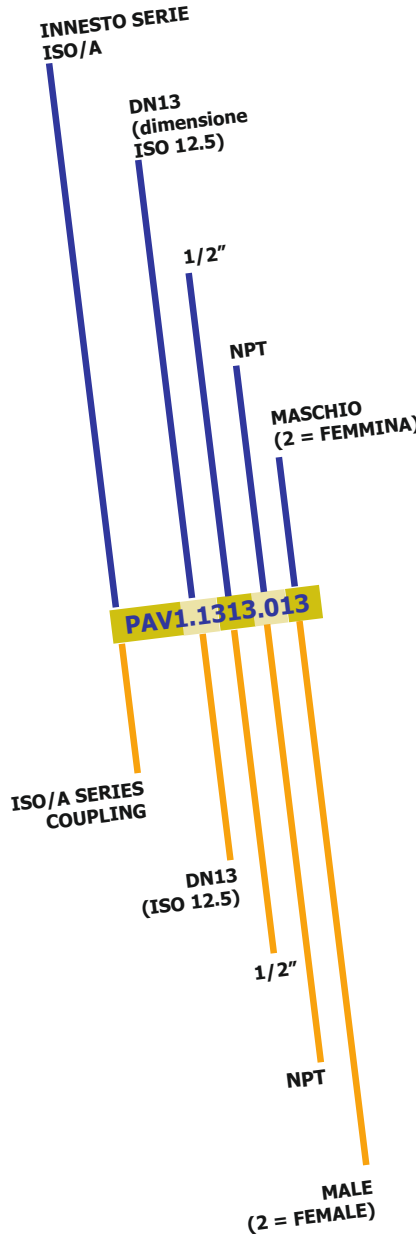
If the code shown in the table is followed by an asterisk (*), this means that this coupling is generally not available from our stock.

It is produced on request of the customer. If these couplings are required, contact our Customer Service department for up-to-date information.

ACCESSORIES AND REPLACEMENT SEALS

For ease of reference and ordering, for each type of couplings are given the available accessories (generally protective plugs and caps for the couplings) with relevant drawings, and the replacement article codes (generally concerning the seals).

It should be remembered that the replacement of a seal is not always a simple operation but that the DNP Technical Department can always be contacted for any assistance or clarification that may be required.



NOMOGRAMMA DI FLUSSO

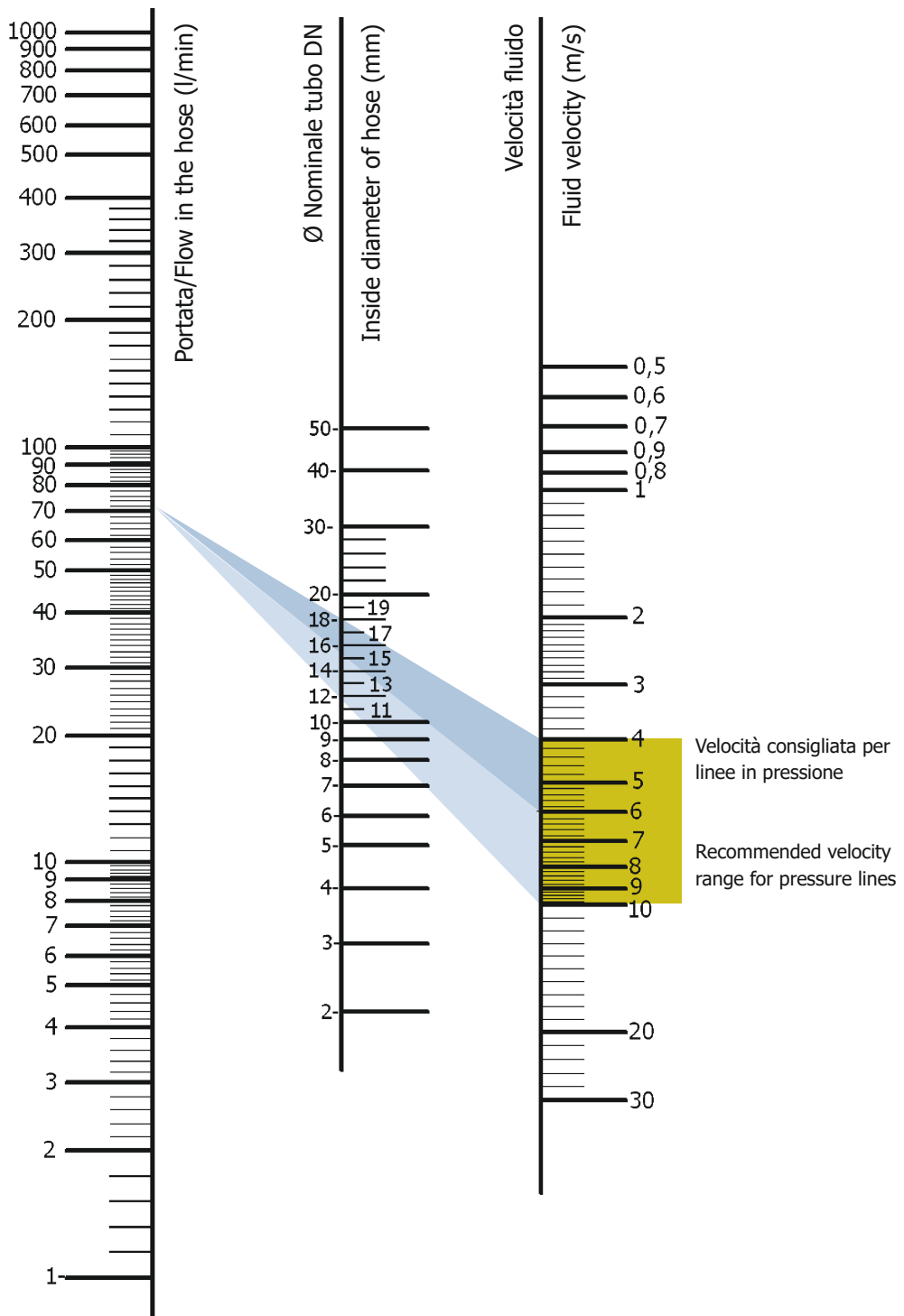
Per tubi assemblati

Esempio: determinare il diametro minimo del tubo per un passaggio di 70 l/m.
Tracciare una linea da 70 l/m di portata a 6 m/s di velocità del fluido. La retta interseca la linea del diametro a 15.5 mm. Questo è il diametro nominale ideale del tubo.
Basato sulla formula Hazen-Williams.

FLOW NOMOGRAM

For assembled hoses

Example: establish the min diameter of the hose for a flow of 70 l/m.
Draw a line from 70 l/m flow to 6 m/s fluid velocity. This line intersects the straight line of diameter at 15.5 mm. This is the ideal nominal diameter of the hose.
Based on Hazen-Williams formula.



COMPATIBILITÀ FLUIDI/GUARNIZIONI

FLUIDS/SEALS COMPATIBILITY

CARATTERISTICHE FISICO CHIMICHE DELLE GUARNIZIONI	Nitrile Rubber	Ethylene Propylene Diene Rubber	Polyurethane Rubber	Fluorocarbon	Perfluorinated Elastomer	Perfluorinated Elastomer	Teflon	PHYSICAL and CHEMICAL CHARACTERISTICS OF SEALS
	NBR	EPDM	AU,EU,PU	FKM	FFKM	KFB	P.T.F.E.	
COMPATIBILITÀ								COMPATIBILITY
Prodotti Chimici	6	10	6	10	10	10	10	Chemicals
Acidi	6	8	6	10	10	10	10	Acids
Acqua e Vapore	6	10	6	6	10	10	10	Water and Steam
Olii e Grassi MINERALI	10	0	8	10	10	10	10	MINERAL Oils and Greases
Olii e Grassi SINTETICI	8	0	8	10	10	10	10	SYNTHETIC Oils and Greases
Benzene	4	4	6	10	10	10	10	Benzene
Benzina 95-98 oct.	4	0	6	10	10	10	10	Gasoline 95-98 oct.
Diesel	8	0	6	10	10	10	10	Diesel
Carburante ASTM-A/-B	8	4	6	10	10	10	10	Fuel ASTM-A/-B
Metano	4	10	6	4	10	10	10	Methane
Gas Liquido	10	10	6	10	10	10	10	Liquid Gas
Gas Naturale	10	10	6	10	10	10	10	Natural Gas
Glicoli	4	10	6	8	10	10	10	Glycols
Paraffina	10	0	6	10	10	10	10	Paraffin
RESISTENZA								RESISTANCE
Agenti Atmosferici	4	10	8	10	10	10	10	Weathering
Calore	8	10	6	10	10	10	10	Heat
Freddo	8	9	8	7	8	7	10	Cold
Impermeabilità Gas	8	4	6	10	10	10	10	Gas Impermeability
TEMPERATURE DI LAVORO								WORKING TEMPERATURE
T °C MAX di Lavoro	+100 °C	+150 °C	+80 °C	+200 °C	+315 °C	+321 °C	+250 °C	Working T °C MAX
T °C MIN di Lavoro	-25 °C	-40 °C	-30 °C	-25 °C	-20 °C	-13 °C	-200 °C	Working T °C MIN

OTTIMO	10	Particolarmente indicato per l'applicazione
EXCELLENT		Particularly suitable for application
BUONO	8	Buona resistenza, con variazioni moderate delle proprietà
GOOD		Good strength, with moderate variations of properties
MEDIOCRE	6	Mediocre resistenza del materiale, con variazioni delle proprietà
DOUBTFUL		Poor strength of the material, with variations of the properties
SCARSO	4	Scarsa resistenza del materiale con variazione delle proprietà
POOR		Low resistance of the material, with change of the property
SCONSIGLIATO	0	Non idoneo per l'applicazione, sconsigliato
NOT RECOMMENDED		Not suitable for the application, not recommended

TABELLA DI CONVERSIONE

DIMENSIONI - DIMENSIONS

1 in = 25,4 mm → X in = (X*25,4) mm
1 mm = 0,0394 in → Y mm = (Y*0,0394) in

AREA

1 in² (sqin) = 645,16 mm² → X in² = (X*645,16) mm²
1 mm² = 0,0016 in² (sqin) → Y mm² = (Y*0,0016) in²

PESO - WEIGHT (lb) libbra = pound

1 lb = 453,59 g → X lb = (X*453,59) g
1 g = 0,0022 lb → Y g = (Y*0,0022) lb

TEMPERATURA - TEMPERATURE

°C = 0,5555 *(°F-32) → X °C = (X*1,8)+32 °F
°F = 1,8*°C +32 → Y °F = 0,5555*(Y-32) °C
°C = °K +273,15 → X °C = (X-273,15) °K
°K = °C -273,15 → Y°K (Y+273,15) °C

CONVERSION TABLES

PORTATA - FLOW

1 gallon(UK)/min = 4,5459 l/min → X gallon(UK)/min = (X*4,5459) l/min
1 l/min = 0,2199 gallon(UK)/min → Y l/min = (Y*0,2199) gallon(UK)/min

1 gallon(US)/min = 3,7848 l/min → X gallon(US)/min = (X*3,7848) l/min
1 l/min = 0,2642 gallon(US)/min → Y l/min = (Y*0,2642) gallon(US)/min

PRESSIONE - PRESSURE

1 MPa = 145,038 PSI → X MPa = (X*145,038) PSI
1 PSI = 0,0069 MPa → Y PSI = (Y*0,0069) MPa

1 MPa = 10 bar → X MPa = (X*10) bar
1 bar = 0,1 MPa → Y bar = (Y*0,1) MPa

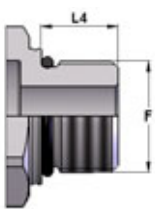
1 MPa = 9,8692 atm → X MPa = (X*9,8692) atm
1 atm = 0,1013 MPa → Y atm = (Y*0,1013) MPa

1 MPa = 20855,4 lbf/ft² → X MPa = (X*20855,4) lbf/ft²
1 lbf/ft² = 0,000047 MPa → Y lbf/ft² = (Y*0,000047) MPa

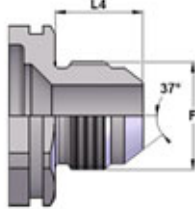
FILETTI DISPONIBILI

AVAILABLE THREADS

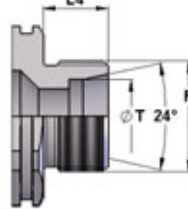
AG 1



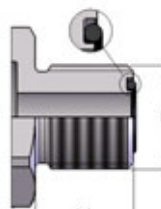
AG 2



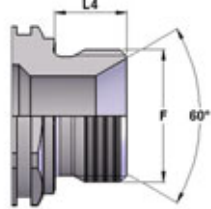
AG 3



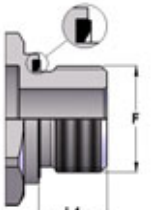
AG 4



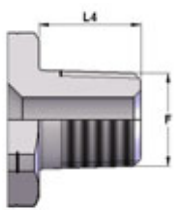
AG 5



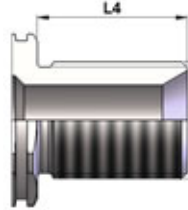
AG 6



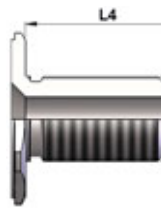
AG 7



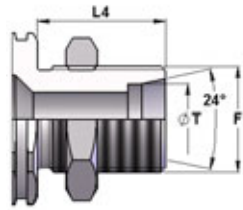
AGS 1



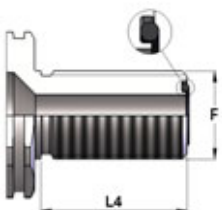
AGS 2



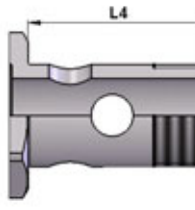
AGS 3



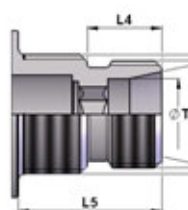
AGS 4



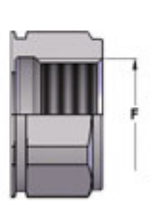
AGS 5



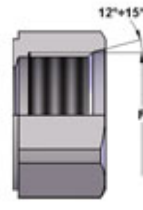
AGS 6



IG 1



IG 2





ATTENZIONE!!

SI RACCOMANDA DI NON SELEZIONARE O UTILIZZARE GLI INNESTI RAPIDI SENZA AVER PRESO VISIONE DELLE SEGUENTI PRESCRIZIONI ED ISTRUZIONI DI SICUREZZA.

SCELTA - USO - MANUTENZIONE

Un'errata scelta del tipo di innesto rapido, un uso improprio o un guasto possono essere causa di danni gravi a cose e persone.

Il catalogo indica alcuni elementi per la scelta e l'impiego degli innesti rapidi. Nel dubbio chiedete a noi o al nostro distributore maggiori informazioni.

Gli innesti rapidi o gli organi di collegamento possono manifestare guasti o danneggiarsi improvvisamente. La progettazione dei sistemi idraulici deve considerare soprattutto la sicurezza delle persone e la tutela dell'ambiente.

RESPONSABILITA' DELL'UTILIZZATORE

La grande varietà odierna delle applicazioni non garantisce che ogni tipo di innesto sia idoneo per qualsiasi sistema.

Pertanto l'utente, con proprie valutazioni e test, è il solo responsabile della scelta del tipo di innesto rapido e dell'accertamento che l'impiego non presenti rischi per la salute e la sicurezza.

Per qualsiasi chiarimento rivolgersi al nostro Servizio Clienti.

Ci si deve comunque accertare che:

- scegliendo un certo tipo di innesto rapido la **PRESSIONE** massima di esercizio dichiarata sia uguale o superiore alla pressione massima del sistema;
- il **FLUIDO** sia compatibile con i materiali dell'innesto rapido e delle sue guarnizioni di tenuta;
- la **TEMPERATURA** del fluido non ecceda quella indicata.

Qualora la temperatura del fluido fosse elevata, proteggere le mani durante le operazioni di innesto e disinnesto.

Il **DIMENSIONAMENTO** dovrà essere tale da ridurre al minimo le perdite di pressione, la generazione di calore o l'eccessiva velocità del fluido. La velocità consigliata va dai 4 ai 10 m/s.

Per un corretto dimensionamento dell'innesto rispetto alla portata richiesta e alla velocità del fluido fare riferimento al Nomogramma di flusso di pag.8.

I **CARICHI LATERALI** o le **VIBRAZIONI** possono danneggiare o ridurre la durata dell'innesto.

Prestare massima cura alla **PULIZIA** degli impianti. Sporco o residui nel circuito possono causare danni agli innesti rapidi.

Tutte le indicazioni tecniche presenti nel catalogo potrebbero non essere valide nel caso venissero accoppiati semi-innesti DNP con **SEMI-INNESTI DI ALTRI PRODUTTORI**. In ogni caso raccomandiamo di non superare mai la pressione d'esercizio più bassa tra i due prodotti. Non applicare una coppia di serraggio eccessiva in fase di assemblaggio dei raccordi negli innesti con **FILETTATURA CONICA** in modo da evitare crepe o rotture dell'innesto. Si consiglia l'applicazione di un sigillante liquido o in pasta sulla filettatura.

Si ricorda che l'innesto non è un giunto girevole ed è quindi sconsigliato in presenza di **ROTAZIONI** nell'applicazione.

Nel caso fosse richiesto l'accoppiamento o il disaccoppiamento con **CIRCUITO IN PRESSIONE** utilizzare solo innesti progettati per questo impiego.

Accertarsi che gli innesti rapidi siano compatibili con l'ambiente di lavoro e che siano mantenuti **PULITI** soprattutto nelle parti che possono pregiudicarne la funzionalità. A questo scopo, per ogni modello di innesto, sono disponibili tappi e cappucci di protezione. Qualora aveste dubbi non esitate ad interpellarci per ottenere istruzioni più dettagliate su manutenzione e istruzioni per l'installazione.

ATTENTION!!

PLEASE DO NOT SELECT OR USE THE QUICK COUPLINGS WITHOUT HAVING READ THE FOLLOWING REQUIREMENTS AND SAFETY INSTRUCTIONS.

CHOISE - OPERATION - MAINTENANCE

Incorrect choice of quick couplings, improper use or failure can cause serious damage to the equipment and to the operators.

This catalogue provides some information regarding the choice and the application of the quick release couplings. Should you have any doubts please contact us directly or our distributor for further details.

Quick release couplings or transmission parts may malfunction or suddenly fail. The planning of hydraulic systems must therefore consider the health and safety of the operators and of the immediate environment.

RESPONSABILITY OF THE USER

The wide range of applications does not guarantee that each type of coupling will be suitable for each system. Therefore, the users, with their evaluation and testing, are solely responsible for selecting the type of quick couplings and for verifying that the application does not present any risk to health and safety.

Our customer service department is at your disposal to assist you in any enquiries and explanations.

It is essential and of utmost importance:

- to ensure that the maximum declared working **PRESSURE** of the chosen quick coupling is greater than or equal to the maximum working pressure of the system;
- that the **FLUID** is compatible with the materials and seals of the quick release coupling;
- that the fluid **TEMPERATURE** does not exceed the declared limits.

In cases of high fluid temperature hands must be correctly protected during connection and disconnection.

DIMENSIONS must be precise to reduce to the minimum any pressure loss, heat generation or the speed of the fluid flow. Recommended speed range: from 4 to 10 m/s. For a correct sizing of the coupling compared to the required flow rate and speed refer to the flow nomogram page 8.

LATERAL LOADS or **VIBRATION** can damage or reduce the life of the quick coupling. Take care to **CLEAN** well equipments. Dirt or residual parts in the circuit may cause damage to the couplings.

All technical information in this catalogue may not be valid if **DNP** half couplings were connected with **HALF-COUPLINGS OF OTHER MANUFACTURERS**. In any case we recommend you never exceed the lowest working pressure between the two products.

Do not apply excessive tightening torque when assembling fitting in the couplings with **CONICAL THREADS** to prevent leakages or ruptures of the couplings. We recommend to apply on the thread a liquid sealant or paste.

Please note that couplings are not swivel joints and therefore their use is not recommended in the presence of **ROTATIONS**.

If a connection or disconnection **UNDER PRESSURE** is required, only couplings specified exclusively for this purpose shall be used.

Make sure that the quick release couplings are compatible with the work environment, and that they are kept **CLEAN**, especially those parts whose functionality may become damaged. For this purpose, caps and plugs are available for each type of coupling.

In all cases of doubt please do not hesitate to contact us and we will supply you with detailed instructions concerning maintenance and installation.

ATTENZIONE


Si ricorda che ogni dato presente nel catalogo è indicativo e può essere soggetto a modifiche e variazioni, a discrezione della DNP, in qualsiasi momento.

IMPORTANT

All data contained in the catalogue is indicative, and subject to change at the discretion of DNP without notice at any time.

ISO 16028

VALVOLA PIANA/ACCIAIO
FLAT FACE/STEEL
FLACHDICHTEND/STAHL
CLAPET PLAT/ACIER



Caratteristiche tecniche

I

- Norma: ISO 16028 (DN06→DN30)
- Occlusione: faccia piana
- Aggancio: sfere radiali
- Materiale: acciaio
- Finitura: Zn-Fe (Cr III)
- Filettature: BSP - NPT - SAE
- Guarnizioni standard: NBR
- Temperatura d'esercizio: -25 °C +100 °C
- Guarnizioni opzionali: FKM, EPDM o altro
- Pressioni di esercizio: 250-300 bar
- Connessione in pressione: non consentita

Technical data

E

- Standard: ISO 16028 (DN06→DN30)
- Occlusion: flat face
- Locking: radial balls
- Material: steel
- Finishing: Zn-Fe (Cr III)
- Threads: BSP - NPT - SAE
- Standard seals: NBR
- Working temperature: -25 °C +100 °C
- Optional seals: FKM, EPDM or more
- Working pressure: 250-300 bar
- Connection under pressure: not allowed

Nominal size				Max working pressure	Rated flow	Max flow rate	Min burst pressure			Fluid spillage
DNP	BG	ISO	mm				Male	Female	Coupled	
06	1	6.3	6	30	12	24	180	120	140	0.008
13	2	10	8.6	25	23	46	160	100	160	0.010
20	3	12.5	10.7	25	45	90	150	110	190	0.012
25	4	19	14.8	25	100	200	140	110	140	0.020
30	5	25	17.6	25	189	280	130	100	140	0.030
35	6	31.5	26	20	260	520	80	110	80	0.040
39	7	38	30	20	379	700	120	110	110	0.050
50	8	51	40.6	15	757	1000	70	65	65	0.100

1 MPa = 145.04 psi • 1 l = 0.264 gal

Technische Merkmale

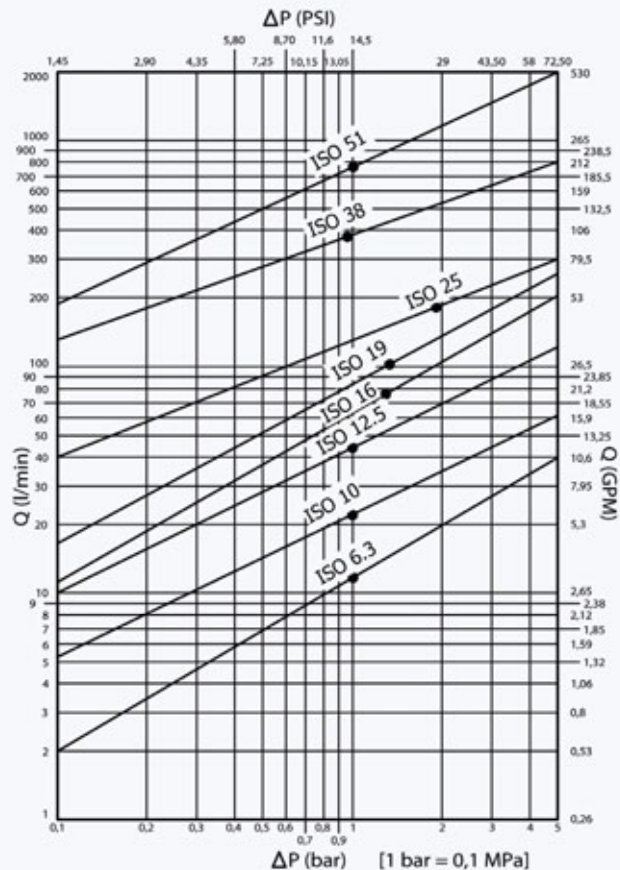
D

- Norm: ISO 16028 (DN06→DN30)
- Verschluss: flachdichtend
- Kupplung: Radial Kugeln
- Werkstoff: Stahl
- Ausführung: Zn-Fe (Cr III)
- Gewinde: BSP - NPT - SAE
- Standard-Dichtungen: NBR
- Betriebstemperatur: -25 °C +100 °C
- Dichtungen nach Wahl: FKM, EPDM, usw.
- Betriebsdruck: 250-300 bar
- Kuppeln unter Druck: nicht möglich

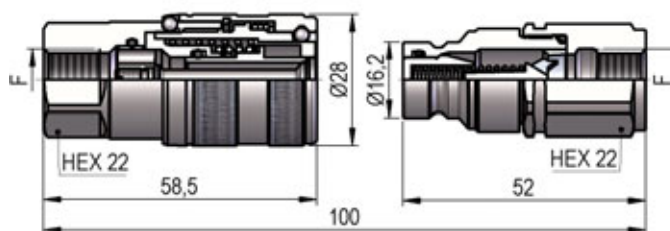
Caracteristiques techniques

F

- Norme: ISO 16028 (DN06→DN30)
- Obturation: clapet plat
- Accrochage: billes radiales
- Matériel: acier
- Traitement: Zn-Fe (Cr III)
- Taraudage: BSP - NPT - SAE
- Joints standard: NBR
- Température de service: -25 °C +100 °C
- Joints facultatifs: FKM, EPDM, ect.
- Pression de service: 250-300 bar
- Connexion sous pression: pas possible

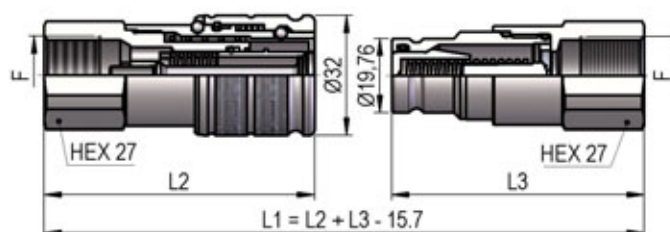


PLT1 DN06 - BG 1 - ISO 6.3



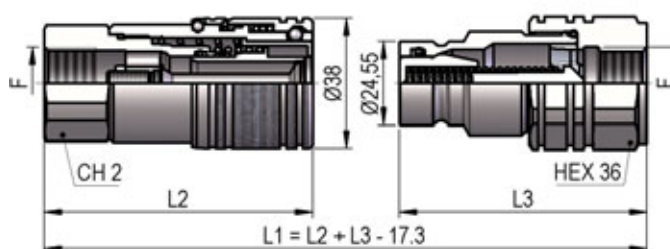
F	STANDARD	FEMMINA - FEMALE - MUFFE - FEMELLE			MASCHIO - MALE - STECKER - MALE		
		COD. F	Weight (g)	Packaging (pcs.)	COD. M	Weight (g)	Packaging (pcs.)
BSP 1/4"	DIN 3852-2-X	PLT1.0606.002	181	100	PLT1.0606.003	96	200
NPT 1/4"	ANSI B1.20.3	PLT1.0606.012	181	100	PLT1.0606.013	96	200

PLT1 DN13 - BG 2 - ISO 10



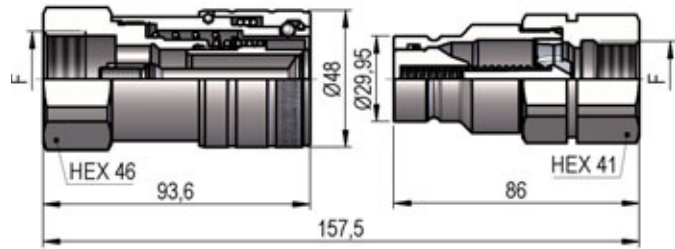
L2	L3	F	STANDARD	FEMMINA - FEMALE - MUFFE - FEMELLE			MASCHIO - MALE - STECKER - MALE		
				COD. F	Weight (g)	Packaging (pcs.)	COD. M	Weight (g)	Packaging (pcs.)
67.3	63.5	BSP 3/8"	DIN 3852-2-X	PLT1.1310.002	256	60	PLT1.1310.003	156	76
67.3	63.5	NPT 3/8"	ANSI B1.20.3	PLT1.1310.012	259	60	PLT1.1310.013	159	76
72.3	67.5	BSP 1/2"	DIN 3852-2-X	PLT1.1313.002	253	60	PLT1.1313.003	151	76
72.3	67.5	NPT 1/2"	ANSI B1.20.3	PLT1.1313.012	256	60	PLT1.1313.013	154	76

PLT1 DN20 - BG 3 - ISO 12.5



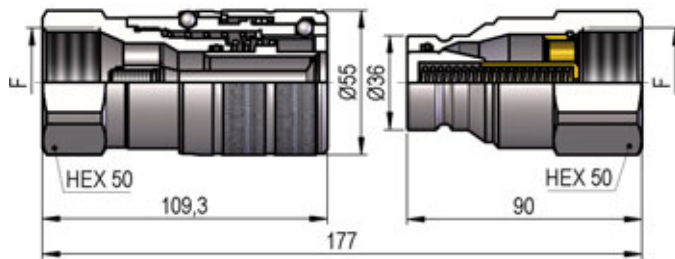
CH2	L2	L3	F	STANDARD	FEMMINA - FEMALE - MUFFE - FEMELLE			MASCHIO - MALE - STECKER - MALE		
					COD. F	Weight (g)	Packaging (pcs.)	COD. M	Weight (g)	Packaging (pcs.)
32	78.5	72.5	BSP 1/2"	DIN 3852-2-X	PLT1.2013.002	413	35	PLT1.2013.003	305	42
32	84	74	NPT 1/2"	ANSI B1.20.3	PLT1.2013.012	408	35	PLT1.2013.013	314	42
36	84	74.5	BSP 3/4"	DIN 3852-2-X	PLT1.2019.002	445	35	PLT1.2019.003	282	42
36	84	74	NPT 3/4"	ANSI B1.20.3	PLT1.2019.012	451	35	PLT1.2019.013	290	42

PLT1 DN25 - BG 4 - ISO 19



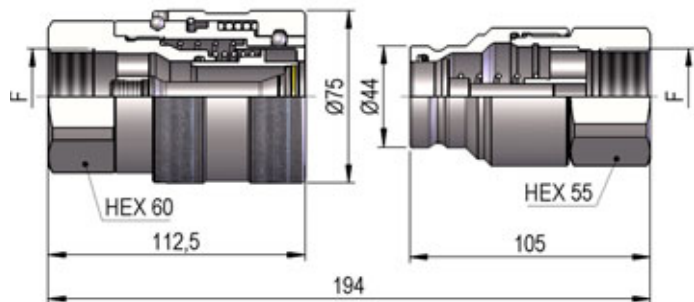
F	STANDARD	FEMMINA - FEMALE - MUFFE - FEMELLE			MASCHIO - MALE - STECKER - MALE		
		COD. F	Weight (g)	Packaging (pcs.)	COD. M	Weight (g)	Packaging (pcs.)
BSP 3/4"	DIN 3852-2-X	PLT1.2519.002	850	23	PLT1.2519.003	478	30
NPT 3/4"	ANSI B1.20.3	PLT1.2519.012	857	23	PLT1.2519.013	485	30
BSP 1"	DIN 3852-2-X	PLT1.2525.002	789	23	PLT1.2525.003	423	30
NPT 1"	ANSI B1.20.3	PLT1.2525.012	801	23	PLT1.2525.013	435	30

PLT1 DN30 - BG 5 - ISO 25

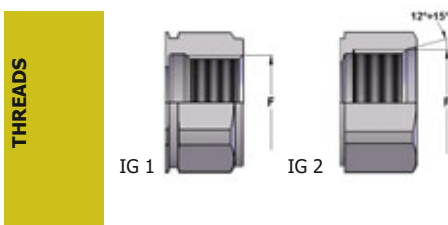


F	STANDARD	FEMMINA - FEMALE - MUFFE - FEMELLE			MASCHIO - MALE - STECKER - MALE		
		COD. F	Weight (g)	Packaging (pcs.)	COD. M	Weight (g)	Packaging (pcs.)
BSP 1 1/4"	DIN 3852-2-X	PLT1.3031.002	1139	7	PLT1.3031.003	648	20
NPT 1 1/4"	ANSI B1.20.3	PLT1.3031.012	1162	7	PLT1.3031.013	661	20

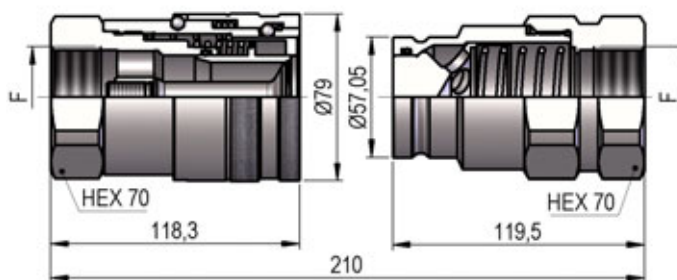
PLT1 DN35 - BG 6 - ISO 31.5



THREADS	F	STANDARD	FEMMINA - FEMALE - MUFFE - FEMELLE			MASCHIO - MALE - STECKER - MALE		
			COD. F	Weight (g)	Packaging (pcs.)	COD. M	Weight (g)	Packaging (pcs.)
IG 1	BSP 1 1/4"	DIN 3852-2-X	PLT1.3531.002	2376	5	PLT1.3531.003	1117	10
	NPT 1 1/4"	ANSI B1.20.3	PLT1.3531.012	2400	5	PLT1.3531.013	1130	10
IG 2	1"5/8-12 UN 2B	SAE J 1926-1	PLT1.3541.032	2388	5	PLT1.3541.033	1120	10

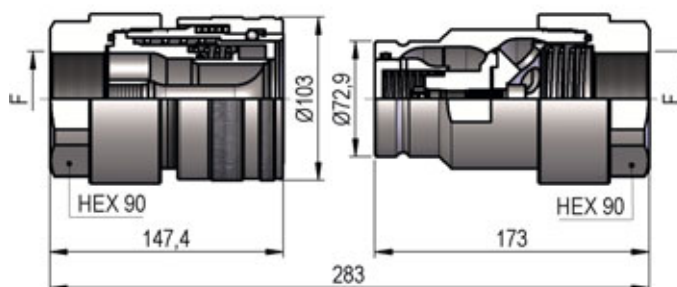


PLT1 DN39 - BG 7 - ISO 38



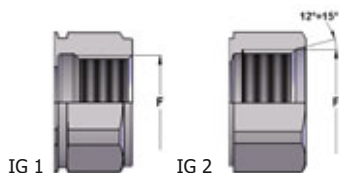
THREADS	F	STANDARD	FEMMINA - FEMALE - MUFFE - FEMELLE			MASCHIO - MALE - STECKER - MALE		
			COD. F	Weight (g)	Packaging (pcs.)	COD. M	Weight (g)	Packaging (pcs.)
IG 1	BSP 1"½	DIN 3852-2-X	PLT1.3939.002	2703	5	PLT1.3939.003	1879	10
	NPT 1"½	ANSI B1.20.3	PLT1.3939.012	2718	5	PLT1.3939.013	1893	10
IG 2	1"7/8-12 UN 2B	SAE J 1926-1	PLT1.3947.032	2680	5	PLT1.3947.033	1840	10

PLT1 DN50 - BG 8 - ISO 51



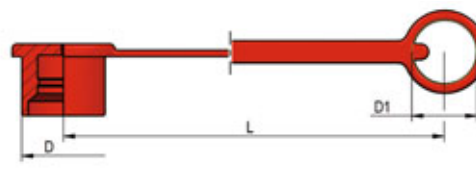
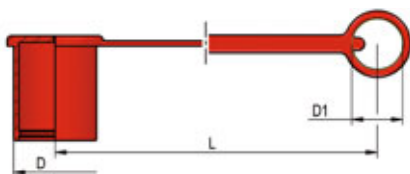
THREADS	F	STANDARD	FEMMINA - FEMALE - MUFFE - FEMELLE			MASCHIO - MALE - STECKER - MALE		
			COD. F	Weight (g)	Packaging (pcs.)	COD. M	Weight (g)	Packaging (pcs.)
IG 1	BSP 2"	DIN 3852-2-X	PLT1.5051.112	6015	5	See PLK4 DN50		
	NPT 2"	ANSI B1.20.3	PLT1.5051.012	6045	5	See PLK4 DN50		
	1"½	SAE 3000	PLT1.5051.002	6440	5	See PLK4 DN50		
	API 2"	API 5B	PLT1.5051.062	6520	5	See PLK4 DN50		
IG 2	2"½-12 UN 2B	SAE J 1926-1	PLT1.5063.032	5895	5	See PLK4 DN50		

THREADS



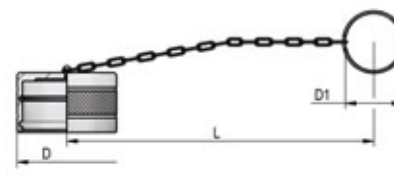
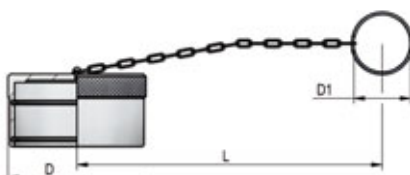
PLASTIC CAPS

NOMINAL SIZE				FEMALE DUST PLUG				MALE DUST CAP				COLOR	MATERIAL	
DNP	BG	ISO	COD. F	Dimensions			Weight (g)	COD. M	Dimensions			Weight (g)		
				D	L	D1			D	L	D1			
06	1	6.3	SPLT.06002	32.5	200	20	16	SPLT.06003	26	200	20	13	●	PVC
13	2	10	SPLT.13002	37	200	26	21	SPLT.13003	27.5	200	26	15	●	PVC
20	3	12.5	SPLT.20002	43	200	31.5	29	SPLT.20003	35	200	31.5	26	●	PVC
25	4	19	SPLT.25002	53.5	265	35	51	SPLT.25003	43	265	35	41	●	PVC
30	5	25	SPLT.30002	61	280	50	75	SPLT.30003	51	270	50	60	●	PVC



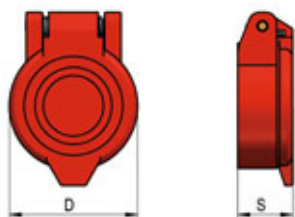
METAL CAPS

NOMINAL SIZE				FEMALE DUST PLUG				MALE DUST CAP				MATERIAL	
DNP	BG	ISO	COD. F	Dimensions			Weight (g)	COD. M	Dimensions			Weight (g)	
				D	L	D1			D	L	D1		
06	1	6.3	SPLT.06202	35	200	32	41	SPLT.06203	25	200	32	28	Aluminum
13	2	10	SPLT.13202	40	200	32	48	SPLT.13203	30	200	32	39	Aluminum
20	3	12.5	SPLT.20202	45	200	32	53	SPLT.20203	32	200	32	40	Aluminum
25	4	19	SPLT.25202	55	275	47.5	74	SPLT.25203	40	275	47.5	66	Aluminum
30	5	25	SPLT.30202	65	275	47.5	126	SPLT.30203	45	275	47.5	71	Aluminum
35	6	31.5	SPLT.35202*	-	-	-	-	SPLT.35203*	-	-	-	-	Aluminum
39	7	40	SPLT.39202	90	275	47.5	207	SPLT.39203	68	275	47.5	155	Aluminum
50	8	50	SPLT.50202	114	275	47.5	360	See PLK4 DN50					Aluminum



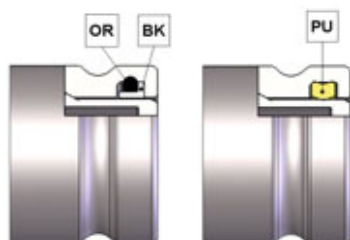
*REALIZZATI SU RICHIESTA DEL CLIENTE
 *AVAILABLE ON REQUEST
 *AUF ANFRAGE LIEFERBAR
 *DISPONIBLES SUR DEMANDE

AUTOMATIC CAPS



NOMINAL SIZE				AUTOMATIC FEMALE CAP			COLOR	MATERIAL
DNP	BG	ISO	COD. F	Dimensions		Weight (g)		
				D	S			
13	2	10	SPLT.13302	38	16.8	17	●	Nylon
13	2	10	SPLT.13342	38	16.8	17	●	Nylon
20	3	12.5	SPPV.13302	46	18.4	24	●	Nylon
20	3	12.5	SPPV.13312	46	18.4	24	●	Nylon
20	3	12.5	SPPV.13322	46	18.4	24	●	Nylon
20	3	12.5	SPPV.13332	46	18.4	24	●	Nylon
20	3	12.5	SPPV.13342	46	18.4	24	●	Nylon

SPARE PARTS




NOMINAL SIZE			MALE GASKET	MALE GASKET
DNP	BG	ISO	OR (NBR*)	BK (PTFE) PU (POLYURETHANE)
06	1	6.3	PLT.006.120	PLT.006.130 -
13	2	10	PLT.013.120	PLT.013.130 PLK.013.210
20	3	12.5	PLT.019.120	PLT.019.130 PVT.019.210
25	4	19	PLT.025.120	PLT.025.130 PVT.025.210
30	5	25	PLT.031.120	PLT.031.130 PVT.030.210
35	6	31.5	PLS.025.120	PLT.035.130 -
39	7	38	PLT.039.120	PLT.039.130 -
50	8	51	PLK.050.120	PLK.050.130 -

*AL CODICE DELLA GUARNIZIONE IN NBR AGGIUNGERE 'E' PER EPDM O 'V' PER VITON
 *TO THE NBR GASKET CODE ADD 'E' FOR EPDM OR 'V' FOR VITON
 *ZU DER ARTIKELNR. DER NBR DICHTUNG GEBEN SIE 'E' FUER EPDM ODER 'V' FUER VITON AN
 *AU CODE DU JOINT EN NBR JOINDRE 'E' POUR EPDM OU 'V' POUR VITON

ISO 16028

VALVOLA PIANA/ACCIAIO INOX
 FLAT FACE/STAINLESS STEEL
 FLACHDICHTEND/EDELSTAHL
 CLAPET PLAT/ACIER INOX



Caratteristiche tecniche I

- Norma: ISO 16028 (DN06→DN30)
- Occlusione: faccia piana
- Aggancio: sfere radiali
- Materiale: acciaio inox AISI 316
- Filettature: BSP - NPT - SAE
- Guarnizioni standard: FKM
- Temperatura d'esercizio: -25 °C + 200 °C
- Guarnizioni opzionali: EPDM, FFKM o altro
- Pressioni di esercizio: 100-300 bar
- Connessione in pressione: non consentita

Technical data E

- Standard: ISO 16028 (DN06→DN30)
- Occlusion: flat face
- Locking: radial balls
- Material: stainless steel AISI 316
- Threads: BSP - NPT - SAE
- Standard seals: FKM
- Working temperature: -25 °C +200 °C
- Optional seals: EPDM, FFKM or more
- Working pressure: 100-300 bar
- Connection under pressure: not allowed

Nominal size				Max working pressure	Rated flow	Max flow rate	Min burst pressure			Fluid spillage
DNP	BG	ISO	mm				Male	Female	Coupled	
06	1	6.3	6	30	12	24	260	160	130	0.008
13	2	10	8.6	25	23	46	140	100	190	0.010
20	3	12.5	10.7	25	45	90	130	100	160	0.012
22	4A	16	12.8	25	74	150	110	100	140	0.015
25	4	19	14.8	25	100	200	110	100	140	0.020
30	5	25	17.6	25	189	280	100	100	100	0.030
39	7	38	30	15	379	700	60	60	60	0.050
50	8	51	40.6	10	757	1000	40	40	40	0.100

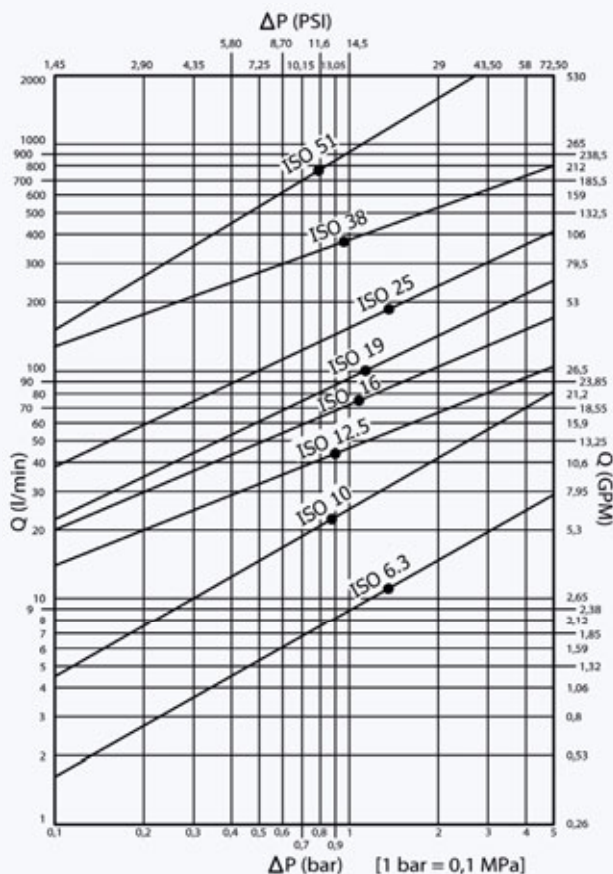
1 MPa = 145.04 psi • 1 l = 0.264 gal

Technische Merkmale D

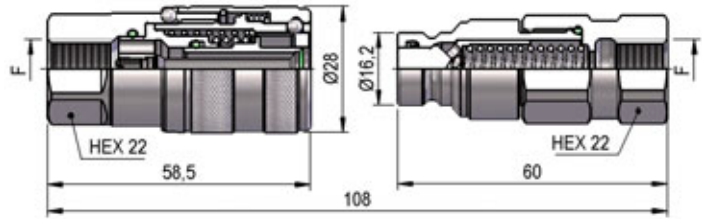
- Norm: ISO 16028 (DN06→DN30)
- Verschluss: flachdichtend
- Kupplung: Radial Kugeln
- Werkstoff: rostfreiem Stahl AISI 316
- Gewinde: BSP - NPT - SAE
- Standard-Dichtungen: FKM
- Betriebstemperatur: -25 °C +200 °C
- Dichtungen nach Wahl: EPDM, FFKM, usw.
- Betriebsdruck: 100-300 bar
- Kuppeln unter Druck: nicht möglich

Caracteristiques techniques F

- Norme: ISO 16028 (DN06→DN30)
- Obturation: clapet plat
- Accrochage: billes radiales
- Matériel: acier inoxydable AISI 316
- Taraudage: BSP - NPT - SAE
- Joints standard: FKM
- Température de service: -25 °C +200 °C
- Joints facultatifs: EPDM, FFKM, ect.
- Pression de service: 100-300 bar
- Connexion sous pression: pas possible

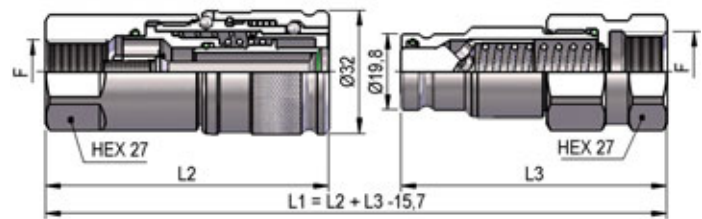


PLTX DN06 - BG 1- ISO 6.3



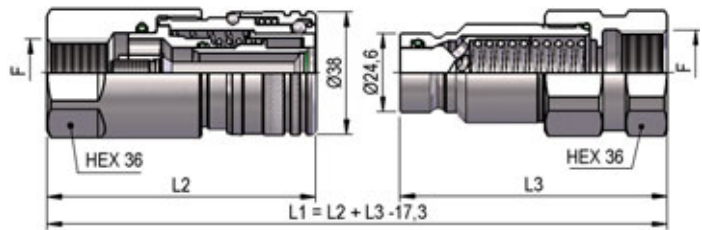
THREADS	F	STANDARD	FEMMINA - FEMALE - MUFFE - FEMELLE			MASCHIO - MALE - STECKER - MALE		
			COD. F	Weight (g)	Packaging (pcs.)	COD. M	Weight (g)	Packaging (pcs.)
IG 1	BSP 1/4"	DIN 3852-2-X	PLTX.0606.112	186	100	PLTX.0606.113	121	200
	NPT 1/4"	ANSI B1.20.3	PLTX.0606.012	187	100	PLTX.0606.013	122	200
IG 2	9/16"-18 UNF 2B	SAE J 1926-1	PLTX.0615.032	183	100	PLTX.0615.033	118	200

PLTX DN13 - BG 2 - ISO 10

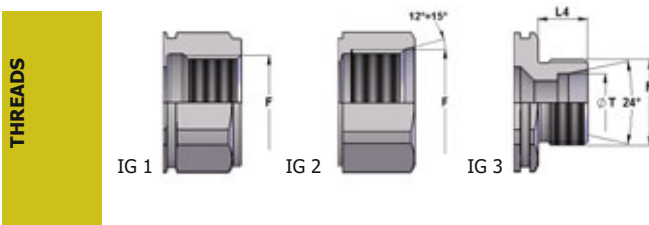


THREADS	L2	L3	L4	F	STANDARD	FEMMINA - FEMALE - MUFFE - FEMELLE			MASCHIO - MALE - STECKER - MALE		
						COD. F	Weight (g)	Packaging (pcs.)	COD. M	Weight (g)	Packaging (pcs.)
IG 1	73.5	69.5		BSP 3/8"	DIN 3852-2-X	PLTX.1310.112	298	60	PLTX.1310.113	172	76
	73.5	69.5		NPT 3/8"	ANSI B1.20.3	PLTX.1310.012	300	60	PLTX.1310.013	175	76
	73.5	69		BSP 1/2"	DIN 3852-2-X	PLTX.1313.112	286	60	PLTX.1313.113	156	76
	73.5	73		NPT 1/2"	ANSI B1.20.3	PLTX.1313.012	287	60	PLTX.1313.013	171	76
IG 2	73.5	70		3/4"-16 UNF 2B	SAE J 1926-1	PLTX.1319.032	290	60	PLTX.1319.033	174	76
AG 3	73	68	12	M20x1.5	ISO 8434-1-S	PLTX.1320.402	276	60	PLTX.1320.403	156	76

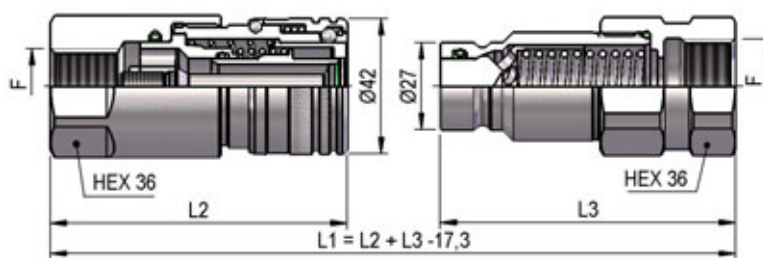
PLTX DN20 - BG 3 - ISO 12.5



THREADS	L2	L3	L4	F	STANDARD	FEMMINA - FEMALE - MUFFE - FEMELLE			MASCHIO - MALE - STECKER - MALE		
						COD. F	Weight (g)	Packaging (pcs.)	COD. M	Weight (g)	Packaging (pcs.)
IG 1	83.5	81.5		BSP 1/2"	DIN 3852-2-X	PLTX.2013.112	544	35	PLTX.2013.113	351	42
	83.5	82		NPT 1/2"	ANSI B1.20.3	PLTX.2013.012	549	35	PLTX.2013.013	358	42
	83.5	83		BSP 3/4"	DIN 3852-2-X	PLTX.2019.112	510	35	PLTX.2019.113	326	42
	83.5	83		NPT 3/4"	ANSI B1.20.3	PLTX.2019.012	519	35	PLTX.2019.013	336	42
IG 2	83.5	83		1 1/16-12 UN 2B	SAE J 1926-1	PLTX.2027.032	508	35	PLTX.2027.033	324	42
AG 3	84.5	80	14	M24x1.5	ISO 8434-1-S	PLTX.2024.402	489	35	PLTX.2024.403	300	42

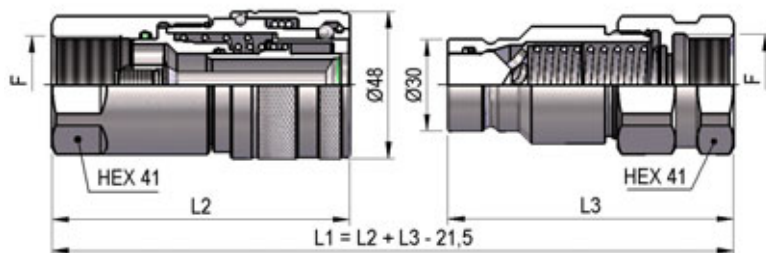


PLTX DN22 - BG 4A - ISO 16



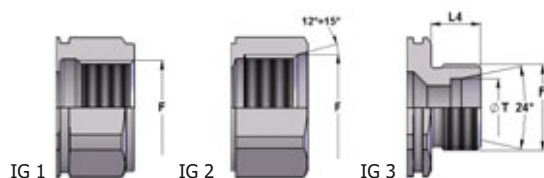
THREADS	L2	L3	L4	F	STANDARD	FEMMINA - FEMALE - MUFFE - FEMELLE			MASCIO - MALE - STECKER - MALE		
						COD. F	Weight (g)	Packaging (pcs.)	COD. M	Weight (g)	Packaging (pcs.)
IG 1	86	81.5		BSP 1/2"	DIN 3852-2-X	PLTX.2213.112	591	30	PLTX.2213.113	385	42
	86	82		NPT 1/2"	ANSI B1.20.3	PLTX.2213.012	596	30	PLTX.2213.013	392	42
	86	83		BSP 3/4"	DIN 3852-2-X	PLTX.2219.112	557	30	PLTX.2219.113	360	42
	86	83		NPT 3/4"	ANSI B1.20.3	PLTX.2219.012	566	30	PLTX.2219.013	370	42
IG 2	86	83		1"1/16-12 UN 2B	SAE J 1926-1	PLTX.2227.032	549	30	PLTX.2227.033	355	42
AG 3	87	80	14	M24x1.5	ISO 8434-1-S	PLTX.2224.402	535	30	PLTX.2224.403	335	42

PLTX DN25 - BG 4 - ISO 19

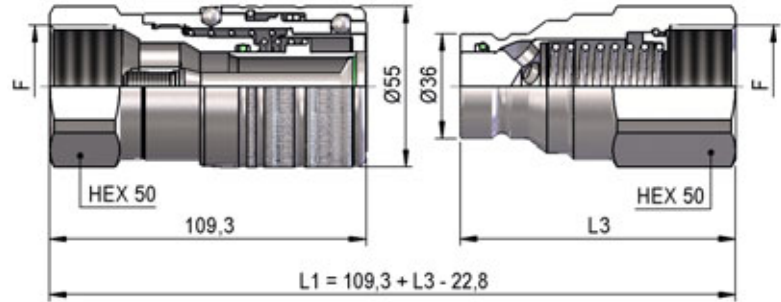


THREADS	L2	L3	F	STANDARD	FEMMINA - FEMALE - MUFFE - FEMELLE			MASCIO - MALE - STECKER - MALE			
					COD. F	Weight (g)	Packaging (pcs.)	COD. M	Weight (g)	Packaging (pcs.)	
IG 1	95.5	90.5		BSP 3/4"	DIN 3852-2-X	PLTX.2519.112	850	23	PLTX.2519.113	496	30
	95.5	90.5		NPT 3/4"	ANSI B1.20.3	PLTX.2519.012	855	23	PLTX.2519.013	503	30
	97.5	90.5		BSP 1"	DIN 3852-2-X	PLTX.2525.112	803	23	PLTX.2525.113	451	30
	97.5	93.5		NPT 1"	ANSI B1.20.3	PLTX.2525.012	814	23	PLTX.2525.013	480	30
IG 2	95	93.5		1"5/16-12 UN 2B	SAE J 1926-1	PLTX.2533.032	794	23	PLTX.2533.033	431	30

THREADS

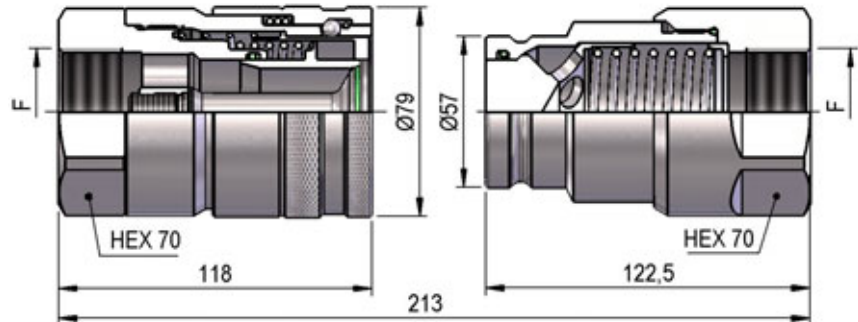


PLTX DN30 - BG 5 - ISO 25



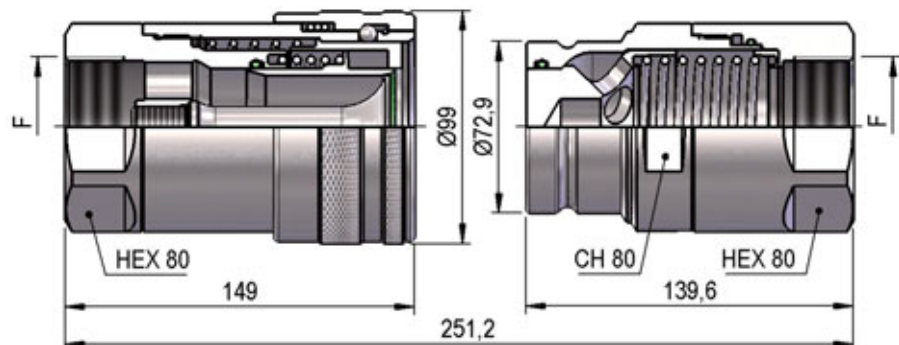
L3	F	STANDARD	FEMMINA - FEMALE - MUFFE - FEMELLE			MASCHIO - MALE - STECKER - MALE		
			COD. F	Weight (g)	Packaging (pcs.)	COD. M	Weight (g)	Packaging (pcs.)
97	BSP 1"	DIN 3852-2-X	PLTX.3025.112	1275	7	PLTX.3025.113	820	20
97	NPT 1"	ANSI B1.20.3	PLTX.3025.012	1295	7	PLTX.3025.013	831	20
95	BSP 1 1/4"	DIN 3852-2-X	PLTX.3031.112	1164	7	PLTX.3031.113	744	20
95	NPT 1 1/4"	ANSI B1.20.3	PLTX.3031.012	1175	7	PLTX.3031.013	757	20

PLTX DN39 - BG 7 - ISO 38



F	STANDARD	FEMMINA - FEMALE - MUFFE - FEMELLE			MASCHIO - MALE - STECKER - MALE		
		COD. F	Weight (g)	Packaging (pcs.)	COD. M	Weight (g)	Packaging (pcs.)
BSP 1 1/2"	DIN 3852-2-X	PLTX.3939.112	2844	5	PLTX.3939.113	2134	8
NPT 1 1/2"	ANSI B1.20.3	PLTX.3939.012	2859	5	PLTX.3939.013	2149	8

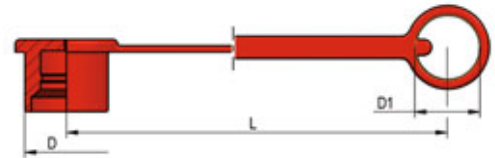
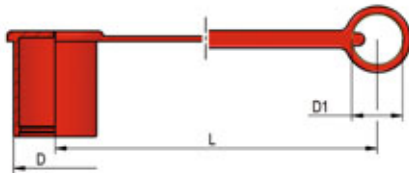
PLTX DN50 - BG 8 - ISO 51



F	STANDARD	FEMMINA - FEMALE - MUFFE - FEMELLE			MASCHIO - MALE - STECKER - MALE		
		COD. F	Weight (g)	Packaging (pcs.)	COD. M	Weight (g)	Packaging (pcs.)
BSP 2"	DIN 3852-2-X	PLTX.5051.112	4790	5	PLTX.5051.113	3200	6
NPT 2"	ANSI B1.20.3	PLTX.5051.012	4650	5	PLTX.5051.013	3110	6

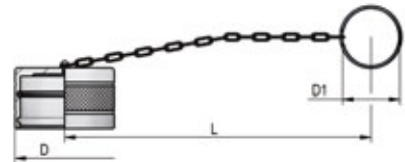
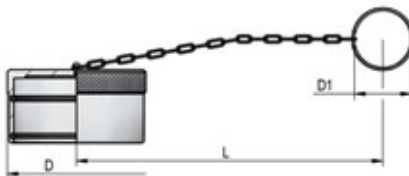
PLASTIC CAPS

NOMINAL SIZE			FEMALE DUST PLUG					MALE DUST CAP					COLOR	MATERIAL
DNP	BG	ISO	COD. F	Dimensions			Weight (g)	COD. M	Dimensions			Weight (g)		
				D	L	D1			D	L	D1			
06	1	6.3	SPLT.06002	32.5	200	20	16	SPLT.06003	26	200	20	13	●	PVC
13	2	10	SPLT.13002	37	200	26	21	SPLT.13003	27.5	200	26	15	●	PVC
20	3	12.5	SPLT.20002	43	200	31.5	29	SPLT.20003	35	200	31.5	26	●	PVC
22	4A	16	SPLT.22002	47	197	30.5	34	SPLT.22003	38	197	30.5	30	●	PVC
25	4	19	SPLT.25002	53.5	265	35	51	SPLT.25003	43	265	35	41	●	PVC
30	5	25	SPLT.30002	61	280	50	75	SPLT.30003	51	270	50	60	●	PVC

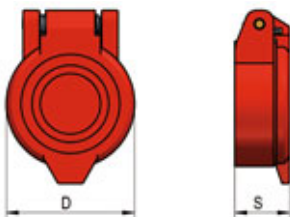


METAL CAPS

NOMINAL SIZE			FEMALE DUST PLUG					MALE DUST CAP					MATERIAL
DNP	BG	ISO	COD. F	Dimensions			Weight (g)	COD. M	Dimensions			Weight (g)	
				D	L	D1			D	L	D1		
06	1	6.3	SPLT.06202	35	200	32	41	SPLT.06203	25	200	32	28	Aluminum
13	2	10	SPLT.13202	40	200	32	48	SPLT.13203	30	200	32	39	Aluminum
20	3	12.5	SPLT.20202	45	200	32	53	SPLT.20203	32	200	32	40	Aluminum
22	4A	16	SPLT.22202	50	200	32	63	SPLT.22203	35	200	32	43	Aluminum
25	4	19	SPLT.25202	55	275	47.5	74	SPLT.25203	40	275	47.5	66	Aluminum
30	5	25	SPLT.30202	65	275	47.5	126	SPLT.30203	45	275	47.5	71	Aluminum
39	7	38	SPLT.39202	90	275	47.5	207	SPLT.39203	68	275	47.5	155	Aluminum
50	8	51	SPLTX.50202	110	275	47.5	320	SPLK.50203	83	275	47.5	210	Aluminum

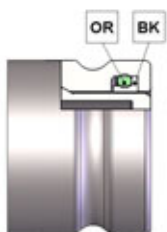


AUTOMATIC CAPS



NOMINAL SIZE			AUTOMATIC FEMALE CAP				COLOR	MATERIAL
DNP	BG	ISO	COD. F	Dimensions		Weight (g)		
				D	S			
13	2	10	SPLT.13302	38	16.8	17	●	Nylon
13	2	10	SPLT.13342	38	16.8	17	●	Nylon
20	3	12.5	SPPV.13302	46	18.4	24	●	Nylon
20	3	12.5	SPPV.13312	46	18.4	24	●	Nylon
20	3	12.5	SPPV.13322	46	18.4	24	●	Nylon
20	3	12.5	SPPV.13332	46	18.4	24	●	Nylon
20	3	12.5	SPPV.13342	46	18.4	24	●	Nylon

SPARE PARTS



NOMINAL SIZE			MALE GASKET	
DNP	BG	ISO	OR (FKM)	BK (PTFE)
06	1	6.3	PLT.006.120 V	PLT.006.130
13	2	10	PLT.013.120 V	PLT.013.130
20	3	12.5	PLT.019.120 V	PLT.019.130
22	4A	16	PLT.022.120 V	PLT.022.130
25	4	19	PLT.025.120 V	PLT.025.130
30	5	25	PLT.031.120 V	PLT.031.130
39	7	38	PLT.039.120 V	PLT.039.130
50	8	51	PLTX.050.120 V	PLTX.050.130

ISO 16028/350 bar


VALVOLA PIANA/ACCIAIO
FLAT FACE/STEEL
FLACHDICHTEND/STAHL
CLAPET PLAT/ACIER



Caratteristiche tecniche

I

- Norma: ISO 16028 (DN06→DN30)
- Occlusione: faccia piana
- Aggancio: sfere radiali
- Materiale: acciaio
- Finitura: Zn-Fe (Cr III) e Zn-Ni
- Filettature: BSP - NPT - SAE - METRICHE
- Guarnizioni standard: NBR e PU
- Temperatura d'esercizio: -25 °C +100 °C
- Guarnizioni opzionali: FKM, EPDM o altro
- Pressioni di esercizio: 350-500 bar
- Connessione in pressione: non consentita



Technical data

E

- Standard: ISO 16028 (DN06→DN30)
- Occlusion: flat face
- Locking: radial balls
- Material: steel
- Finishing: Zn-Fe (Cr III) and Zn-Ni
- Threads: BSP - NPT - SAE - METRIC
- Standard seals: NBR and PU
- Working temperature: -25 °C +100 °C
- Optional seals: FKM, EPDM or more
- Working pressure: 350-500 bar
- Connection under pressure: not allowed

Nominal size				Max working pressure	Rated flow	Max flow rate	Min burst pressure			Fluid spillage
DNP	BG	ISO	mm				Male	Female	Coupled	
04	0	5	4	50	3	9	250	210	250	0.006
06	1	6.3	6	40	12	24	190	190	190	0.008
13	2	10	8.6	35	23	46	150	170	160	0.010
20	3	12.5	10.7	35	45	90	170	150	170	0.012
22	4A	16	12.8	35	74	150	160	140	150	0.015
25	4	19	14.8	35	100	200	160	140	180	0.020
30	5	25	17.6	35	189	280	140	140	150	0.030

1 MPa = 145.04 psi • 1 l = 0.264 gal

Technische Merkmale

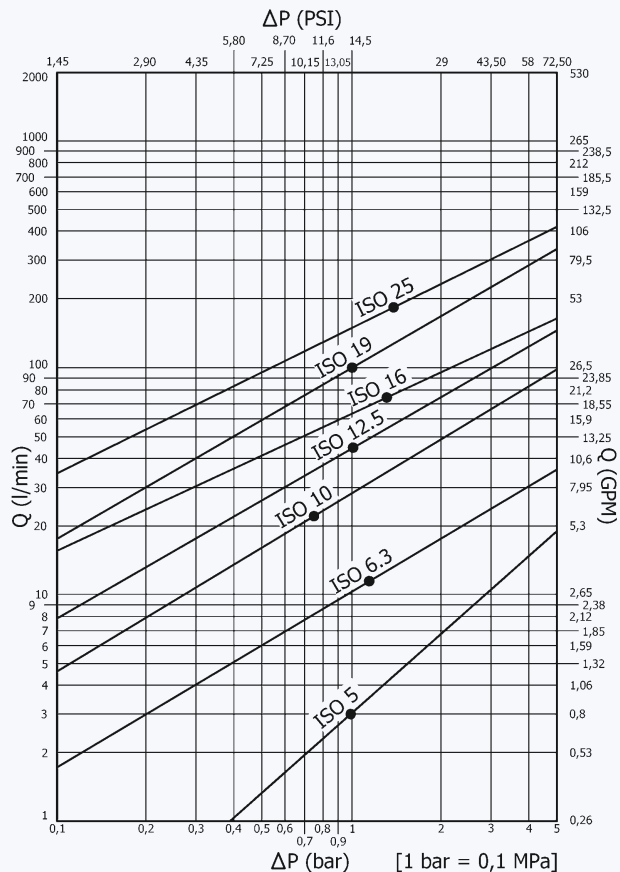
D

- Norm: ISO 16028 (DN06→DN30)
- Verschluss: flachdichtend
- Kupplung: Radial Kugeln
- Werkstoff: Stahl
- Ausführung: Zn-Fe (Cr III) und Zn-Ni
- Gewinde: BSP - NPT - SAE - METRISCHE
- Standard-Dichtungen: NBR und PU
- Betriebstemperatur: -25 °C +100 °C
- Dichtungen nach Wahl: FKM, EPDM, usw.
- Betriebsdruck: 350-500 bar
- Kuppeln unter Druck: nicht möglich

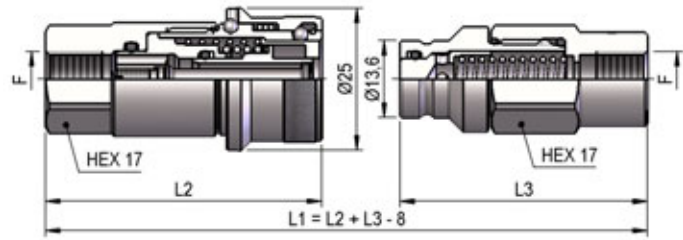
Caracteristiques techniques

F

- Norme: ISO 16028 (DN06→DN30)
- Obturation: clapet plat
- Accrochage: billes radiales
- Matériel: acier
- Traitement: Zn-Fe (Cr III) et Zn-Ni
- Taraudage: BSP - NPT - SAE - METRIQUES
- Joints standard: NBR et PU
- Température de service: -25 °C +100 °C
- Joints facultatifs: FKM, EPDM, ect.
- Pression de service: 350-500 bar
- Connexion sous pression: pas possible

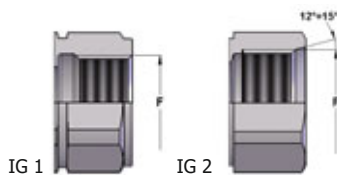


PLT4 DN04 - BG 0 - ISO 5

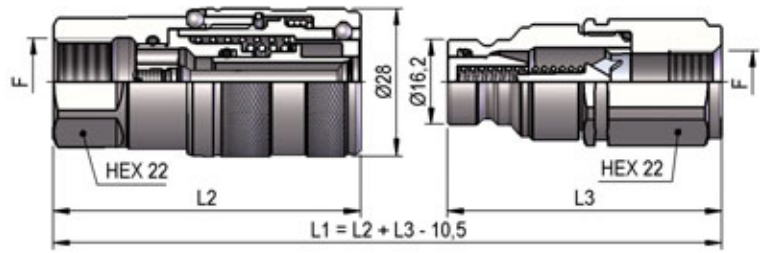


THREADS	L2	L3	F	STANDARD	FEMMINA - FEMALE - MUFFE - FEMELLE			MASCHIO - MALE - STECKER - MALE		
					COD. F	Weight (g)	Packaging (pcs.)	COD. M	Weight (g)	Packaging (pcs.)
IG 1	48.6	43.5	BSP 1/8"	DIN 3852-2-X	PLT4.0404.112	93	192	PLT4.0404.113	52	300
	48.6	43.5	NPT 1/8"	ANSI B1.20.3	PLT4.0404.012	94	192	PLT4.0404.013	52	300
IG 2	50.6	45.5	7/16"-20 UNF 2B	SAE J 1926-1	PLT4.0412.032	95	192	PLT4.0412.033	54	300

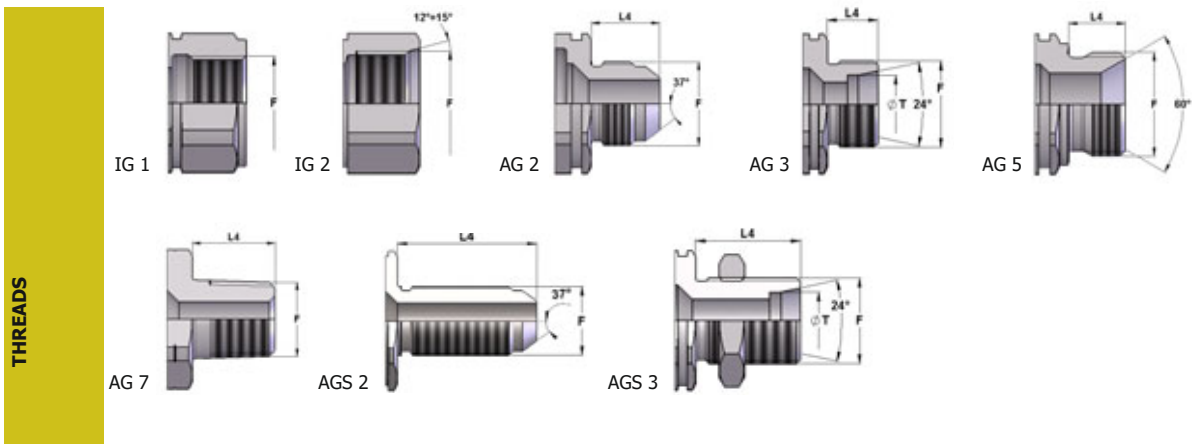
THREADS



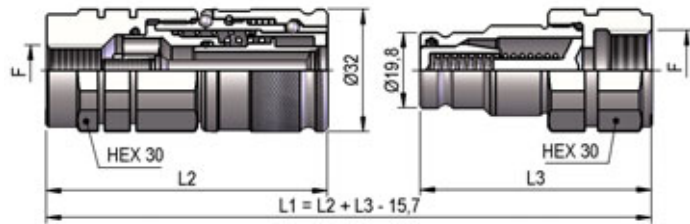
PLT4 DN06 - BG 1 - ISO 6.3



THREADS	L2	L3	L4	ØT	F	STANDARD	FEMMINA - FEMALE - MUFFE - FEMELLE			MASCHIO - MALE - STECKER - MALE		
							COD. F	Weight (g)	Packaging (pcs.)	COD. M	Weight (g)	Packaging (pcs.)
IG 1	58.5	52			BSP 1/4"	DIN 3852-2-X	PLT4.0606.112	181	100	PLT4.0606.113	95	200
	58.5	52			NPT 1/4"	ANSI B1.20.3	PLT4.0606.012	182	100	PLT4.0606.013	96	200
	58.5	52			RC 1/4"	EN 10226	PLT4.0606.042	182	100	PLT4.0606.043	98	200
	58.5	52			BSP 3/8"	DIN 3852-2-X	PLT4.0610.112	170	100	PLT4.0610.113	86	200
	58.5	52			NPT 3/8"	ANSI B1.20.3	PLT4.0610.012	173	100	PLT4.0610.013	88	200
	58.5	52			M16x1.5	ISO 6149-1	PLT4.0616.102	173	100	PLT4.0616.103	89	200
	58.5	52			M18x1.5	ISO 6149-1	PLT4.0618.102	166	100	PLT4.0618.103	82	200
IG 2	58.5	52			9/16"-18 UNF 2B	SAE J 1926-1	PLT4.0615.032	178	100	PLT4.0615.033	92	200
AG 7	63.5	53.8	14		NPT 1/4"	ANSI B1.20.3	PLT4.0606.022	169	100	PLT4.0606.023	82	200
	63.5	53.8	14		R 1/4"-19	EN 10226	PLT4.0606.052	168	100	PLT4.0606.053	82	200
	63	53.8	14		NPT 3/8"	ANSI B1.20.3	PLT4.0610.022	173	100	PLT4.0610.023	90	200
AG 5	64	54.3	12		BSP 3/8"	DIN 3852-2-B	PLT4.0610.212	202	100	PLT4.0610.213	88	200
	63.5	53.8	12		BSP 1/4"	DIN 3852-2-A	PLT4.0606.712	172	100	PLT4.0606.713	83	200
	64	54.3	12		BSP 3/8"	DIN 3852-2-A	PLT4.0610.712	202	100	PLT4.0610.713	88	200
AG 2	63.6	53.9	14.1		9/16"-18 UNF 2A	SAE J 514	PLT4.0615.302	194	100	PLT4.0615.303	80	200
AGS 2	82.8	73.1	33.3		9/16"-18 UNF 2A	SAE J 514	PLT4.0615.502	181	70	PLT4.0615.503	93	150
AG 3	59.5	49.8	10	06L	M12x1.5	ISO 8434-1-L	PLT4.0612.302	165	100	PLT4.0612.303	77	200
	59.5	49.8	10	08L	M14x1.5	ISO 8434-1-L	PLT4.0614.302	166	100	PLT4.0614.303	78	200
	60.5	50.8	11	10L	M16x1.5	ISO 8434-1-L	PLT4.0616.302	168	100	PLT4.0616.303	79	200
	60.5	50.8	11	12L	M18x1.5	ISO 8434-1-L	PLT4.0618.302	168	100	PLT4.0618.303	80	200
	61.5	51.8	12	08S	M16x1.5	ISO 8434-1-S	PLT4.0616.402	171	100	PLT4.0616.403	83	200
	61.5	51.8	12	10S	M18x1.5	ISO 8434-1-S	PLT4.0618.402	173	100	PLT4.0618.403	85	200
	61.5	51.8	12	12S	M20x1.5	ISO 8434-1-S	PLT4.0620.402	176	100	PLT4.0620.403	87	200
AGS 3	75.5	65.8	26	06L	M12x1.5	ISO 8434-1-L	PLT4.0612.502	182	70	PLT4.0612.503	94	150
	75.5	65.8	26	08L	M14x1.5	ISO 8434-1-L	PLT4.0614.502	186	70	PLT4.0614.503	98	150
	75.5	65.8	26	10L	M16x1.5	ISO 8434-1-L	PLT4.0616.502	193	70	PLT4.0616.503	104	150
	75.5	65.8	26	12L	M18x1.5	ISO 8434-1-L	PLT4.0618.502	196	70	PLT4.0618.503	109	150
	76.5	66.8	27	08S	M16x1.5	ISO 8434-1-S	PLT4.0616.602	199	70	PLT4.0616.603	112	150
	76.5	66.8	27	10S	M18x1.5	ISO 8434-1-S	PLT4.0618.602	207	70	PLT4.0618.603	119	150
	76.5	66.8	27	12S	M20x1.5	ISO 8434-1-S	PLT4.0620.602	217	70	PLT4.0620.603	128	150

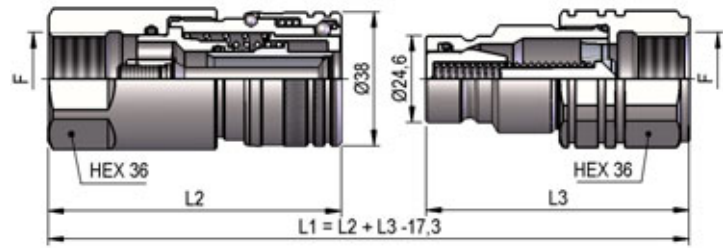


PLT4 DN13 - BG 2 - ISO 10

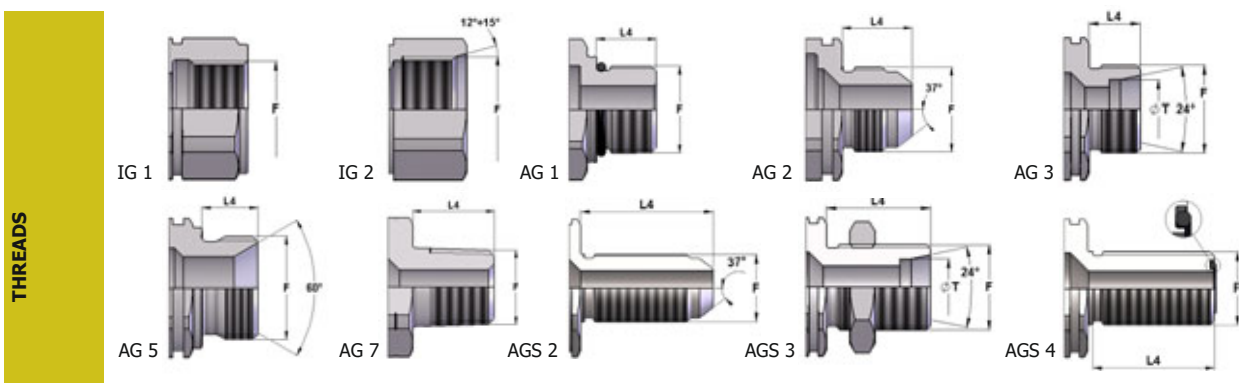


THREADS	L2	L3	L4	ØT	F	STANDARD	FEMMINA - FEMALE - MUFFE - FEMELLE			MASCHIO - MALE - STECKER - MALE		
							COD. F	Weight (g)	Packaging (pcs.)	COD. M	Weight (g)	Packaging (pcs.)
IG 1	73.5	60.5			BSP 1/4"	DIN 3852-2-X	PLT4.1306.112	319	60	PLT4.1306.113	168	60
	73.5	60.5			BSP 3/8"	DIN 3852-2-X	PLT4.1310.112	309	60	PLT4.1310.113	158	60
	73.5	63.5			NPT 3/8"	ANSI B1.20.3	PLT4.1310.012	311	60	PLT4.1310.013	184	60
	73.5	61.5			RC 3/8"	EN 10226	PLT4.1310.042	311	60	PLT4.1310.043	179	60
	73.5	60.5			BSP 1/2"	DIN 3852-2-X	PLT4.1313.112	294	60	PLT4.1313.113	154	60
	73.5	63.5			NPT 1/2"	ANSI B1.20.3	PLT4.1313.012	297	60	PLT4.1313.013	168	60
	74.5	65			RC 1/2"	EN 10226	PLT4.1313.042	301	60	PLT4.1313.043	175	60
	73.5	60.5			M14x1.5	ISO 6149-1	PLT4.1314.102	317	60	PLT4.1314.103	167	60
	73.5	60.5			M16x1.5	ISO 6149-1	PLT4.1316.102	312	60	PLT4.1316.103	162	60
	73.5	60.5			M18x1.5	ISO 6149-1	PLT4.1318.102	305	60	PLT4.1318.103	155	60
73.5	60.5			M20x1.5	ISO 6149-1	PLT4.1320.102	301	60	PLT4.1320.103	158	60	
IG 2	72	60.5			9/16-18 UNF 2B	SAE J 1926-1	PLT4.1315.032	309	60	PLT4.1315.033	165	60
	73.5	60.5			3/4"-16 UNF 2B	SAE J 1926-1	PLT4.1319.032	301	60	PLT4.1319.033	160	60
	74.5	64.5			7/8"-14 UNF 2B	SAE J 1926-1	PLT4.1323.032	287	60	PLT4.1323.033	159	60
	74.5	62.5			M16x1.5	SAE J 2244/1	PLT4.1316.112	311	60	PLT4.1316.113	175	60
	74.5	63.5			M22x1.5	SAE J 2244/1	PLT4.1322.102	293	60	PLT4.1322.103	162	60
AG 7	76.5	62.5	14		NPT 3/8"	ANSI B1.20.3	PLT4.1310.022	289	60	PLT4.1310.023	143	60
AG 1	74.5	60.5	13		M14x1.5	ISO 6149-2	PLT4.1314.222	286	60	PLT4.1314.223	134	60
	77.5	63.5	16		M20x1.5	ISO 6149-2	PLT4.1320.222	297	60	PLT4.1320.223	145	60
AG 5	77	62	12		BSP 3/8"	DIN 3852-2-B	PLT4.1310.212	293	60	PLT4.1310.213	136	60
	79	64.5	13		BSP 1/2"	DIN 3852-2-B	PLT4.1313.212	303	60	PLT4.1313.213	144	60
	74	58.5	11		M16x1.5	DIN 3863-U	PLT4.1316.702	283	60	PLT4.1316.703	128	60
	78	63.5	16		M20x1.5	DIN 3863-U	PLT4.1320.702	293	60	PLT4.1320.703	141	60
	76	61.5	14		M22x1.5	DIN 3863-U	PLT4.1322.702	290	60	PLT4.1322.703	138	60
AG 2	77.1	61.6	14.1		9/16"-18 UNF 2A	SAE J 514	PLT4.1315.302	283	60	PLT4.1315.303	126	60
	79.7	64.2	16.7		3/4"-16 UNF 2A	SAE J 514	PLT4.1319.302	291	60	PLT4.1319.303	139	60
AGS 2	100.6	85.1	37.6		3/4"-16 UNF 2A	SAE J 514	PLT4.1319.502	315	60	PLT4.1319.503	162	60
	104.1	88.6	41.1		7/8"-14 UNF 2A	SAE J 514	PLT4.1323.502	330	60	PLT4.1323.503	178	60
AG 3	72.5	57.5	10	08L	M14x1.5	ISO 8434-1-L	PLT4.1314.302	278	60	PLT4.1314.303	126	60
	73.5	58.5	11	10L	M16x1.5	ISO 8434-1-L	PLT4.1316.302	279	60	PLT4.1316.303	127	60
	73.5	58.5	11	12L	M18x1.5	ISO 8434-1-L	PLT4.1318.302	280	60	PLT4.1318.303	125	60
	74.5	59.5	12	15L	M22x1.5	ISO 8434-1-L	PLT4.1322.302	286	60	PLT4.1322.303	130	60
	74.5	59.5	12	18L	M26x1.5	ISO 8434-1-L	PLT4.1326.302	301	60	PLT4.1326.303	138	60
	74.5	59.5	12	10S	M18x1.5	ISO 8434-1-S	PLT4.1318.402	285	60	PLT4.1318.403	133	60
	74.5	59.5	12	12S	M20x1.5	ISO 8434-1-S	PLT4.1320.402	288	60	PLT4.1320.403	135	60
	76.5	61.5	14	14S	M22x1.5	ISO 8434-1-S	PLT4.1322.402	293	60	PLT4.1322.403	140	60
	76.5	61.5	14	16S	M24x1.5	ISO 8434-1-S	PLT4.1324.402	296	60	PLT4.1324.403	141	60
AGS 3	88.5	73.5	26	08L	M14x1.5	ISO 8434-1-L	PLT4.1314.502	297	60	PLT4.1314.503	146	60
	88.5	73.5	26	10L	M16x1.5	ISO 8434-1-L	PLT4.1316.502	304	60	PLT4.1316.503	152	60
	88.5	73.5	26	12L	M18x1.5	ISO 8434-1-L	PLT4.1318.502	309	60	PLT4.1318.503	153	60
	98.5	83.5	36	12L	M18x1.5	ISO 8434-1-L	PLT4.1318.512	320	60	PLT4.1318.513	164	60
	89.5	74.5	27	15L	M22x1.5	ISO 8434-1-L	PLT4.1322.502	334	60	PLT4.1322.503	179	60
	89.5	74.5	27	18L	M26x1.5	ISO 8434-1-L	PLT4.1326.502	370	60	PLT4.1326.503	212	60
	89.5	74.5	27	10S	M18x1.5	ISO 8434-1-S	PLT4.1318.602	319	60	PLT4.1318.603	167	60
	89.5	74.5	27	12S	M20x1.5	ISO 8434-1-S	PLT4.1320.602	328	60	PLT4.1320.603	175	60
	91.5	76.5	29	14S	M22x1.5	ISO 8434-1-S	PLT4.1322.602	345	60	PLT4.1322.603	194	60
91.5	76.5	29	16S	M24x1.5	ISO 8434-1-S	PLT4.1324.602	352	60	PLT4.1324.603	199	60	

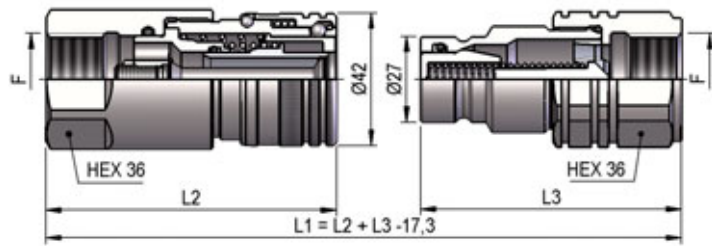
PLT4 DN20 - BG 3 - ISO 12.5



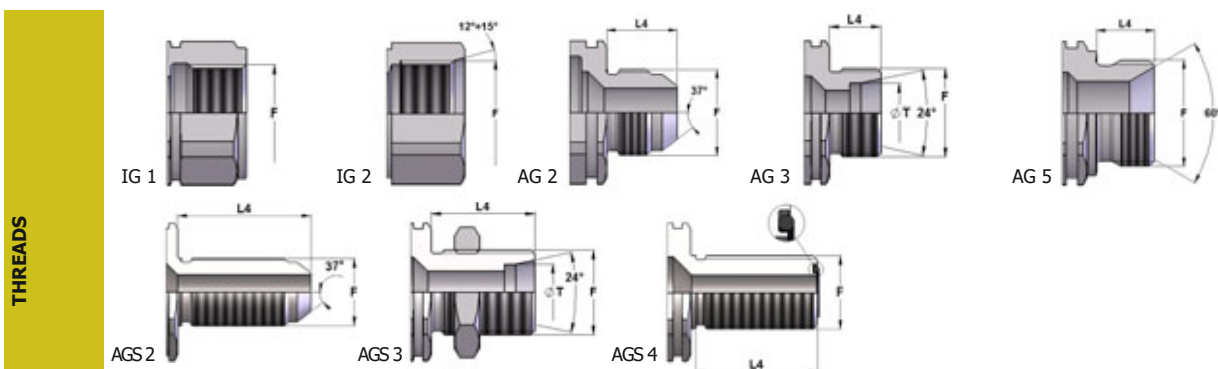
THREADS	L2	L3	L4	ØT	F	STANDARD	FEMMINA - FEMALE - MUFFE - FEMELLE			MASCHIO - MALE - STECKER - MALE		
							COD. F	Weight (g)	Packaging (pcs.)	COD. M	Weight (g)	Packaging (pcs.)
IG 1	83.5	72.5			BSP 1/2"	DIN 3852-2-X	PLT4.2013.112	529	35	PLT4.2013.113	301	42
	83.5	74			NPT 1/2"	ANSI B1.20.3	PLT4.2013.012	532	35	PLT4.2013.013	314	42
	83.5	74			RC 1/2"	EN 10226	PLT4.2013.042	534	35	PLT4.2013.043	315	42
	83.5	74.5			BSP 3/4"	DIN 3852-2-X	PLT4.2019.112	498	35	PLT4.2019.113	282	42
	83.5	74			NPT 3/4"	ANSI B1.20.3	PLT4.2019.012	507	35	PLT4.2019.013	287	42
	83.5	74			RC 3/4"	EN 10226	PLT4.2019.042	511	35	PLT4.2019.043	290	42
	82.5	70.5			M18x1.5	ISO 6149-1	PLT4.2018.102	534	35	PLT4.2018.103	300	42
	82.5	70			M22x1.5	ISO 6149-1	PLT4.2022.102	517	35	PLT4.2022.103	283	42
	83.5	74			M26x1.5	ISO 6149-1	PLT4.2026.102	496	35	PLT4.2026.103	280	42
	83.5	74			M30x1.5	ISO 6149-1	PLT4.2030.102	470	35	PLT4.2030.103	254	42
IG 2	79.5	70			3/4"-16 UNF 2B	SAE J 1926-1	PLT4.2019.032	507	35	PLT4.2019.033	293	42
	81.5	74			7/8"-14 UNF 2B	SAE J 1926-1	PLT4.2023.032	512	35	PLT4.2023.033	306	42
	83.5	74			1"1/16-12 UN 2B	SAE J 1926-1	PLT4.2027.032	492	35	PLT4.2027.033	276	42
AG 2	87.2	75.7	16.7		3/4"-16 UNF 2A	SAE J 514	PLT4.2019.302	451	35	PLT4.2019.303	248	42
	89.8	78.3	19.3		7/8"-14 UNF 2A	SAE J 514	PLT4.2023.302	461	35	PLT4.2023.303	257	42
	92.5	81	22		1"1/16-12 UN 2A	SAE J 514	PLT4.2027.302	488	35	PLT4.2027.303	272	42
AGS 2	108.1	96.6	37.6		3/4"-16 UNF 2A	SAE J 514	PLT4.2019.502	494	30	PLT4.2019.503	286	42
	111.6	100.1	41.1		7/8"-14 UNF 2A	SAE J 514	PLT4.2023.502	510	30	PLT4.2023.503	291	42
	115.9	104.4	45.4		1"1/16-12 UN 2A	SAE J 514	PLT4.2027.502	544	30	PLT4.2027.503	324	42
AG 5	89.5	78	16		BSP 3/4"	DIN 3852-2-A	PLT4.2019.712	477	35	PLT4.2019.713	273	42
AGS 4	109	97.5	38.5		1"-14 UNS 2A	SAE J 1453	PLT4.2025.532	539	30	PLT4.2025.533	323	42
	110.5	99	40		1"3/16-12 UN 2A	SAE J 1453	PLT4.2030.532	581	30	PLT4.2030.533	367	42
AG 3	81.5	70	11	12L	M18x1.5	ISO 8434-1-L	PLT4.2018.302	453	35	PLT4.2018.303	239	42
	82.5	71	12	15L	M22x1.5	ISO 8434-1-L	PLT4.2022.302	458	35	PLT4.2022.303	244	42
	82.5	71	12	18L	M26x1.5	ISO 8434-1-L	PLT4.2026.302	466	35	PLT4.2026.303	250	42
	84.5	73	14	22L	M30x2	ISO 8434-1-L	PLT4.2030.302	468	35	PLT4.2030.303	254	42
	82.5	71	12	10S	M18x1.5	ISO 8434-1-S	PLT4.2018.402	460	35	PLT4.2018.403	243	42
	82.5	71	12	12S	M20x1.5	ISO 8434-1-S	PLT4.2020.402	462	35	PLT4.2020.403	246	42
	84.5	73	14	14S	M22x1.5	ISO 8434-1-S	PLT4.2022.402	466	35	PLT4.2022.403	250	42
	84.5	73	14	16S	M24x1.5	ISO 8434-1-S	PLT4.2024.402	469	35	PLT4.2024.403	252	42
	86.5	75	16	20S	M30x2	ISO 8434-1-S	PLT4.2030.402	481	35	PLT4.2030.403	267	42
	AGS 3	96.5	85	26	12L	M18x1.5	ISO 8434-1-L	PLT4.2018.502	484	30	PLT4.2018.503	267
97.5		86	27	15L	M22x1.5	ISO 8434-1-L	PLT4.2022.502	508	30	PLT4.2022.503	292	42
97.5		86	27	18L	M26x1.5	ISO 8434-1-L	PLT4.2026.502	542	30	PLT4.2026.503	324	42
104.5		93	34	22L	M30x2	ISO 8434-1-L	PLT4.2030.502	576	30	PLT4.2030.503	361	42
97.5		86	27	10S	M18x1.5	ISO 8434-1-S	PLT4.2018.602	491	30	PLT4.2018.603	276	42
97.5		86	27	12S	M20x1.5	ISO 8434-1-S	PLT4.2020.602	508	30	PLT4.2020.603	286	42
99.5		88	29	14S	M22x1.5	ISO 8434-1-S	PLT4.2022.602	515	30	PLT4.2022.603	302	42
99.5		88	29	16S	M24x1.5	ISO 8434-1-S	PLT4.2024.602	528	30	PLT4.2024.603	310	42
104.5		93	34	20S	M30x2	ISO 8434-1-S	PLT4.2030.602	571	30	PLT4.2030.603	356	42



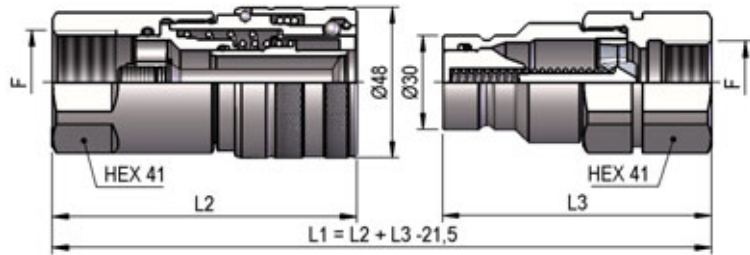
PLT4 DN22 - BG 4A - ISO 16



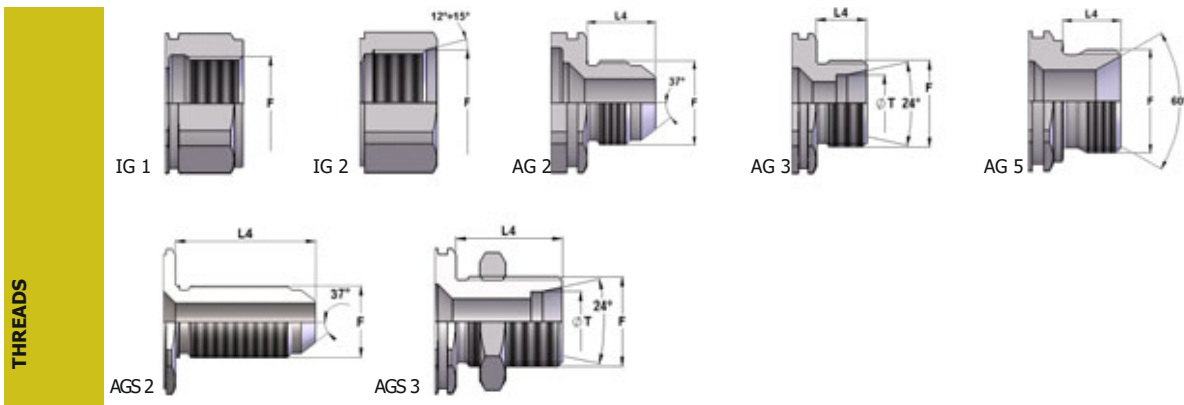
THREADS	L2	L3	L4	ØT	F	STANDARD	FEMMINA - FEMALE - MUFFE - FEMELLE			MASCHIO - MALE - STECKER - MALE		
							COD. F	Weight (g)	Packaging (pcs.)	COD. M	Weight (g)	Packaging (pcs.)
IG 1	86	72.5			BSP 1/2"	DIN 3852-2-X	PLT4.2213.112	576	30	PLT4.2213.113	326	42
	86	74			NPT 1/2"	ANSI B1.20.3	PLT4.2213.012	579	30	PLT4.2213.013	340	42
	86	74			RC 1/2"	EN 10226	PLT4.2213.042	581	30	PLT4.2213.043	340	42
	86	74.5			BSP 3/4"	DIN 3852-2-X	PLT4.2219.112	545	30	PLT4.2219.113	307	42
	86	74			NPT 3/4"	ANSI B1.20.3	PLT4.2219.012	553	30	PLT4.2219.013	312	42
	86	74			RC 3/4"	EN 10226	PLT4.2219.042	558	30	PLT4.2219.043	315	42
	85	70.5			M18x1.5	ISO 6149-1	PLT4.2218.102	580	30	PLT4.2218.103	325	42
	85	70			M22x1.5	ISO 6149-1	PLT4.2222.102	563	30	PLT4.2222.103	308	42
	86	74			M26x1.5	ISO 6149-1	PLT4.2226.102	542	30	PLT4.2226.103	305	42
	86	74			M30x1.5	ISO 6149-1	PLT4.2230.102	516	30	PLT4.2230.103	279	42
IG 2	82	70			3/4"-16 UNF 2B	SAE J 1926-1	PLT4.2219.032	553	30	PLT4.2219.033	318	42
	84	74			7/8"-14 UNF 2B	SAE J 1926-1	PLT4.2223.032	558	30	PLT4.2223.033	331	42
	86	74			1"1/16-12 UN 2B	SAE J 1926-1	PLT4.2227.032	538	30	PLT4.2227.033	301	42
AG 2	89.7	75.7	16.7		3/4"-16 UNF 2A	SAE J 514	PLT4.2219.302	497	30	PLT4.2219.303	273	42
	92.3	78.3	19.3		7/8"-14 UNF 2A	SAE J 514	PLT4.2223.302	507	30	PLT4.2223.303	282	42
	95	81	22		1"1/16-12 UN 2A	SAE J 514	PLT4.2227.302	535	30	PLT4.2227.303	297	42
AGS 2	110.6	96.6	37.6		3/4"-16 UNF 2A	SAE J 514	PLT4.2219.502	540	30	PLT4.2219.503	311	42
	114.1	100.1	41.1		7/8"-14 UNF 2A	SAE J 514	PLT4.2223.502	557	30	PLT4.2223.503	316	42
	118.4	104.4	45.4		1"1/16-12 UN 2A	SAE J 514	PLT4.2227.502	591	30	PLT4.2227.503	349	42
AG 5	90	78	16		BSP 3/4"	DIN 3852-2-A	PLT4.2219.712	524	30	PLT4.2219.713	298	42
AGS 4	111.5	97.5	38.5		1"-14 UNS 2A	SAE J 1453	PLT4.2225.532	586	30	PLT4.2225.533	348	42
	113	99	40		1"3/16-12 UN 2A	SAE J 1453	PLT4.2230.532	628	30	PLT4.2230.533	392	42
AG 3	84	70	11	12L	M18x1.5	ISO 8434-1-L	PLT4.2218.302	500	30	PLT4.2218.303	264	42
	85	71	12	15L	M22x1.5	ISO 8434-1-L	PLT4.2222.302	505	30	PLT4.2222.303	269	42
	85	71	12	18L	M26x1.5	ISO 8434-1-L	PLT4.2226.302	513	30	PLT4.2226.303	275	42
	87	73	14	22L	M30x2	ISO 8434-1-L	PLT4.2230.302	515	30	PLT4.2230.303	279	42
	85	71	12	10S	M18x1.5	ISO 8434-1-S	PLT4.2218.402	506	30	PLT4.2218.403	268	42
	85	71	12	12S	M20x1.5	ISO 8434-1-S	PLT4.2220.402	509	30	PLT4.2220.403	271	42
	87	73	14	14S	M22x1.5	ISO 8434-1-S	PLT4.2222.402	513	30	PLT4.2222.403	275	42
	87	73	14	16S	M24x1.5	ISO 8434-1-S	PLT4.2224.402	516	30	PLT4.2224.403	277	42
	89	75	16	20S	M30x2	ISO 8434-1-S	PLT4.2230.402	528	30	PLT4.2230.403	292	42
AGS 3	99	85	26	12L	M18x1.5	ISO 8434-1-L	PLT4.2218.502	530	30	PLT4.2218.503	293	42
	100	86	27	15L	M22x1.5	ISO 8434-1-L	PLT4.2222.502	554	30	PLT4.2222.503	317	42
	100	86	27	18L	M26x1.5	ISO 8434-1-L	PLT4.2226.502	588	30	PLT4.2226.503	349	42
	107	93	34	22L	M30x2	ISO 8434-1-L	PLT4.2230.502	623	30	PLT4.2230.503	386	42
	100	86	27	10S	M18x1.5	ISO 8434-1-S	PLT4.2218.602	538	30	PLT4.2218.603	301	42
	100	86	27	12S	M20x1.5	ISO 8434-1-S	PLT4.2220.602	554	30	PLT4.2220.603	312	42
	102	88	29	14S	M22x1.5	ISO 8434-1-S	PLT4.2222.602	562	30	PLT4.2222.603	327	42
	102	88	29	16S	M24x1.5	ISO 8434-1-S	PLT4.2224.602	575	30	PLT4.2224.603	335	42
	107	93	34	20S	M30x2	ISO 8434-1-S	PLT4.2230.602	618	30	PLT4.2230.603	381	42



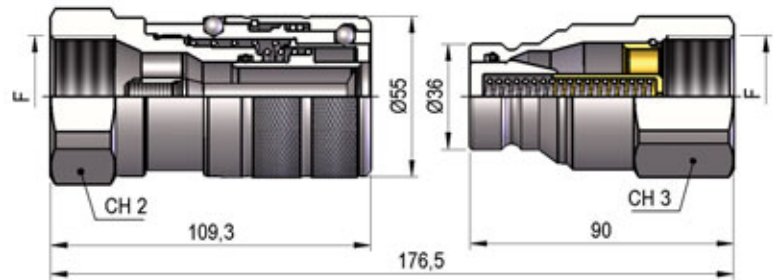
PLT4 DN25 - BG 4 - ISO 19



THREADS	L2	L3	L4	ØT	F	STANDARD	FEMMINA - FEMALE - MUFFE - FEMELLE			MASCHIO - MALE - STECKER - MALE		
							COD. F	Weight (g)	Packaging (pcs.)	COD. M	Weight (g)	Packaging (pcs.)
IG 1	94.5	86			BSP 3/4"	DIN 3852-2-X	PLT4.2519.112	808	23	PLT4.2519.113	478	30
	94.5	86			NPT 3/4"	ANSI B1.20.3	PLT4.2519.012	814	23	PLT4.2519.013	485	30
	94.5	86			RC 3/4"	EN 10226	PLT4.2519.042	816	23	PLT4.2519.043	485	30
	97.5	86			BSP 1"	DIN 3852-2-X	PLT4.2525.112	780	23	PLT4.2525.113	414	30
	97.5	86			NPT 1"	ANSI B1.20.3	PLT4.2525.012	786	23	PLT4.2525.013	427	30
	97.5	86			M30x1.5	ISO 6149-1	PLT4.2530.102	810	23	PLT4.2530.103	450	30
IG 2	95	86			1"1/16-12 UN 2B	SAE J 1926-1	PLT4.2527.032	817	23	PLT4.2527.033	471	30
	95	86			1"5/16-12 UN 2B	SAE J 1926-1	PLT4.2533.032	758	23	PLT4.2533.033	413	30
AG 2	99.1	90.1	23.1		1"5/16-12 UN 2A	SAE J 514	PLT4.2533.302	822	23	PLT4.2533.303	412	30
AGS 2	121.4	112.4	45.4		1"5/16-12 UN 2A	SAE J 514	PLT4.2533.502	881	23	PLT4.2533.503	510	30
AG 5	97	88	18		BSP 1"	DIN 3852-2-B	PLT4.2525.212	818	23	PLT4.2525.213	420	30
	95	84	17		BSP 1"	BS B5200	PLT4.2525.702	751	23	PLT4.2525.703	398	30
	95	86	16		BSP 3/4"	DIN 3852-2-A	PLT4.2519.712	797	23	PLT4.2519.713	396	30
	97	88	18		BSP 1"	DIN 3852-2-A	PLT4.2525.712	775	23	PLT4.2525.713	422	30
AG 3	97	79	12	18L	M26x1.5	ISO 8434-1-L	PLT4.2526.302	773	23	PLT4.2526.303	373	30
	99	81	14	22L	M30x2	ISO 8434-1-L	PLT4.2530.302	777	23	PLT4.2530.303	378	30
	99	81	14	28L	M36x2	ISO 8434-1-L	PLT4.2536.302	776	23	PLT4.2536.303	383	30
	101	83	16	20S	M30x2	ISO 8434-1-S	PLT4.2530.402	790	23	PLT4.2530.403	389	30
	103	85	18	25S	M36x2	ISO 8434-1-S	PLT4.2536.402	807	23	PLT4.2536.403	412	30
AGS 3	119	101	34	18L	M26x1.5	ISO 8434-1-L	PLT4.2526.502	864	23	PLT4.2526.503	461	30
	119	101	34	22L	M30x2	ISO 8434-1-L	PLT4.2530.502	882	23	PLT4.2530.503	486	30
	119	101	34	28L	M36x2	ISO 8434-1-L	PLT4.2536.502	910	23	PLT4.2536.503	524	30
	121	103	36	20S	M30x2	ISO 8434-1-S	PLT4.2530.602	902	23	PLT4.2530.603	503	30
	123	105	38	25S	M36x2	ISO 8434-1-S	PLT4.2536.602	960	23	PLT4.2536.603	565	30

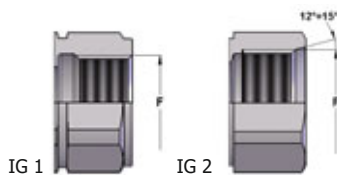


PLT4 DN30 - BG 5 - ISO 25



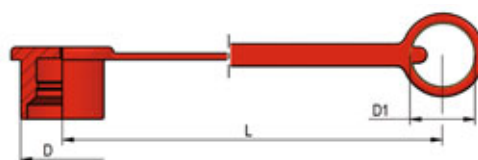
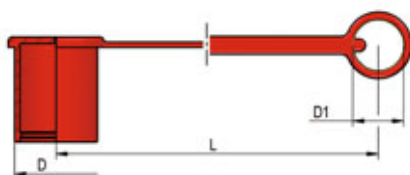
THREADS	CH2	CH3	F	STANDARD	FEMMINA - FEMALE - MUFFE - FEMELLE			MASCHIO - MALE - STECKER - MALE		
					COD. F	Weight (g)	Packaging (pcs.)	COD. M	Weight (g)	Packaging (pcs.)
IG 1	50	50	BSP 1"	DIN 3852-2-X	PLT4.3025.112	1236	7	PLT4.3025.113	726	20
	50	50	NPT 1"	ANSI B1.20.3	PLT4.3025.012	1260	7	PLT4.3025.013	733	20
	55	55	BSP 1"¼	DIN 3852-2-X	PLT4.3031.112	1238	7	PLT4.3031.113	769	20
	55	55	NPT 1"¼	ANSI B1.20.3	PLT4.3031.012	1253	7	PLT4.3031.013	781	20
IG 2	50	50	1"5/16-12 UN 2B	SAE J 1926-1	PLT4.3033.032	1235	7	PLT4.3033.033	715	20
	55	55	1"5/8-12 UN 2B	SAE J 1926-1	PLT4.3041.032	1241	7	PLT4.3041.033	768	20

THREADS



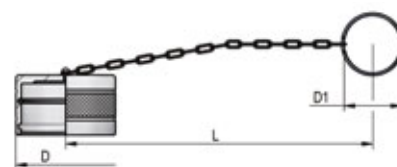
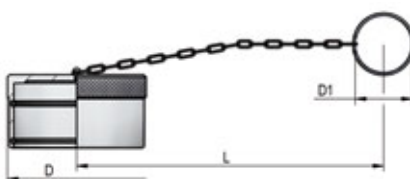
PLASTIC CAPS

NOMINAL SIZE		FEMALE DUST PLUG						MALE DUST CAP						COLOR	MATERIAL
DNP	BG	ISO	COD. F	Dimensions			Weight (g)	COD. M	Dimensions			Weight (g)			
				D	L	D1			D	L	D1				
06	1	6.3	SPLT.06002	32.5	200	20	16	SPLT.06003	26	200	20	13	●	PVC	
13	2	10	SPLT.13002	37	200	26	21	SPLT.13003	27.5	200	26	15	●	PVC	
20	3	12.5	SPLT.20002	43	200	31.5	29	SPLT.20003	35	200	31.5	26	●	PVC	
22	4A	16	SPLT.22002	47	197	30.5	34	SPLT.22003	38	197	30.5	30	●	PVC	
25	4	19	SPLT.25002	53.5	265	35	51	SPLT.25003	43	265	35	41	●	PVC	
30	5	25	SPLT.30002	61	280	50	75	SPLT.30003	51	270	50	60	●	PVC	

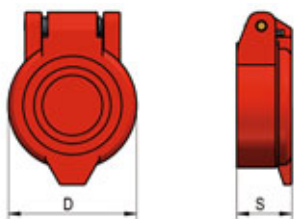


METAL CAPS

NOMINAL SIZE		FEMALE DUST PLUG						MALE DUST CAP						MATERIAL
DNP	BG	ISO	COD. F	Dimensions			Weight (g)	COD. M	Dimensions			Weight (g)		
				D	L	D1			D	L	D1			
06	1	6.3	SPLT.06202	35	200	32	41	SPLT.06203	25	200	32	28	Aluminum	
13	2	10	SPLT.13202	40	200	32	48	SPLT.13203	30	200	32	39	Aluminum	
20	3	12.5	SPLT.20202	45	200	32	53	SPLT.20203	32	200	32	40	Aluminum	
22	4A	16	SPLT.22202	50	200	32	63	SPLT.22203	35	200	32	43	Aluminum	
25	4	19	SPLT.25202	55	275	47.5	74	SPLT.25203	40	275	47.5	66	Aluminum	
30	5	25	SPLT.30202	65	275	47.5	126	SPLT.30203	45	275	47.5	71	Aluminum	

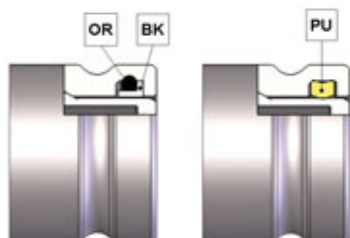


AUTOMATIC CAPS



NOMINAL SIZE		AUTOMATIC FEMALE CAP						COLOR	MATERIAL
DNP	BG	ISO	COD. F	Dimensions		Weight (g)			
				D	S				
13	2	10	SPLT.13302	38	16.8	17	●	Nylon	
13	2	10	SPLT.13342	38	16.8	17	●	Nylon	
20	3	12.5	SPPV.13302	46	18.4	24	●	Nylon	
20	3	12.5	SPPV.13312	46	18.4	24	●	Nylon	
20	3	12.5	SPPV.13322	46	18.4	24	●	Nylon	
20	3	12.5	SPPV.13332	46	18.4	24	●	Nylon	
20	3	12.5	SPPV.13342	46	18.4	24	●	Nylon	

SPARE PARTS



NOMINAL SIZE		MALE GASKET		MALE GASKET	
DNP	BG	ISO	OR (NBR*)	BK (PTFE)	PU (POLYURETHANE)
04	0	5	PLT.004.120	PLT.004.130	-
06	1	6.3	PLT.006.120	PLT.006.130	-
13	2	10	PLT.013.120	PLT.013.130	PLK.013.210
20	3	12.5	PLT.019.120	PLT.019.130	PVT.019.210
22	4A	16	PLT.022.120	PLT.022.130	PVT.022.210
25	4	19	PLT.025.120	PLT.025.130	PVT.025.210
30	5	25	PLT.031.120	PLT.031.130	PVT.030.210

* AL CODICE DELLA GUARNIZIONE IN NBR AGGIUNGERE 'E' PER EPDM O 'V' PER VITON
 * TO THE NBR GASKET CODE ADD 'E' FOR EPDM OR 'V' FOR VITON
 * ZU DER ARTIKELNR. DER NBR DICHTUNG GEBEN SIE 'E' FUER EPDM ODER 'V' FUER VITON AN
 * AU CODE DU JOINT EN NBR JOINDRE 'E' POUR EPDM OU 'V' POUR VITON

ISO 16028

MASCHIO VALVOLA PIANA PER MARTELLI
 FLAT FACE MALE FOR HAMMERS
 FLACHDICHTENDER STECKER FÜR HÄMMER
 MÂLE CLAPET PLAT POUR MARTEAUX

Caratteristiche tecniche I

- Norma: ISO 16028
- Occlusione: faccia piana
- Aggancio: sfere radiali
- Materiale: acciaio alta resistenza
- Finitura: Zn-Fe (Cr III) e Zn-Ni
- Filettature: BSP - NPT - SAE
- Guarnizioni standard: NBR e PU
- Temperatura d'esercizio: -25 °C +100 °C
- Guarnizioni opzionali: FKM, EPDM o altro
- Pressioni di esercizio: 350 bar
- Connessione in pressione: non consentita



Technical data E

- Standard: ISO 16028
- Occlusion: flat face
- Locking: radial balls
- Material: high resistance steel
- Finishing: Zn-Fe (Cr III) and Zn-Ni
- Threads: BSP - NPT - SAE
- Standard seals: NBR and PU
- Working temperature: -25 °C +100 °C
- Optional seals: FKM, EPDM or more
- Working pressure: 350 bar
- Connection under pressure: not allowed

Nominal size				Max working pressure MPa	Rated flow l/min	Max flow rate l/min	Min burst pressure			Fluid spillage cc
DNP	BG	ISO	mm				Male MPa	Female MPa	Coupled MPa	
25	4	19	14.8	35	100	200	160	See PLT4	180	0.020
30	5	25	17.6	35	189	280	140	See PLT4	150	0.030

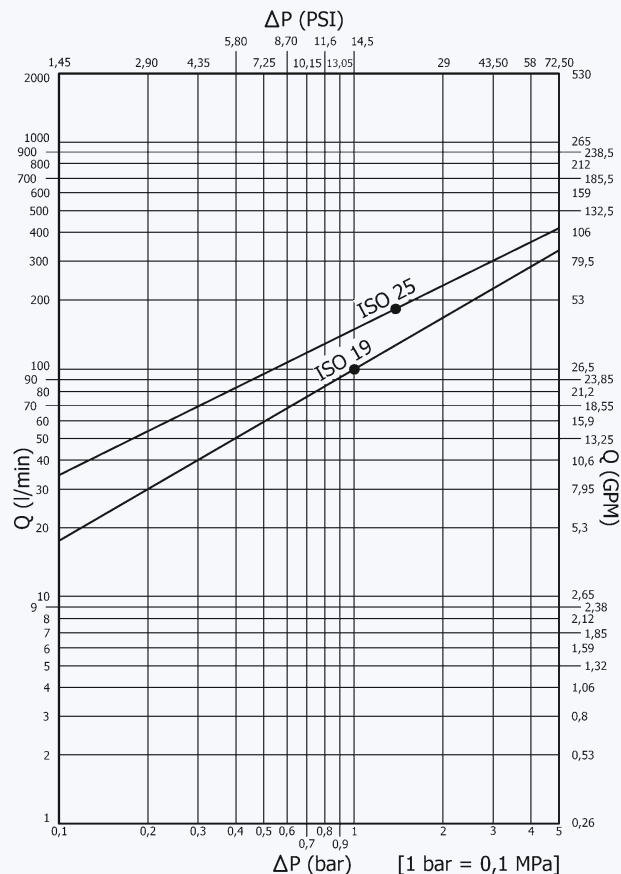
1 MPa = 145.04 psi • 1 l = 0.264 gal

Technische Merkmale D

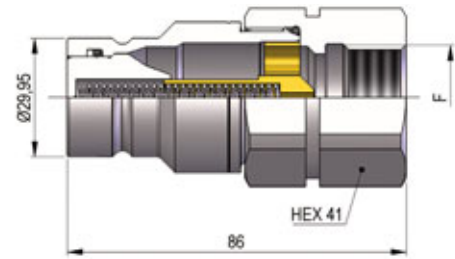
- Norm: ISO 16028
- Verschluss: flachdichtend
- Kupplung: Radial Kugeln
- Werkstoff: hochfester Stahl
- Ausführung: Zn-Fe (Cr III) und Zn-Ni
- Gewinde: BSP - NPT - SAE
- Standard-Dichtungen: NBR und PU
- Betriebstemperatur: -25 °C +100 °C
- Dichtungen nach Wahl: FKM, EPDM, usw.
- Betriebsdruck: 350 bar
- Kuppeln unter Druck: nicht möglich

Caracteristiques techniques F

- Norme: ISO 16028
- Obturation: clapet plat
- Accrochage: billes radiales
- Matériel: acier à haute résistance
- Traitement: Zn-Fe (Cr III) et Zn-Ni
- Taraudage: BSP - NPT - SAE
- Joints standard: NBR et PU
- Température de service: -25 °C +100 °C
- Joints facultatifs: FKM, EPDM, ect.
- Pression de service: 350 bar
- Connexion sous pression: pas possible

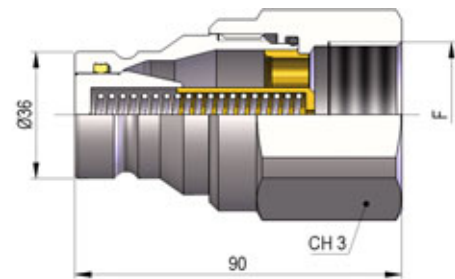


PLT5 DN25 - BG 4 - ISO 19



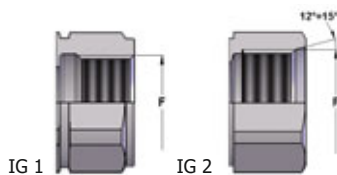
THREADS	F	STANDARD	FEMMINA - FEMALE - MUFFE - FEMELLE	MASCIO - MALE - STECKER - MALE		
			COD. F	COD. M	Weight (g)	Packaging (pcs.)
IG 1	BSP 3/4"	DIN 3852-2-X	See PLT4 DN25	PLT5.2519.113	491	30
	NPT 3/4"	ANSI B1.20.3	See PLT4 DN25	PLT5.2519.013	498	30
	BSP 1"	DIN 3852-2-X	See PLT4 DN25	PLT5.2525.113	427	30
	NPT 1"	ANSI B1.20.3	See PLT4 DN25	PLT5.2525.013	440	30
IG 2	1"1/16-12 UN 2B	SAE J 1926-1	See PLT4 DN25	PLT5.2527.033	485	30
	1"5/16-12 UN 2B	SAE J 1926-1	See PLT4 DN25	PLT5.2533.033	426	30

PLT5 DN30 - BG 5 - ISO 25



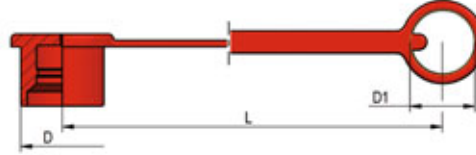
THREADS	CH3	F	STANDARD	FEMMINA - FEMALE - MUFFE - FEMELLE	MASCIO - MALE - STECKER - MALE		
				COD. F	COD. M	Weight (g)	Packaging (pcs.)
IG 1	50	BSP 1"	DIN 3852-2-X	See PLT4 DN30	PLT5.3025.113	726	20
	50	NPT 1"	ANSI B1.20.3	See PLT4 DN30	PLT5.3025.013	733	20
	55	BSP 1"1/4	DIN 3852-2-X	See PLT4 DN30	PLT5.3031.113	797	20
	55	NPT 1"1/4	ANSI B1.20.3	See PLT4 DN30	PLT5.3031.013	810	20
IG 2	50	1"5/16-12 UN 2B	SAE J 1926-1	See PLT4 DN30	PLT5.3033.033	715	20
	55	1"5/8-12 UN 2B	SAE J 1926-1	See PLT4 DN30	PLT5.3041.033	799	20

THREADS



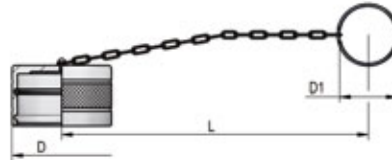
PLASTIC CAPS

NOMINAL SIZE		MALE DUST CAP			Dimensions			Weight	COLOR	MATERIAL
DNP	BG	ISO	COD. M	D	L	D1	(g)			
25	4	19	SPLT.25003	43	265	35	41	●	PVC	
30	5	25	SPLT.30003	51	270	50	60	●	PVC	



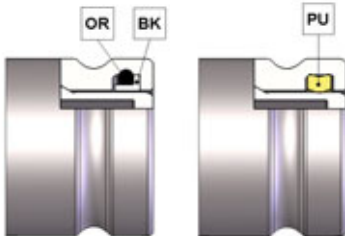
METAL CAPS

NOMINAL SIZE		MALE DUST CAP			Dimensions			Weight	MATERIAL
DNP	BG	ISO	COD. M	D	L	D1	(g)		
25	4	19	SPLT.25203	40	275	47.5	66	Aluminum	
30	5	25	SPLT.30203	45	275	47.5	71	Aluminum	



SPARE PARTS

NOMINAL SIZE		MALE GASKET		MALE GASKET	
DNP	BG	ISO	OR (NBR*)	BK (PTFE)	PU (POLYURETHANE)
25	4	19	PLT.025.120	PLT.025.130	PVT.025.210
30	5	25	PLT.031.120	PLT.031.130	PVT.030.210



*AL CODICE DELLA GUARNIZIONE IN NBR AGGIUNGERE 'E' PER EPDM O 'V' PER VITON
 *TO THE NBR GASKET CODE ADD 'E' FOR EPDM OR 'V' FOR VITON
 *ZU DER ARTIKELNR. DER NBR DICHTUNG GEBEN SIE 'E' FUER EPDM ODER 'V' FUER VITON AN
 *AU CODE DU JOINT EN NBR JOINDRE 'E' POUR EPDM OU 'V' POUR VITON

ISO 16028/700 bar


VALVOLA PIANA/ACCIAIO
FLAT FACE/STEEL
FLACHDICHTEND/STAHL
CLAPET PLAT/ACIER



Caratteristiche tecniche

I

- Norma: ISO 16028
- Occlusione: faccia piana
- Aggancio: sfere radiali
- Materiale: acciaio alta resistenza
- Finitura: Zn-Fe (Cr III) e Zn-Ni
- Filettature: BSP - NPT - SAE
- Guarnizioni standard: NBR e PU
- Temperatura d'esercizio: -25 °C +100 °C
- Guarnizioni opzionali: FKM, EPDM o altro
- Pressioni di esercizio: 700 bar
- Connessione in pressione: non consentita



Technical data

E

- Standard: ISO 16028
- Occlusion: flat face
- Locking: radial balls
- Material: high resistance steel
- Finishing: Zn-Fe (Cr III) and Zn-Ni
- Threads: BSP - NPT - SAE
- Standard seals: NBR and PU
- Working temperature: -25 °C +100 °C
- Optional seals: FKM, EPDM or more
- Working pressure: 700 bar
- Connection under pressure: not allowed

Nominal size				Max working pressure	Rated flow	Max flow rate	Min burst pressure			Fluid spillage
DNP	BG	ISO	mm				Male	Female	Coupled	
06	1	6.3	6	70	12	24	200	230	230	0.008
13	2	10	8.6	70	23	46	210	210	220	0.010

1 MPa = 145.04 psi • 1 l = 0.264 gal

Technische Merkmale

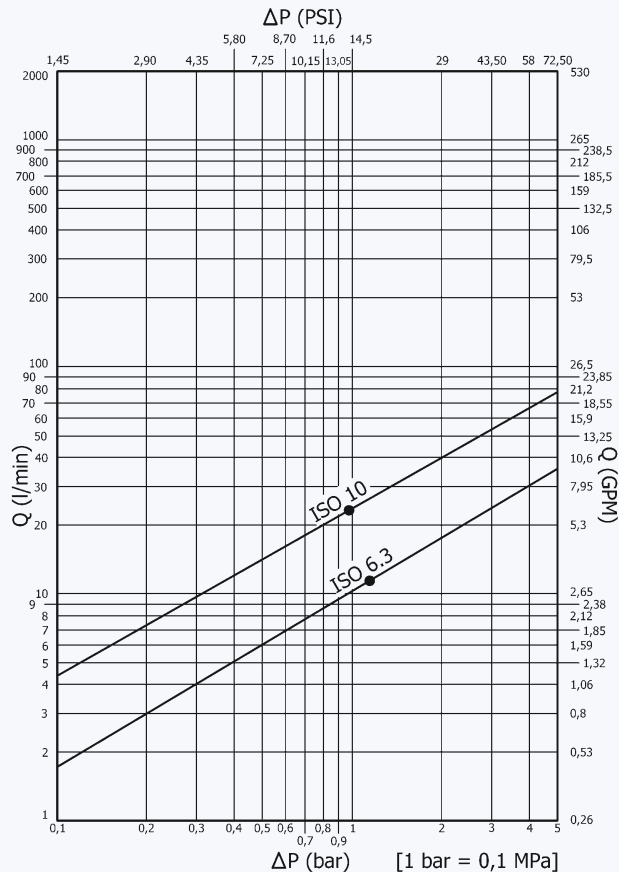
D

- Norm: ISO 16028
- Verschluss: flachdichtend
- Kupplung: Radial Kugeln
- Werkstoff: hochfester Stahl
- Ausführung: Zn-Fe (Cr III) und Zn-Ni
- Gewinde: BSP - NPT - SAE
- Standard-Dichtungen: NBR und PU
- Betriebstemperatur: -25 °C +100 °C
- Dichtungen nach Wahl: FKM, EPDM, usw.
- Betriebsdruck: 700 bar
- Kuppeln unter Druck: nicht möglich

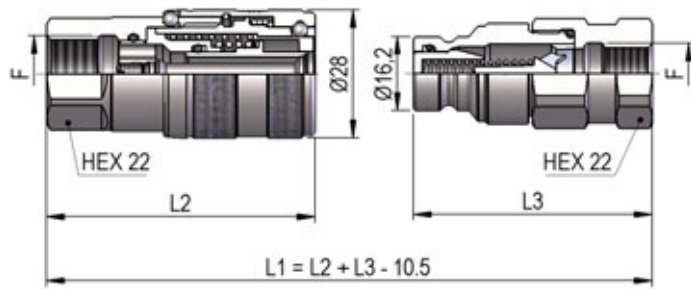
Caracteristiques techniques

F

- Norme: ISO 16028
- Obturation: clapet plat
- Accrochage: billes radiales
- Matériel: acier à haute résistance
- Traitement: Zn-Fe (Cr III) et Zn-Ni
- Taraudage: BSP - NPT - SAE
- Joints standard: NBR et PU
- Température de service: -25 °C +100 °C
- Joints facultatifs: FKM, EPDM, ect.
- Pression de service: 700 bar
- Connexion sous pression: pas possible

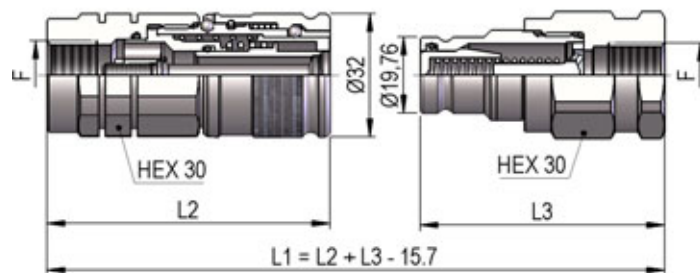


PLT6 DN06 - BG 1 - ISO 6.3



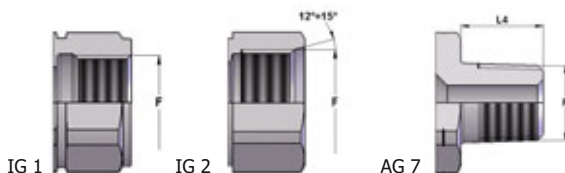
THREADS	L2	L3	L4	F	STANDARD	FEMMINA - FEMALE - MUFFE - FEMELLE			MASCHIO - MALE - STECKER - MALE		
						COD. F	Weight (g)	Packaging (pcs.)	COD. M	Weight (g)	Packaging (pcs.)
IG 1	58.5	52		BSP 1/4"	DIN 3852-2-X	PLT6.0606.112	181	100	PLT6.0606.113	95	200
	58.5	52		NPT 1/4"	ANSI B1.20.3	PLT6.0606.012	182	100	PLT6.0606.013	97	200
	58.5			NPT 3/8"	ANSI B1.20.3	PLT6.0610.012	180	100			
	58.5			RC 3/8"	EN 10226	PLT6.0610.042	180	100			
IG 2	58.5	53.3		9/16"-18 UNF 2B	SAE J 1926-1	PLT6.0615.032	169	100	PLT6.0615.033	92	200
AG 7	63.5	53.8	14	NPT 1/4"	ANSI B1.20.3	PLT6.0606.022	168	100	PLT6.0606.023	84	200
	63	53.8	14	NPT 3/8"	ANSI B1.20.3	PLT6.0610.022	175	100	PLT6.0610.023	90	200
		53.8	14	R 3/8"	EN 10226				PLT6.0610.053	92	200

PLT6 DN13 - BG 2 - ISO 10



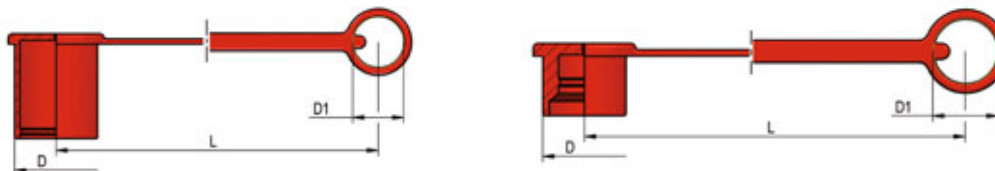
THREADS	L2	L3	L4	F	STANDARD	FEMMINA - FEMALE - MUFFE - FEMELLE			MASCHIO - MALE - STECKER - MALE		
						COD. F	Weight (g)	Packaging (pcs.)	COD. M	Weight (g)	Packaging (pcs.)
IG 1	73.5	63.5		BSP 3/8"	DIN 3852-2-X	PLT6.1310.112	309	60	PLT6.1310.113	208	60
	73.5	63.5		NPT 3/8"	ANSI B1.20.3	PLT6.1310.012	311	60	PLT6.1310.013	209	60
IG 2	73.5	63.5		3/4"-16 UNF 2B	SAE J 1926-1	PLT6.1319.032	301	60	PLT6.1319.033	186	60
AG 7	76.5		14	NPT 3/8"	ANSI B1.20.3	PLT6.1310.022	289	60			

THREADS



PLASTIC CAPS

NOMINAL SIZE		FEMALE DUST PLUG				MALE DUST CAP				COLOR	MATERIAL			
DNP	BG	ISO	COD. F	Dimensions			Weight	COD. M	Dimensions			Weight		
				D	L	D1	(g)		D	L	D1	(g)		
06	1	6.3	SPLT.06002	32.5	200	20	16	SPLT.06003	26	200	20	13	●	PVC
13	2	10	SPLT.13002	37	200	26	21	SPLT.13003	27.5	200	26	15	●	PVC



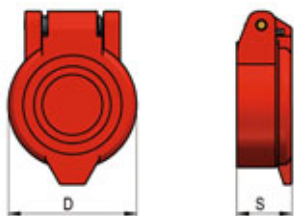
METAL CAPS

NOMINAL SIZE		FEMALE DUST PLUG				MALE DUST CAP				MATERIAL			
DNP	BG	ISO	COD. F	Dimensions			Weight	COD. M	Dimensions			Weight	
				D	L	D1	(g)		D	L	D1	(g)	
06	1	6.3	SPLT.06202	35	200	32	41	SPLT.06203	25	200	32	28	Aluminum
13	2	10	SPLT.13202	40	200	32	48	SPLT.13203	30	200	32	39	Aluminum



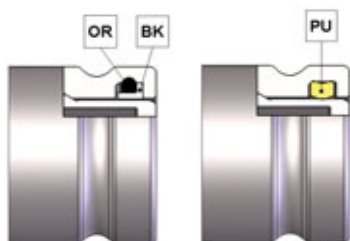
AUTOMATIC CAPS

NOMINAL SIZE		AUTOMATIC FEMALE CAP				COLOR	MATERIAL
DNP	BG	ISO	COD. F	Dimensions		Weight	
				D	S	(g)	
13	2	10	SPLT.13302	38	16.8	17	● Nylon
13	2	10	SPLT.13342	38	16.8	17	● Nylon



SPARE PARTS

NOMINAL SIZE		MALE GASKET		MALE GASKET	
DNP	BG	ISO	OR (NBR*)	BK (PTFE)	PU (POLYURETHANE)
06	1	6.3	PLT.006.120	PLT.006.130	-
13	2	10	PLT.013.120	PLT.013.130	PLK.013.210



* AL CODICE DELLA GUARNIZIONE IN NBR AGGIUNGERE 'E' PER EPDM O 'V' PER VITON
 * TO THE NBR GASKET CODE ADD 'E' FOR EPDM OR 'V' FOR VITON
 * ZU DER ARTIKELNR. DER NBR DICHTUNG GEBEN SIE 'E' FUER EPDM ODER 'V' FUER VITON AN
 * AU CODE DU JOINT EN NBR JOINDRE 'E' POUR EPDM OU 'V' POUR VITON


700 bar

VALVOLA PIANA/ACCIAIO
FLAT FACE/STEEL
FLACHDICHTEND/STAHL
CLAPET PLAT/ACIER



Caratteristiche tecniche I

- Intercambiabilità: Stucchi HP
- Occlusione: faccia piana
- Aggancio: sfere radiali
- Materiale: acciaio ad alta resistenza
- Finitura: Zn-Fe (Cr III) e Zn-Ni
- Filettature: BSP - NPT
- Guarnizioni standard: NBR e PU
- Temperatura d'esercizio: -25 °C +100 °C
- Guarnizioni opzionali: FKM, EPDM o altro
- Pressioni di esercizio: 700 bar
- Connessione in pressione: non consentita



Technical data E

- Interchange: Stucchi HP
- Occlusion: flat face
- Locking: radial balls
- Material: high resistance steel
- Finishing: Zn-Fe (Cr III) and Zn-Ni
- Threads: BSP - NPT
- Standard seals: NBR and PU
- Working temperature: -25 °C +100 °C
- Optional seals: FKM, EPDM or more
- Working pressure: 700 bar
- Connection under pressure: not allowed

Nominal size				Max working pressure MPa	Rated flow l/min	Max flow rate l/min	Min burst pressure			Fluid spillage cc
DNP	BG	ISO	mm				Male MPa	Female MPa	Coupled MPa	
04	0	5	4.8	70	3	9	275	230	230	0.006
06	1	6.3	6	70	12	24	200	230	230	0.008

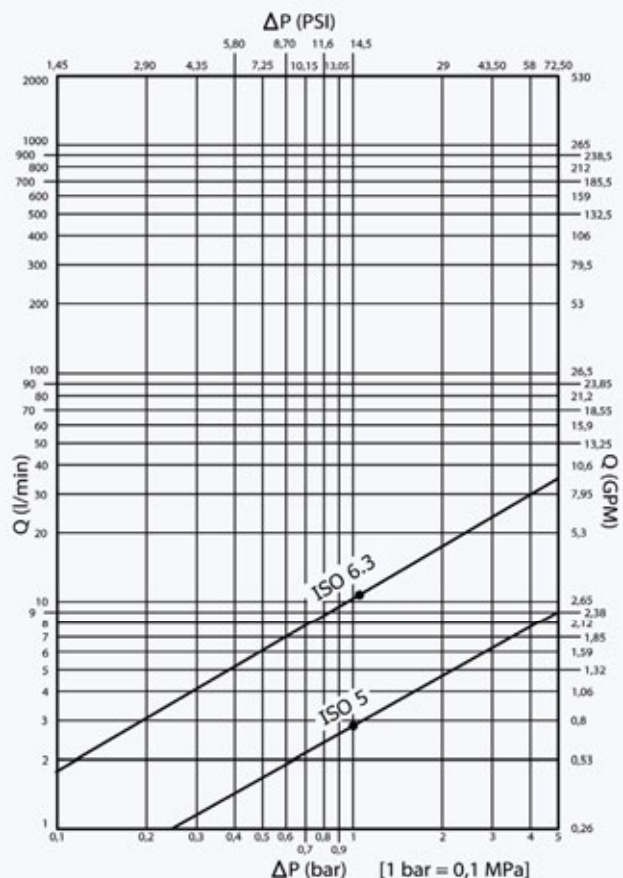
1 MPa = 145.04 psi • 1 l = 0.264 gal

Technische Merkmale D

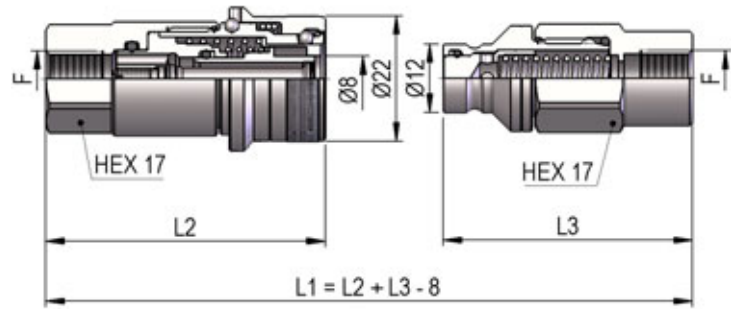
- Austauschbarkeit: Stucchi HP
- Verschluss: flachdichtend
- Kupplung: Radial Kugeln
- Werkstoff: hochfester Stahl
- Ausführung: Zn-Fe (Cr III) und Zn-Ni
- Gewinde: BSP - NPT
- Standard-Dichtungen: NBR und PU
- Betriebstemperatur: -25 °C +100 °C
- Dichtungen nach Wahl: FKM, EPDM, usw.
- Betriebsdruck: 700 bar
- Kuppeln unter Druck: nicht möglich

Caracteristiques techniques F

- Intercambiabilité: Stucchi HP
- Obturation: clapet plat
- Accrochage: billes radiales
- Matériel: acier à haute résistance
- Traitement: Zn-Fe (Cr III) et Zn-Ni
- Taraudage: BSP - NPT
- Joints standard: NBR et PU
- Température de service: -25 °C +100 °C
- Joints facultatifs: FKM, EPDM, ect.
- Pression de service: 700 bar
- Connexion sous pression: pas possible

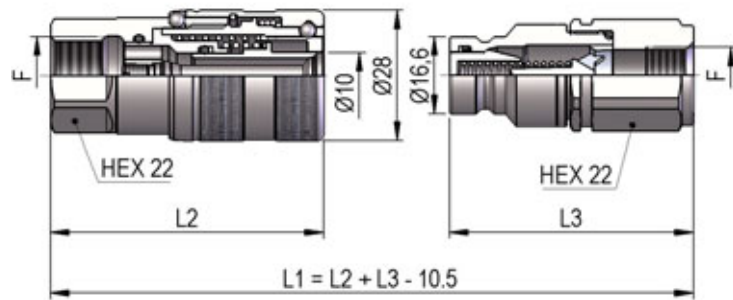


PLT7 DN04 - BG 0 - ISO 5



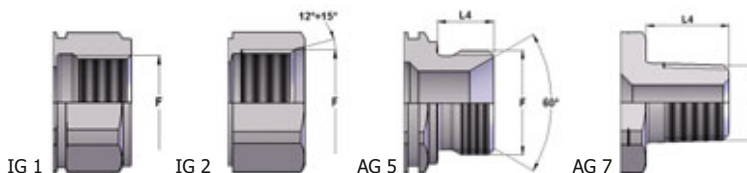
THREADS	L2	L3	F	STANDARD	FEMMINA - FEMALE - MUFFE - FEMELLE			MASCHIO - MALE - STECKER - MALE		
					COD. F	Weight (g)	Packaging (pcs.)	COD. M	Weight (g)	Packaging (pcs.)
IG 1	48.6	43.5	BSP 1/8"	DIN 3852-2-X	PLT7.0404.112	92	192	PLT7.0404.113	49	300
	48.6	43.5	NPT 1/8"	ANSI B1.20.3	PLT7.0404.012	93	192	PLT7.0404.013	50	300
IG 2	50.6	45.5	7/16"-20 UNF 2B	SAE J 1926-1	PLT7.0412.032	94	192	PLT7.0412.033	51	300

PLT7 DN06 - BG1- ISO 6.3



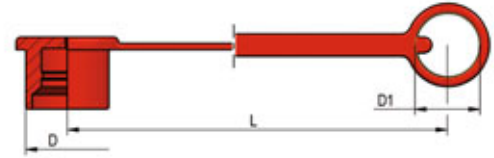
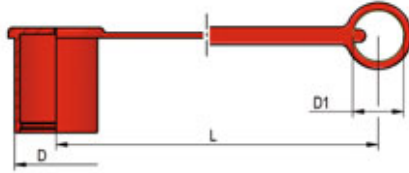
THREADS	L2	L3	L4	F	STANDARD	FEMMINA - FEMALE - MUFFE - FEMELLE			MASCHIO - MALE - STECKER - MALE		
						COD. F	Weight (g)	Packaging (pcs.)	COD. M	Weight (g)	Packaging (pcs.)
IG 1	58.5	53.3		BSP 1/4"	DIN 3852-2-X	PLT7.0606.112	182	100	PLT7.0606.113	97	200
	58.5	53.3		NPT 1/4"	ANSI B1.20.3	PLT7.0606.012	183	100	PLT7.0606.013	98	200
	58.5	53.3		NPT 3/8"	ANSI B1.20.3	PLT7.0610.012	174	100	PLT7.0610.013	89	200
AG 7	63.5	53.8	14	NPT 1/4"	ANSI B1.20.3	PLT7.0606.022	170	100	PLT7.0606.023	84	200
	63	53.8	14	NPT 3/8"	ANSI B1.20.3	PLT7.0610.022	176	100	PLT7.0610.023	91	200
AG 5	63.5	53.8	12	BSP 1/4"	DIN 3852-2-A	PLT7.0606.712	173	100	PLT7.0606.713	84	200
	61.5	54.3	12	BSP 3/8"	DIN 3852-2-A	PLT7.0610.712	176	100	PLT7.0610.713	90	200

THREADS



PLASTIC CAPS

NOMINAL SIZE			FEMALE DUST PLUG						MALE DUST CAP					COLOR	MATERIAL
DNP	BG	ISO	COD. F	Dimensions			Weight	COD. M	Dimensions			Weight	●	PVC	
				D	L	D1	(g)		D	L	D1	(g)			
06	1	6.3	SPLT.06002	32.5	200	20	16	SPLT.06003	26	200	20	13			



SPARE PARTS

NOMINAL SIZE			MALE GASKET	
DNP	BG	ISO	OR (NBR*)	BK (PTFE)
04	0	5	PLT.704.120	PLT.704.130
06	1	6.3	PLT.006.120	PLT.706.130



- *AL CODICE DELLA GUARNIZIONE IN NBR AGGIUNGERE 'E' PER EPDM O 'V' PER VITON
- *TO THE NBR GASKET CODE ADD 'E' FOR EPDM OR 'V' FOR VITON
- *ZU DER ARTIKELNR. DER NBR DICHTUNG GEBEN SIE 'E' FUER EPDM ODER 'V' FUER VITON AN
- *AU CODE DU JOINT EN NBR JOINDRE 'E' POUR EPDM OU 'V' POUR VITON

ISO 16028

MASCHIO INNESTABILE IN PRESSIONE
MALE CONNECTABLE UNDER PRESSURE
STECKER UNTER DRUCK KUPPELBAR
MÂLE ACCOUPPLABLE SOUS PRESSION

Caratteristiche tecniche I

- Norma: ISO 16028 (DN06→DN30)
- Occlusione: faccia piana
- Aggancio: sfere radiali
- Materiale: acciaio ad alta resistenza
- Finitura: Zn-Fe (Cr III) e Zn-Ni
- Filettature: BSP - NPT - SAE - METRICHE
- Guarnizioni standard: NBR e PU
- Temperatura d'esercizio: -25 °C +100 °C
- Guarnizioni opzionali: FKM, EPDM o altro
- Pressioni di esercizio: 250-400 bar
- Connessione in pressione: consentita (solo lato maschio)
- Massima pressione residua: 250 bar

Technical data E

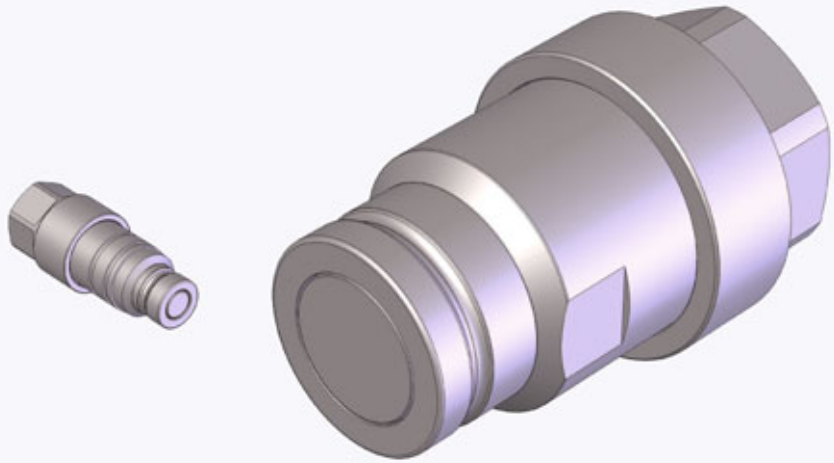
- Standard: ISO 16028 (DN06→DN30)
- Occlusion: flat face
- Locking: radial balls
- Material: high resistance steel
- Finishing: Zn-Fe (Cr III) and Zn-Ni
- Threads: BSP - NPT - SAE - METRIC
- Standard seals: NBR and PU
- Working temperature: -25 °C +100 °C
- Optional seals: FKM, EPDM or more
- Working pressure: 250-400 bar
- Connection under pressure: allowed (male side only)
- Max residual pressure: 250 bar

Technische Merkmale D

- Norm: ISO 16028 (DN06→DN30)
- Verschluss: flachdichtend
- Kupplung: Radial Kugeln
- Werkstoff: hochfester Stahl
- Ausführung: Zn-Fe (Cr III) und Zn-Ni
- Gewinde: BSP - NPT - SAE - METRISCHE
- Standard-Dichtungen: NBR und PU
- Betriebstemperatur: -25 °C +100 °C
- Dichtungen nach Wahl: FKM, EPDM, usw.
- Betriebsdruck: 250-400 bar
- Kuppeln unter Druck: erlaubt (nur männliche Seite)
- Max. Restdruck: 250 bar

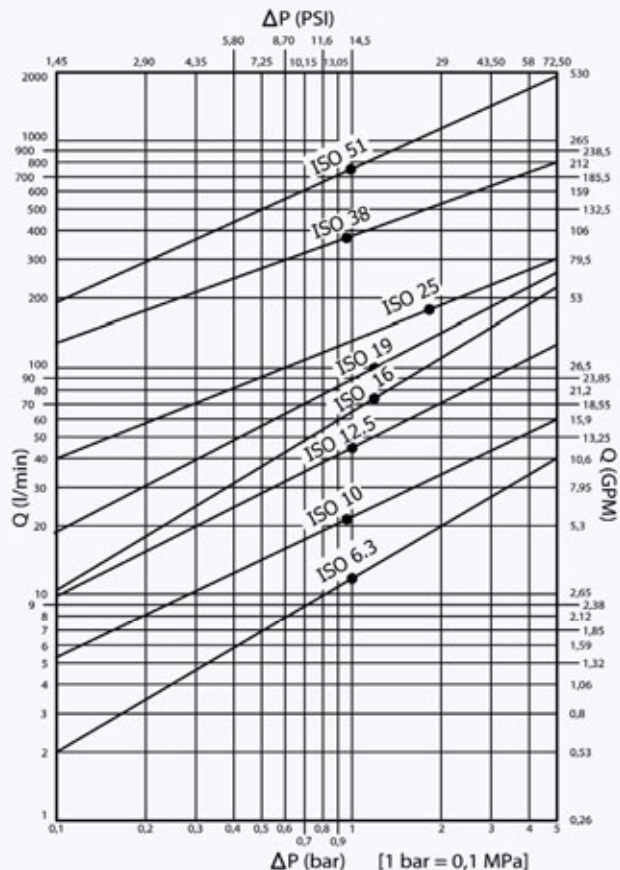
Caracteristiques techniques F

- Norme: ISO 16028 (DN06→DN30)
- Obturation: clapet plat
- Accrochage: billes radiales
- Matériel: acier à haute résistance
- Traitement: Zn-Fe (Cr III) et Zn-Ni
- Taraudage: BSP - NPT - SAE - METRIQUES
- Joints standard: NBR et PU
- Température de service: -25 °C +100 °C
- Joints facultatifs: FKM, EPDM, ect.
- Pression de service: 250-400 bar
- Connexion sous pression: possible (seulement côté male)
- Pression restante max: 250 bar

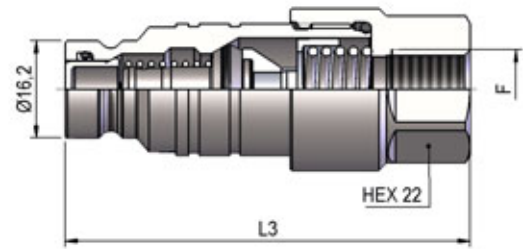


Nominal size				Max working pressure MPa	Rated flow l/min	Max flow rate l/min	Min burst pressure			Fluid spillage cc
DNP	BG	ISO	mm				Male MPa	Female MPa	Coupled MPa	
06	1	6.3	6	40	12	24	190	See PLT4	190	0.008
13	2	10	8.6	35	23	46	140	See PLT4	140	0.010
20	3	12.5	10.7	35	45	90	140	See PLT4	140	0.012
22	4A	16	12.8	35	74	150	140	See PLT4	140	0.015
25	4	19	14.8	30	100	200	120	See PLT4	120	0.020
30	5	25	17.6	30	189	280	120	See PLT4	120	0.030
39	7	38	30	25	379	700	100	See PLT1	110	0.050
50	8	51	40.6	25	757	1000	100	See PLT1	100	0.100

1 MPa = 145.04 psi • 1 l = 0.264 gal

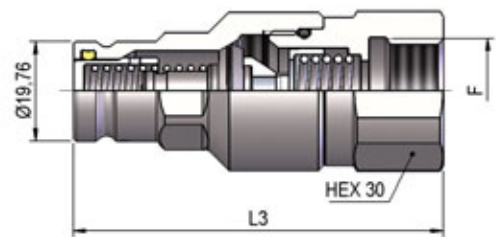


PLK4 DN06 - BG 1 - ISO 6.3



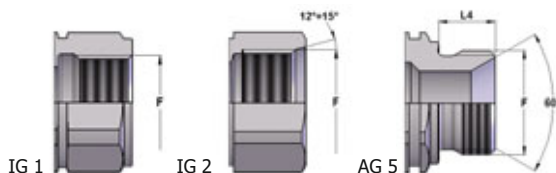
THREADS	L3	L4	F	STANDARD	FEMMINA - FEMALE - MUFFE - FEMELLE	MASCHIO - MALE - STECKER - MALE		
					COD. F	COD. M	Weight (g)	Packaging (pcs.)
IG 1	67.5		BSP 1/4"	DIN 3852-2-X	See PLT4 DN06	PLK4.0606.113	142	100
	67.5		NPT 1/4"	ANSI B1.20.3	See PLT4 DN06	PLK4.0606.013	143	100
IG 2	67.5		9/16"-18 UNF 2B	SAE J 1926-1	See PLT4 DN06	PLK4.0615.033	139	100
AG 5	79	12	BSP 1/4"	DIN 3852-2-A	See PLT4 DN06	PLK4.0606.713	156	100

PLK4 DN13 - BG2- ISO 10




THREADS	L3	L4	F	STANDARD	FEMMINA - FEMALE - MUFFE - FEMELLE	MASCHIO - MALE - STECKER - MALE		
					COD. F	COD. M	Weight (g)	Packaging (pcs.)
IG 1	74		BSP 1/4"	DIN 3852-2-X	See PLT4 DN13	PLK4.1306.113	250	60
	74		BSP 3/8"	DIN 3852-2-X	See PLT4 DN13	PLK4.1310.113	240	60
	77.5		NPT 3/8"	ANSI B1.20.3	See PLT4 DN13	PLK4.1310.013	256	60
	74		BSP 1/2"	DIN 3852-2-X	See PLT4 DN13	PLK4.1313.113	226	60
	78		NPT 1/2"	ANSI B1.20.3	See PLT4 DN13	PLK4.1313.013	243	60
	74		M16x1.5	ISO 6149-1	See PLT4 DN13	PLK4.1316.103	243	60
	74		M18x1.5	ISO 6149-1	See PLT4 DN13	PLK4.1318.103	237	60
	IG 2	75		9/16"-18 UNF 2B	SAE J 1926-1	See PLT4 DN13	PLK4.1315.033	251
75			3/4"-16 UNF 2B	SAE J 1926-1	See PLT4 DN13	PLK4.1319.033	235	60
75			M22x1.5	SAE J 2244/1	See PLT4 DN13	PLK4.1322.103	222	60
AG 5	75	13	BSP 1/2"	BS B5200	See PLT4 DN13	PLK4.1313.703	211	60

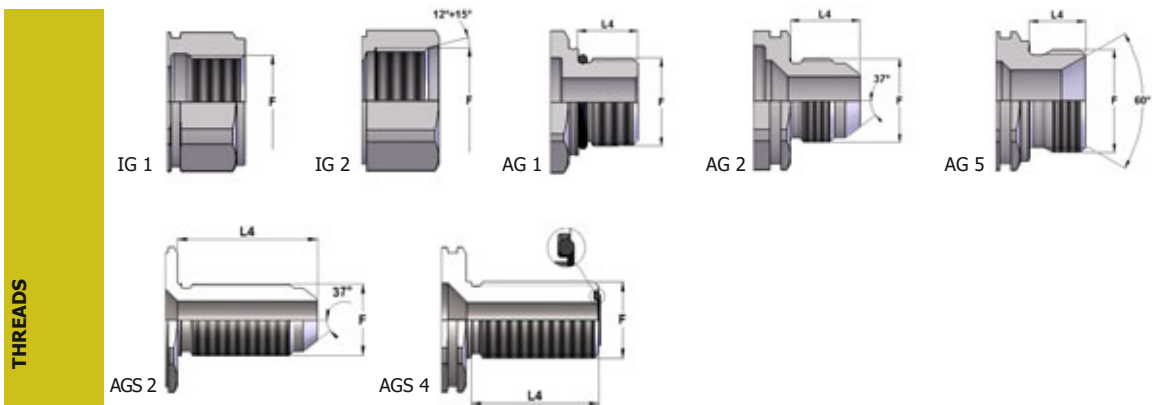
THREADS



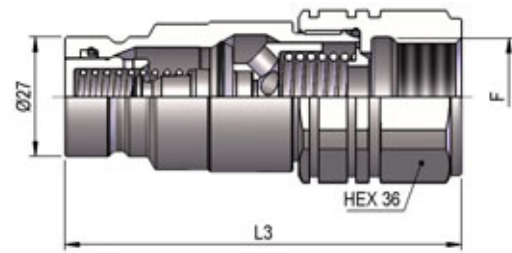
PLK4 DN20 - BG 3 - ISO 12.5



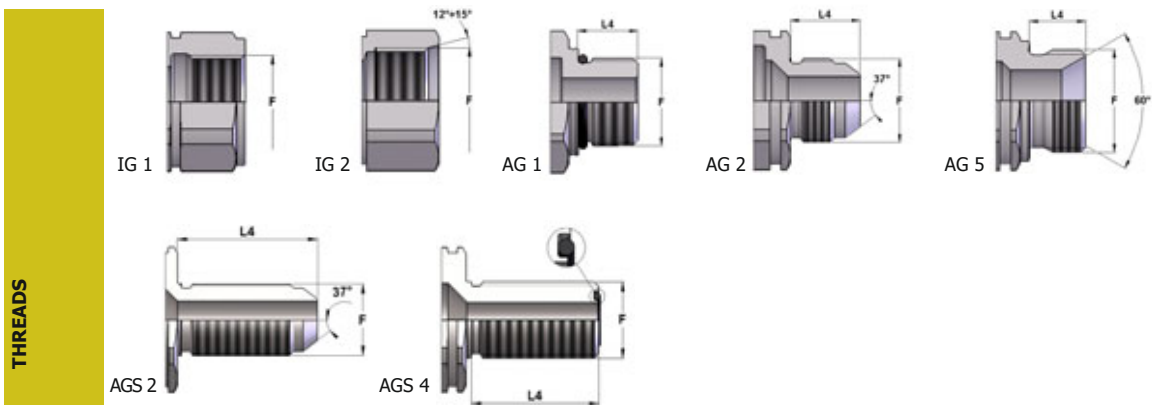
THREADS	L3	L4	F	STANDARD	FEMMINA - FEMALE - MUFFE - FEMELLE	MASCHIO - MALE - STECKER - MALE		
					COD. F	COD. M	Weight (g)	Packaging (pcs.)
IG 1	84.5		BSP 1/2"	DIN 3852-2-X	See PLT4 DN20	PLK4.2013.113	362	42
	86		NPT 1/2"	ANSI B1.20.3	See PLT4 DN20	PLK4.2013.013	375	42
	86		RC 1/2"	EN 10226	See PLT4 DN20	PLK4.2013.043	376	42
	86.5		BSP 3/4"	DIN 3852-2-X	See PLT4 DN20	PLK4.2019.113	342	42
	86		NPT 3/4"	ANSI B1.20.3	See PLT4 DN20	PLK4.2019.013	347	42
	86		RC 3/4"	EN 10226	See PLT4 DN20	PLK4.2019.043	351	42
	82.5		M18x1.5	ISO 6149-1	See PLT4 DN20	PLK4.2018.103	361	42
	82		M22x1.5	ISO 6149-1	See PLT4 DN20	PLK4.2022.103	344	42
	86		M26x1.5	ISO 6149-1	See PLT4 DN20	PLK4.2026.103	341	42
	86		M30x1.5	ISO 6149-1	See PLT4 DN20	PLK4.2030.103	314	42
IG 2	82		3/4"-16 UNF 2B	SAE J 1926-1	See PLT4 DN20	PLK4.2019.033	354	42
	86		7/8"-14 UNF 2B	SAE J 1926-1	See PLT4 DN20	PLK4.2023.033	366	42
	86		1"-16-12 UN 2B	SAE J 1926-1	See PLT4 DN20	PLK4.2027.033	336	42
AG 1	87.5	18.5	1"-16-12 UN 2A	SAE J 1926-3	See PLT4 DN20	PLK4.2027.333	329	42
AG 2	87.7	16.7	3/4"-16 UNF 2A	SAE J 514	See PLT4 DN20	PLK4.2019.303	308	42
	90.3	19.3	7/8"-14 UNF 2A	SAE J 514	See PLT4 DN20	PLK4.2023.303	317	42
	93	22	1"-16-12 UN 2A	SAE J 514	See PLT4 DN20	PLK4.2027.303	332	42
AG 5	90	16	BSP 3/4"	DIN 3852-2-A	See PLT4 DN20	PLK4.2019.713	333	42
AGS 2	108.6	37.6	3/4"-16 UNF 2A	SAE J 514	See PLT4 DN20	PLK4.2019.503	347	42
	112.1	41.1	7/8"-14 UNF 2A	SAE J 514	See PLT4 DN20	PLK4.2023.503	352	42
	116.4	45.4	1"-16-12 UN 2A	SAE J 514	See PLT4 DN20	PLK4.2027.503	384	42
AGS 4	109.5	38.5	1"-14 UNS 2A	SAE J 1453	See PLT4 DN20	PLK4.2025.533	383	42
	111	40	1"-14 UNS 2A	SAE J 1453	See PLT4 DN20	PLK4.2030.533	427	42



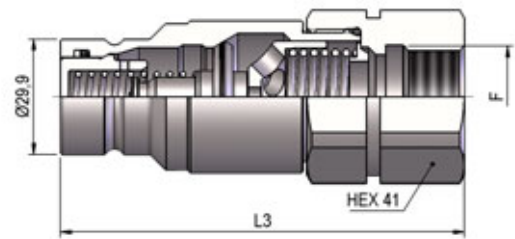
PLK4 DN22 - BG 4A - ISO 16



THREADS	L3	L4	F	STANDARD	FEMMINA - FEMALE - MUFFE - FEMELLE	MASCHIO - MALE - STECKER - MALE		
					COD. F	COD. M	Weight (g)	Packaging (pcs.)
IG 1	87.5		BSP 1/2"	DIN 3852-2-X	See PLT4 DN22	PLK4.2213.113	398	42
	89		NPT 1/2"	ANSI B1.20.3	See PLT4 DN22	PLK4.2213.013	411	42
	89		RC 1/2"	EN 10226	See PLT4 DN22	PLK4.2213.043	412	42
	89.5		BSP 3/4"	DIN 3852-2-X	See PLT4 DN22	PLK4.2219.113	378	42
	89		NPT 3/4"	ANSI B1.20.3	See PLT4 DN22	PLK4.2219.013	383	42
	89		RC 3/4"	EN 10226	See PLT4 DN22	PLK4.2219.043	387	42
	85.5		M18x1.5	ISO 6149-1	See PLT4 DN22	PLK4.2218.103	397	42
	85		M22x1.5	ISO 6149-1	See PLT4 DN22	PLK4.2222.103	380	42
	89		M26x1.5	ISO 6149-1	See PLT4 DN22	PLK4.2226.103	377	42
	89		M30x1.5	ISO 6149-1	See PLT4 DN22	PLK4.2230.103	350	42
IG 2	85		3/4"-16 UNF 2B	SAE J 1926-1	See PLT4 DN22	PLK4.2219.033	390	42
	89		7/8"-14 UNF 2B	SAE J 1926-1	See PLT4 DN22	PLK4.2223.033	402	42
	89		1"1/16-12 UN 2B	SAE J 1926-1	See PLT4 DN22	PLK4.2227.033	373	42
AG 1	90.5	18.5	1"1/16-12 UN 2A	SAE J 1926-3	See PLT4 DN22	PLK4.2227.333	365	42
AG 2	90.7	16.7	3/4"-16 UNF 2A	SAE J 514	See PLT4 DN22	PLK4.2219.303	344	42
	93.3	19.3	7/8"-14 UNF 2A	SAE J 514	See PLT4 DN22	PLK4.2223.303	353	42
	96	22	1"1/16-12 UN 2A	SAE J 514	See PLT4 DN22	PLK4.2227.303	369	42
AG 5	93	16	BSP 3/4"	DIN 3852-2-A	See PLT4 DN22	PLK4.2219.713	369	42
AGS 2	111.6	37.6	3/4"-16 UNF 2A	SAE J 514	See PLT4 DN22	PLK4.2219.503	383	42
	115.1	41.1	7/8"-14 UNF 2A	SAE J 514	See PLT4 DN22	PLK4.2223.503	388	42
	119.4	45.4	1"1/16-12 UN 2A	SAE J 514	See PLT4 DN22	PLK4.2227.503	420	42
AGS 4	112.5	38.5	1"-14 UNS 2A	SAE J 1453	See PLT4 DN22	PLK4.2225.533	419	42
	114	40	1"3/16-12 UN 2A	SAE J 1453	See PLT4 DN22	PLK4.2230.533	463	42

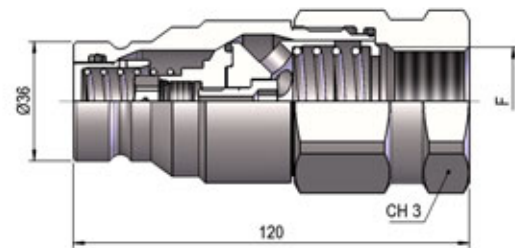


PLK4 DN25 - BG 4 - ISO 19

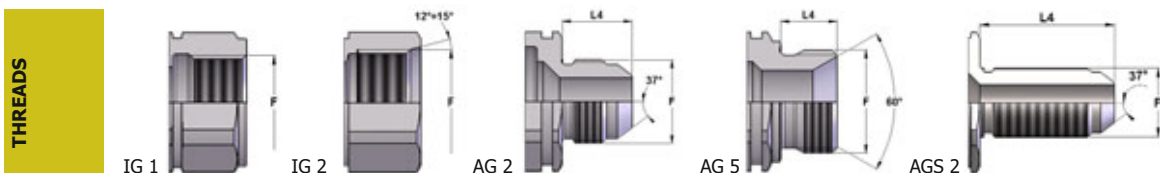


THREADS	L3	L4	F	STANDARD	FEMMINA - FEMALE - MUFFE - FEMELLE	MASCIO - MALE - STECKER - MALE		
					COD. F	COD. M	Weight (g)	Packaging (pcs.)
IG 1	105		BSP 3/4"	DIN 3852-2-X	See PLT4 DN25	PLK4.2519.113	582	30
	105		NPT 3/4"	ANSI B1.20.3	See PLT4 DN25	PLK4.2519.013	589	30
	105		BSP 1"	DIN 3852-2-X	See PLT4 DN25	PLK4.2525.113	518	30
	105		NPT 1"	ANSI B1.20.3	See PLT4 DN25	PLK4.2525.013	531	30
	105		M30x1.5	ISO 6149-1	See PLT4 DN25	PLK4.2530.103	555	30
IG 2	105		1"1/16-12 UN 2B	SAE J 1926-1	See PLT4 DN25	PLK4.2527.033	576	30
	105		1"5/16-12 UN 2B	SAE J 1926-1	See PLT4 DN25	PLK4.2533.033	517	30
AG 2	109.1	23.1	1"5/16-12 UN 2A	SAE J 514	See PLT4 DN25	PLK4.2533.303	516	30
AGS 2	131.4	45.4	1"5/16-12 UN 2A	SAE J 514	See PLT4 DN25	PLK4.2533.503	627	30
AG 5	107	18	BSP 1"	DIN 3852-2-B	See PLT4 DN25	PLK4.2525.213	525	30
	103	17	BSP 1"	BS B5200	See PLT4 DN25	PLK4.2525.703	502	30
	105	16	BSP 3/4"	DIN 3852-2-A	See PLT4 DN25	PLK4.2519.713	500	30
	107	18	BSP 1"	DIN 3852-2-A	See PLT4 DN25	PLK4.2525.713	526	30

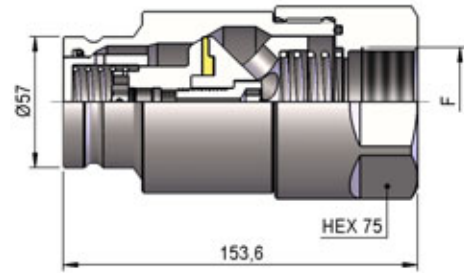
PLK4 DN30 - BG 5 - ISO 25



THREADS	CH3	F	STANDARD	FEMMINA - FEMALE - MUFFE - FEMELLE	MASCIO - MALE - STECKER - MALE		
				COD. F	COD. M	Weight (g)	Packaging (pcs.)
IG 1	50	BSP 1"	DIN 3852-2-X	See PLT4 DN30	PLK4.3025.113	1038	8
	50	NPT 1"	ANSI B1.20.3	See PLT4 DN30	PLK4.3025.013	1045	8
	55	BSP 1"1/4	DIN 3852-2-X	See PLT4 DN30	PLK4.3031.113	1109	8
	55	NPT 1"1/4	ANSI B1.20.3	See PLT4 DN30	PLK4.3031.013	1123	8
IG 2	50	1"5/16-12 UN 2B	SAE J 1926-1	See PLT4 DN30	PLK4.3033.033	1028	8
	55	1"5/8-12 UN 2B	SAE J 1926-1	See PLT4 DN30	PLK4.3041.033	1111	8

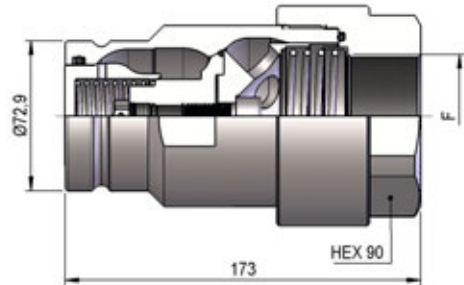


PLK4 DN39 - BG 7 - ISO 38

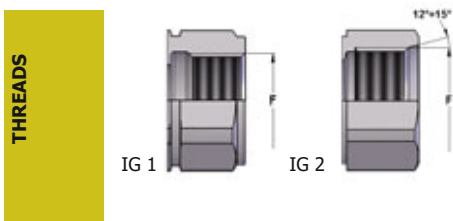


F	STANDARD	FEMMINA - FEMALE - MUFFE - FEMELLE		MASCIO - MALE - STECKER - MALE		
		COD. F		COD. M	Weight (g)	Packaging (pcs.)
BSP 1"½	DIN 3852-2-X	See PLT1 DN39		PLK4.3939.113	3350	9
NPT 1"½	ANSI B1.20.3	See PLT1 DN39		PLK4.3939.013	3190	9

PLK4 DN50 - BG 8 - ISO 51

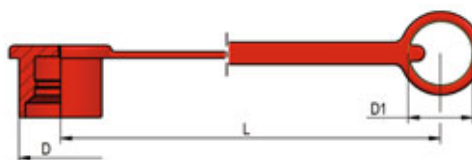


THREADS	F	STANDARD	FEMMINA - FEMALE - MUFFE - FEMELLE		MASCIO - MALE - STECKER - MALE		
			COD. F		COD. M	Weight (g)	Packaging (pcs.)
IG 1	BSP 2"	DIN 3852-2-X	See PLT1 DN50		PLK4.5051.113	5408	4
	NPT 2"	ANSI B1.20.3	See PLT1 DN50		PLK4.5051.013	5428	4
	1"½	SAE 3000	See PLT1 DN50		PLK4.5051.003	6040	4
	API 2"	API 5B	See PLT1 DN50		PLK4.5051.063	5912	4
IG 2	2"½-12 UN 2B	SAE J 1926-1	See PLT1 DN50		PLK4.5063.033	5280	4




PLASTIC CAPS

NOMINAL SIZE				MALE DUST CAP				COLOR	MATERIAL
DNP	BG	ISO	COD. M	Dimensions			Weight		
				D	L	D1	(g)		
06	1	6.3	SPLT.06003	26	200	20	13	●	PVC
13	2	10	SPLT.13003	27.5	200	26	15	●	PVC
20	3	12.5	SPLT.20003	35	200	31.5	26	●	PVC
22	4A	16	SPLT.22003	38	197	30.5	30	●	PVC
25	4	19	SPLT.25003	43	265	35	41	●	PVC
30	5	25	SPLT.30003	51	270	50	60	●	PVC

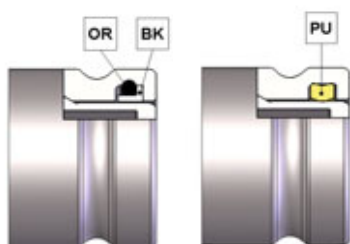


METAL CAPS

NOMINAL SIZE				MALE DUST CAP				MATERIAL
DNP	BG	ISO	COD. M	Dimensions			Weight	
				D	L	D1	(g)	
06	1	6.3	SPLT.06203	25	200	32	28	Aluminum
13	2	10	SPLT.13203	30	200	32	39	Aluminum
20	3	12.5	SPLT.20203	32	200	32	40	Aluminum
22	4A	16	SPLT.22203	35	200	32	43	Aluminum
25	4	19	SPLT.25203	40	275	47.5	66	Aluminum
30	5	25	SPLT.30203	45	275	47.5	71	Aluminum
39	7	38	SPLT.39203	68	275	47.5	155	Aluminum
50	8	51	SPLK.50203	83	275	47.5	210	Aluminum



SPARE PARTS



NOMINAL SIZE			MALE GASKET		MALE GASKET
DNP	BG	ISO	OR (NBR*)	BK (PTFE)	PU (POLYURETHANE)
06	1	6.3	PLT.006.120	PLT.006.130	-
13	2	10	PLT.013.120	PLT.013.130	PLK.013.210
20	3	12.5	PLT.019.120	PLT.019.130	PVT.019.210
22	4A	16	PLT.022.120	PLT.022.130	PVT.022.210
25	4	19	PLT.025.120	PLT.025.130	PVT.025.210
30	5	25	PLT.031.120	PLT.031.130	PVT.030.210
39	7	38	PLK.039.120	PLK.039.130	-
50	8	51	PLK.050.120	PLK.050.130	-

* AL CODICE DELLA GUARNIZIONE IN NBR AGGIUNGERE 'E' PER EPDM O 'V' PER VITON

* TO THE NBR GASKET CODE ADD 'E' FOR EPDM OR 'V' FOR VITON

* ZU DER ARTIKELNR. DER NBR DICHTUNG GEBEN SIE 'E' FUER EPDM ODER 'V' FUER VITON AN


* AU CODE DU JOINT EN NBR JOINDRE 'E' POUR EPDM OU 'V' POUR VITON

71 SERIES

VALVOLA PIANA/ACCIAIO
 FLAT FACE/STEEL
 FLACHDICHTEND/STAHL
 CLAPET PLAT/ACIER

Caratteristiche tecniche I

- Intercambiabilità: Parker/Snap-Tite 71
- Occlusione: faccia piana
- Aggancio: sfere radiali
- Materiale: acciaio
- Finitura: Zn-Fe (Cr III)
- Filettature: BSP - NPT - SAE
- Guarnizioni standard: NBR
- Temperatura d'esercizio: -25 °C +100 °C
- Guarnizioni opzionali: FKM, EPDM o altro
- Pressioni di esercizio: 200-350 bar
- Connessione in pressione: non consentita



Technical data E

- Interchange: Parker/Snap-Tite 71
- Occlusion: flat face
- Locking: radial balls
- Material: steel
- Finishing: Zn-Fe (Cr III)
- Threads: BSP - NPT - SAE
- Standard seals: NBR
- Working temperature: -25 °C +100 °C
- Optional seals: FKM, EPDM or more
- Working pressure: 200-350 bar
- Connection under pressure: not allowed

Nominal size				Max working pressure	Rated flow	Max flow rate	Min burst pressure			Fluid spillage
DNP	BG	ISO	mm				Male	Female	Coupled	
06	1	6.3	5.3	35	12	20	170	143	170	0.010
10	2	10	10.4	35	23	45	150	175	160	0.020
13	3	12.5	13	35	45	60	140	155	210	0.030
20	4	19	17	35	106	150	160	130	170	0.060
25	5	25	21.8	35	189	240	130	115	145	0.100
50	8	50	38	20	757	1000	65	65	80	0.150

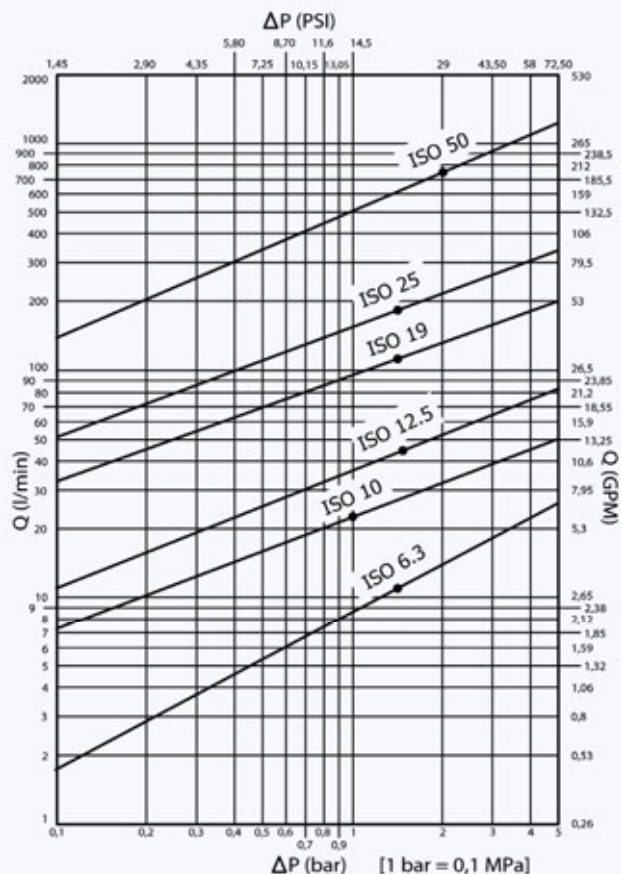
1 MPa = 145.04 psi • 1 l = 0.264 gal
 *Dynamic pressure. For static pressure multiply by two

Technische Merkmale D

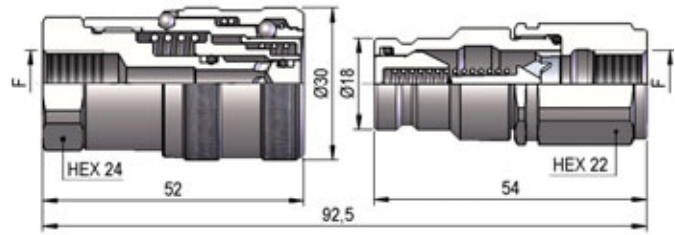
- Austauschbarkeit: Parker/Snap-Tite 71
- Verschluss: flachdichtend
- Kupplung: Radial Kugeln
- Werkstoff: Stahl
- Ausführung: Zn-Fe (Cr III)
- Gewinde: BSP - NPT - SAE
- Standard-Dichtungen: NBR
- Betriebstemperatur: -25 °C +100 °C
- Dichtungen nach Wahl: FKM, EPDM, usw.
- Betriebsdruck: 200-350 bar
- Kuppeln unter Druck: nicht möglich

Caracteristiques techniques F

- Intercambiabilité: Parker/Snap-Tite 71
- Obturation: clapet plat
- Accrochage: billes radiales
- Matériel: acier
- Traitement: Zn-Fe (Cr III)
- Taraudage: BSP - NPT - SAE
- Joints standard: NBR
- Température de service: -25 °C +100 °C
- Joints facultatifs: FKM, EPDM, ect.
- Pression de service: 200-350 bar
- Connexion sous pression: pas possible

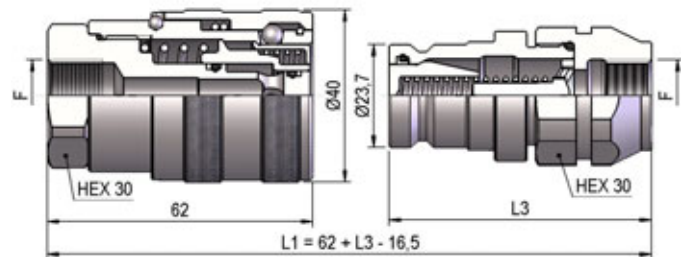


PLS1 DN06 - BG 1 - ISO 6.3



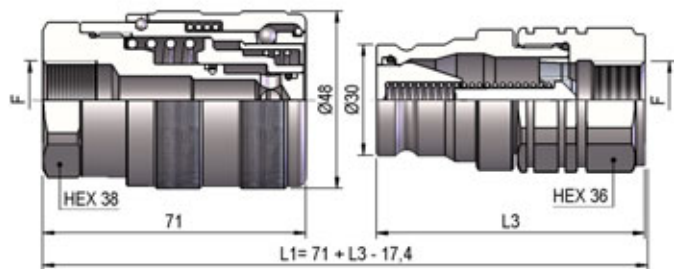
F	STANDARD	FEMMINA - FEMALE - MUFFE - FEMELLE			MASCHIO - MALE - STECKER - MALE		
		COD. F	Weight (g)	Packaging (pcs.)	COD. M	Weight (g)	Packaging (pcs.)
BSP 1/4"	DIN 3852-2-X	PLS1.0606.112	177	93	PLS1.0606.113	98	120
NPT 1/4"	ANSI B1.20.3	PLS1.0606.012	177	93	PLS1.0606.013	98	120

PLS1 DN10 - BG 2 - ISO 10

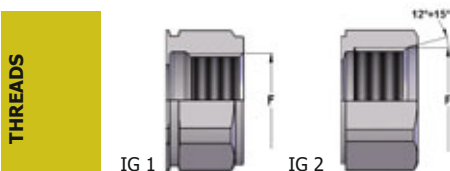


L3	F	STANDARD	FEMMINA - FEMALE - MUFFE - FEMELLE			MASCHIO - MALE - STECKER - MALE		
			COD. F	Weight (g)	Packaging (pcs.)	COD. M	Weight (g)	Packaging (pcs.)
61	BSP 3/8"	DIN 3852-2-X	PLS1.1010.112	378	35	PLS1.1010.113	158	60
64	NPT 3/8"	ANSI B1.20.3	PLS1.1010.012	378	35	PLS1.1010.013	184	60
61	BSP 1/2"	DIN 3852-2-X	PLS1.1013.112	357	35	PLS1.1013.113	154	60
64	NPT 1/2"	ANSI B1.20.3	PLS1.1013.012	359	35	PLS1.1013.013	168	60

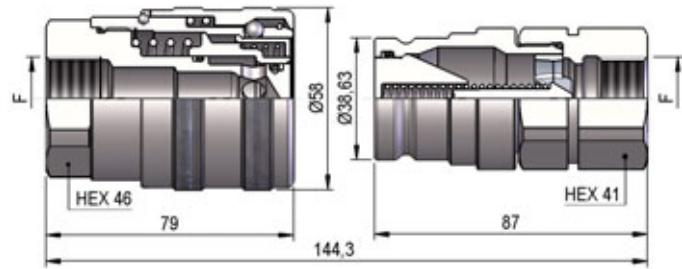
PLS1 DN13 - BG 3 - ISO 12.5



THREADS	L3	F	STANDARD	FEMMINA - FEMALE - MUFFE - FEMELLE			MASCHIO - MALE - STECKER - MALE		
				COD. F	Weight (g)	Packaging (pcs.)	COD. M	Weight (g)	Packaging (pcs.)
IG 1	72.5	BSP 1/2"	DIN 3852-2-X	PLS1.1313.112	624	23	PLS1.1313.113	339	35
	74	NPT 1/2"	ANSI B1.20.3	PLS1.1313.012	627	23	PLS1.1313.013	352	35
IG 2	70	3/4"-16 UNF 2B	SAE J 1926-1	PLS1.1319.032	630	23	PLS1.1319.033	331	35

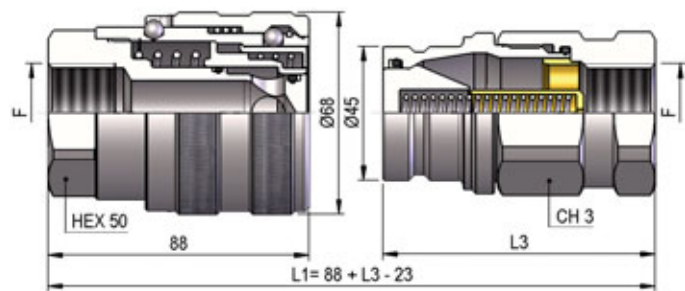


PLS1 DN20 - BG 4 - ISO 19



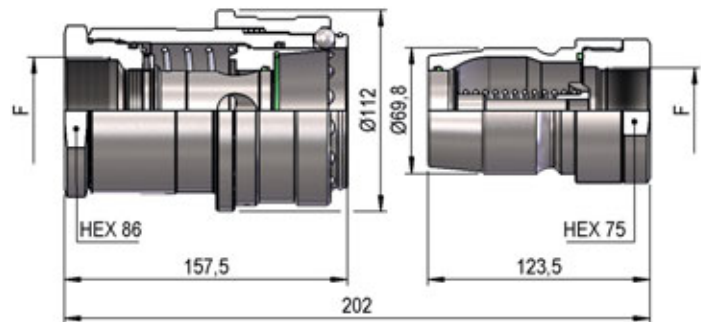
THREADS	F	STANDARD	FEMMINA - FEMALE - MUFFE - FEMELLE			MASCIO - MALE - STECKER - MALE		
			COD. F	Weight (g)	Packaging (pcs.)	COD. M	Weight (g)	Packaging (pcs.)
IG 1	BSP 3/4"	DIN 3852-2-X	PLS1.2019.112	954	15	PLS1.2019.113	560	28
	NPT 3/4"	ANSI B1.20.3	PLS1.2019.012	960	15	PLS1.2019.013	567	28
IG 2	1 1/16-12 UN 2B	SAE J 1926-1	PLS1.2027.032	945	15	PLS1.2027.033	554	28

PLS1 DN25 - BG 5 - ISO 25



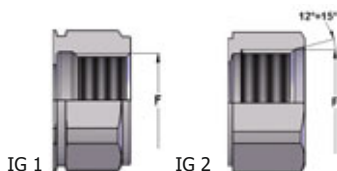
THREADS	CH3	L3	F	STANDARD	FEMMINA - FEMALE - MUFFE - FEMELLE			MASCIO - MALE - STECKER - MALE		
					COD. F	Weight (g)	Packaging (pcs.)	COD. M	Weight (g)	Packaging (pcs.)
IG 1	50	97	BSP 1"	DIN 3852-2-X	PLS1.2525.112	1400	11	PLS1.2525.113	833	20
	50	97	NPT 1"	ANSI B1.20.3	PLS1.2525.012	1422	11	PLS1.2525.013	840	20
	55	97	BSP 1 1/4"	DIN 3852-2-X	PLS1.2531.112	1300	11	PLS1.2531.113	904	20
	55	99	NPT 1 1/4"	ANSI B1.20.3	PLS1.2531.012	1320	11	PLS1.2531.013	918	20
IG 2	50	97	1 5/16-12 UN 2B	SAE J 1926-1	PLS1.2533.032	1364	11	PLS1.2533.033	822	20
	55	97	1 5/8-12 UN 2B	SAE J 1926-1	PLS1.2541.032	1267	11	PLS1.2541.033	867	20

PLS1 DN50 - BG 8 - ISO 50



F	STANDARD	FEMMINA - FEMALE - MUFFE - FEMELLE			MASCIO - MALE - STECKER - MALE		
		COD. F	Weight (g)	Packaging (pcs.)	COD. M	Weight (g)	Packaging (pcs.)
NPT 1 1/2"	DIN 3852-2-X	PLS1.5039.112	5660	4	PLS1.5039.113	2070	8
BSP 1 1/2"	ANSI B1.20.3	PLS1.5039.012	5680	4	PLS1.5039.013	2090	8
BSP 2"	DIN 3852-2-X	PLS1.5051.112	5430	4	PLS1.5051.113	1850	8
NPT 2"	ANSI B1.20.3	PLS1.5051.012	5450	4	PLS1.5051.013	1870	8

THREADS



PLASTIC CAPS

NOMINAL SIZE			FEMALE DUST PLUG					MALE DUST CAP					COLOR	MATERIAL
DNP	BG	ISO	COD. F	Dimensions			Weight (g)	COD. M	Dimensions			Weight (g)	●	
				D	L	D1			D	L	D1			
06	1	6.3	SPLS.06002*	38	260	26	35	SPLS.06003*	28	260	26	25	●	PVC
10	2	10	SPLS.10002*	50	315	35	57	SPLS.10003*	32	315	35	30	●	PVC
13	3	12.5	SPLS.13002*	59	300	42	78	SPLS.13003*	42	300	42	43	●	PVC
20	4	19	SPLS.20002*	70	430	55	108	SPLS.20003*	50	430	55	58	●	PVC
25	5	25	SPLS.25002	79	390	60	130	SPLS.25003	56	390	60	68	●	PVC
50	8	50	SPLS.50002	120	315	100	230	SPLS.50003	85	360	80	220	●	PVC

*REALIZZATI SU RICHIESTA DEL CLIENTE
 *AVAILABLE ON REQUEST
 *AUF ANFRAGE LIEFERBAR
 *DISPONIBLES SUR DEMANDE



METAL CAPS

NOMINAL SIZE			FEMALE DUST PLUG					MALE DUST CAP					MATERIAL
DNP	BG	ISO	COD. F	Dimensions			Weight (g)	COD. M	Dimensions			Weight (g)	
				D	L	D1			D	L	D1		
06	1	6.3	SPLS.06202*	35	260	26	35	SPLS.06203*	25	260	26	28	Aluminum
10	2	10	SPLS.10202*	50	315	35	106	SPLS.10203*	30	315	35	43	Aluminum
13	3	12.5	SPLS.13202*	55	300	42	116	SPLS.13203*	40	300	42	66	Aluminum
20	4	19	SPLS.20202*	70	430	55	190	SPLS.20203*	50	430	55	92	Aluminum
25	5	25	SPLS.25202*	75	390	60	205	SPLS.25203*	55	390	60	118	Aluminum

*REALIZZATI SU RICHIESTA DEL CLIENTE
 *AVAILABLE ON REQUEST
 *AUF ANFRAGE LIEFERBAR
 *DISPONIBLES SUR DEMANDE

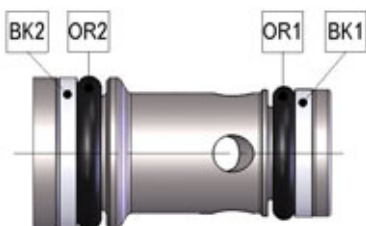


SPARE PARTS



NOMINAL SIZE			MALE GASKET	
DNP	BG	ISO	OR (NBR*)	BK (PTFE)
06	1	6.3	PLT.304.030	PLS.006.130
10	2	10	PLS.010.120	PLS.010.130
13	3	12.5	PLT.025.120	PLS.013.130
20	4	19	PVT.019.122	PLS.019.130
25	5	25	PLS.025.120	PLS.025.130
50	8	50	PVT.030.121	PLS.050.130

*AL CODICE DELLA GUARNIZIONE IN NBR AGGIUNGERE 'E' PER EPDM O 'V' PER VITON
 *TO THE NBR GASKET CODE ADD 'E' FOR EPDM OR 'V' FOR VITON
 *ZU DER ARTIKELNR. DER NBR DICHTUNG GEBEN SIE 'E' FUER EPDM ODER 'V' FUER VITON AN
 *AU CODE DU JOINT EN NBR JOINDRE 'E' POUR EPDM OU 'V' POUR VITON



NOMINAL SIZE			FEMALE GASKET		FEMALE GASKET	
DNP	BG	ISO	OR1 (NBR*)	BK1 (PTFE)	OR2 (NBR*)	BK2 (PTFE)
06	1	6.3	PLS.006.210	PLS.006.132	PLS.006.121	PLS.006.131
10	2	10	PLS.010.210	PLS.010.132	PVS.306.030	PLS.010.131
13	3	12.5	PBV.004.120	PLS.013.132	PBV.006.120	PLS.013.131
20	4	19	VVT.013.120	PLS.019.132	PLK.025.121	PLS.019.131
25	5	25	PLS.025.210	PLS.025.132	PVT.019.122	PLS.025.131


*AL CODICE DELLA GUARNIZIONE IN NBR AGGIUNGERE 'E' PER EPDM O 'V' PER VITON
 *TO THE NBR GASKET CODE ADD 'E' FOR EPDM OR 'V' FOR VITON
 *ZU DER ARTIKELNR. DER NBR DICHTUNG GEBEN SIE 'E' FUER EPDM ODER 'V' FUER VITON AN
 *AU CODE DU JOINT EN NBR JOINDRE 'E' POUR EPDM OU 'V' POUR VITON

71 SERIES

VALVOLA PIANA/ACCIAIO INOX
 FLAT FACE/ STAINLESS STEEL
 FLACHDICHTEND/ EDELSTAHL
 CLAPET PLAT/ ACIER INOX

Caratteristiche tecniche I

- Intercambiabilità: Parker/Snap-Tite 71
- Occlusione: faccia piana
- Aggancio: sfere radiali
- Materiale: acciaio inox AISI 316
- Filettature: BSP - NPT
- Guarnizioni standard: FKM
- Temperatura d'esercizio: -25 °C +200 °C
- Guarnizioni opzionali: FFKM, EPDM o altro
- Pressioni di esercizio: 200-350 bar
- Connessione in pressione: non consentita



Technical data E

- Interchange: Parker/Snap-Tite 71
- Occlusion: flat face
- Locking: radial balls
- Material: stainless steel AISI 316
- Threads: BSP - NPT
- Standard seals: FKM
- Working temperature: -25 °C +200 °C
- Optional seals: FFKM, EPDM or more
- Working pressure: 200-350 bar
- Connection under pressure: not allowed

Nominal size	Max working pressure	Rated flow	Max flow rate	Min burst pressure			Fluid spillage
				Male	Female	Coupled	
DNP BG ISO mm	MPa	l/min	l/min	MPa	MPa	MPa	cc
06 1 6.3 5.3	35	12	20	197	170	215	0.010
10 2 10 10.4	35	23	45	140	130	200	0.020
13 3 12.5 13	35	45	60	110	130	200	0.030
20 4 19 17	35	106	150	110	128	170	0.060
25 5 25 21.8	35	189	240	100	115	145	0.100
50 8 50 38	20	757	1000	65	65	80	0.150

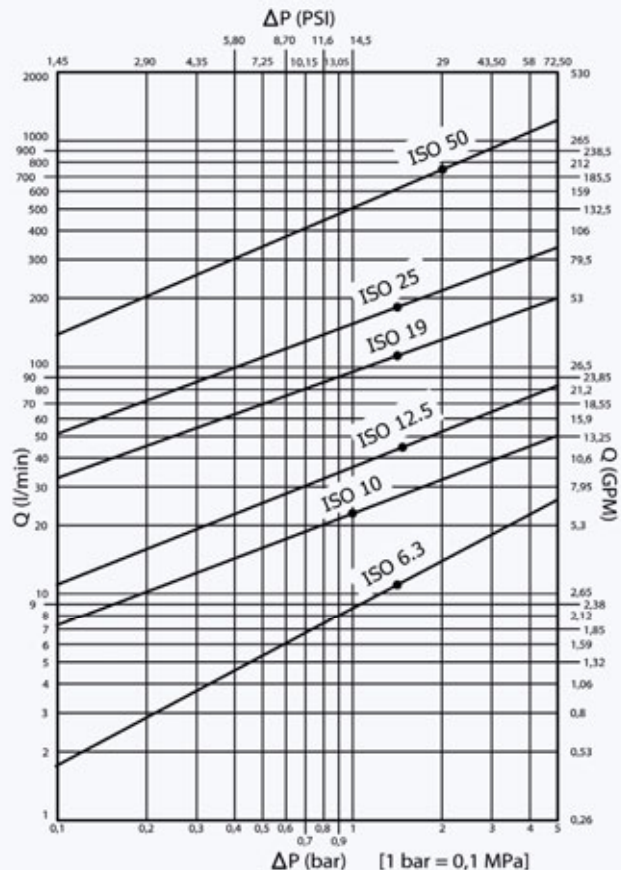
1 MPa = 145.04 psi • 1 l = 0.264 gal
 * Dynamic pressure. For static pressure multiply by two

Technische Merkmale D

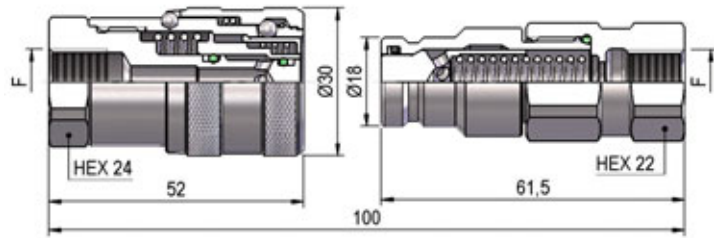
- Austauschbarkeit: Parker/Snap-Tite 71
- Verschluss: flachdichtend
- Kupplung: Radial Kugeln
- Werkstoff: rostfreiem Stahl AISI 316
- Gewinde: BSP - NPT
- Standard-Dichtungen: FKM
- Betriebstemperatur: -25 °C +200 °C
- Dichtungen nach Wahl: FFKM, EPDM, usw.
- Betriebsdruck: 200-350 bar
- Kuppeln unter Druck: nicht möglich

Caracteristiques techniques F

- Interchangeabilité: Parker/Snap-Tite 71
- Obturation: clapet plat
- Accrochage: billes radiales
- Matériel: acier inox AISI 316
- Taraudage: BSP - NPT
- Joints standard: FKM
- Température de service: -25 °C +200 °C
- Joints facultatifs: FFKM, EPDM, ect.
- Pression de service: 200-350 bar
- Connexion sous pression: pas possible

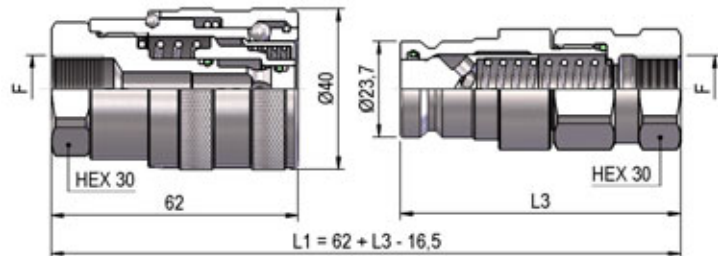


PLSX DN06 - BG 1 - ISO 6.3



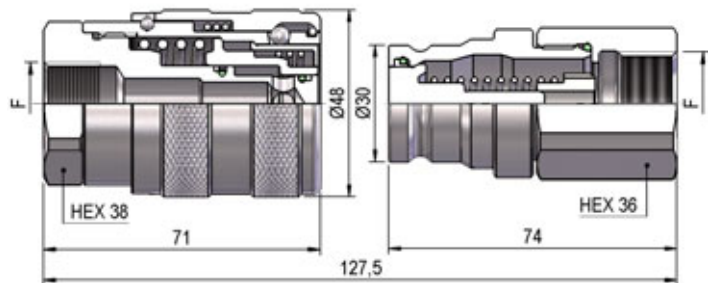
F	STANDARD	FEMMINA - FEMALE - MUFFE - FEMELLE			MASCIO - MALE - STECKER - MALE		
		COD. F	Weight (g)	Packaging (pcs.)	COD. M	Weight (g)	Packaging (pcs.)
BSP 1/4"	DIN 3852-2-X	PLSX.0606.112	179	93	PLSX.0606.113	122	120
NPT 1/4"	ANSI B1.20.3	PLSX.0606.012	180	93	PLSX.0606.013	123	120

PLSX DN10 - BG 2 - ISO 10



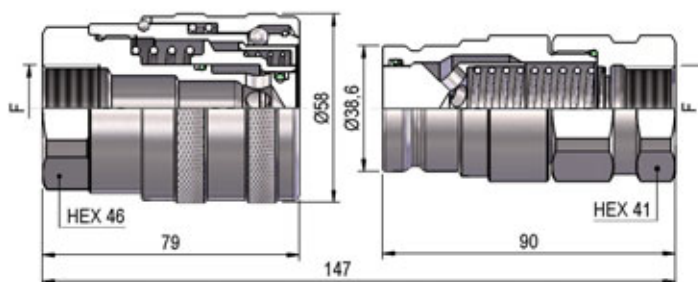
L3	F	STANDARD	FEMMINA - FEMALE - MUFFE - FEMELLE			MASCIO - MALE - STECKER - MALE		
			COD. F	Weight (g)	Packaging (pcs.)	COD. M	Weight (g)	Packaging (pcs.)
70	BSP 3/8"	DIN 3852-2-X	PLSX.1010.112	390	35	PLSX.1010.113	217	60
70	NPT 3/8"	ANSI B1.20.3	PLSX.1010.012	390	35	PLSX.1010.013	220	60
69.5	BSP 1/2"	DIN 3852-2-X	PLSX.1013.112	369	35	PLSX.1013.113	201	60
73.5	NPT 1/2"	ANSI B1.20.3	PLSX.1013.012	371	35	PLSX.1013.013	216	60

PLSX DN13 - BG 3 - ISO 12.5



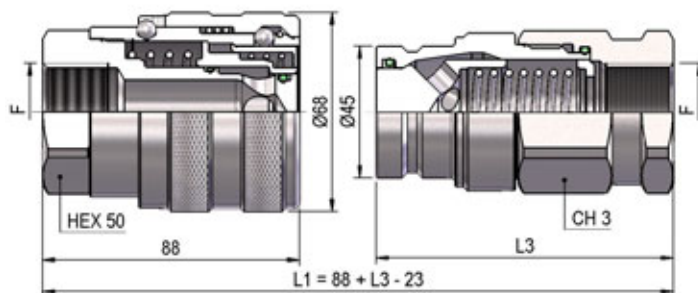
F	STANDARD	FEMMINA - FEMALE - MUFFE - FEMELLE			MASCIO - MALE - STECKER - MALE		
		COD. F	Weight (g)	Packaging (pcs.)	COD. M	Weight (g)	Packaging (pcs.)
BSP 1/2"	DIN 3852-2-X	PLSX.1313.112	631	23	PLSX.1313.113	383	35
NPT 1/2"	ANSI B1.20.3	PLSX.1313.012	634	23	PLSX.1313.013	385	35

PLSX DN20 - BG 4 - ISO 19



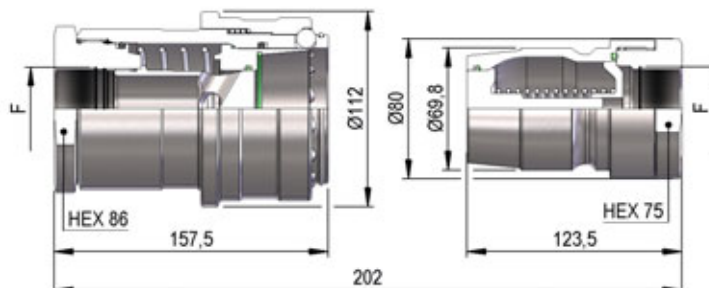
F	STANDARD	FEMMINA - FEMALE - MUFFE - FEMELLE			MASCHIO - MALE - STECKER - MALE		
		COD. F	Weight (g)	Packaging (pcs.)	COD. M	Weight (g)	Packaging (pcs.)
BSP 3/4"	DIN 3852-2-X	PLSX.2019.112	954	15	PLSX.2019.113	560	28
NPT 3/4"	ANSI B1.20.3	PLSX.2019.012	960	15	PLSX.2019.013	567	28

PLSX DN25 - BG 5 - ISO 25



CH3	L3	F	STANDARD	FEMMINA - FEMALE - MUFFE - FEMELLE			MASCHIO - MALE - STECKER - MALE		
				COD. F	Weight (g)	Packaging (pcs.)	COD. M	Weight (g)	Packaging (pcs.)
50	107	BSP 1"	DIN 3852-2-X	PLSX.2525.112	1420	11	PLSX.2525.113	979	20
50	107	NPT 1"	ANSI B1.20.3	PLSX.2525.012	1440	11	PLSX.2525.013	990	20
55	107	BSP 1 1/4"	DIN 3852-2-X	PLSX.2531.112	1321	11	PLSX.2531.113	1059	20
55	109	NPT 1 1/4"	ANSI B1.20.3	PLSX.2531.012	1336	11	PLSX.2531.013	1096	20

PLSX DN50 - BG 8 - ISO 50





F	STANDARD	FEMMINA - FEMALE - MUFFE - FEMELLE			MASCHIO - MALE - STECKER - MALE		
		COD. F	Weight (g)	Packaging (pcs.)	COD. M	Weight (g)	Packaging (pcs.)
BSP 1 1/2"	DIN 3852-2-X	PLSX.5039.112	5660	4	PLSX.5939.113	2070	8
NPT 1 1/2"	ANSI B1.20.3	PLSX.5039.012	5680	4	PLSX.5039.013	2090	8
BSP 2"	DIN 3852-2-X	PLSX.5051.112	5430	4	PLSX.5051.113	1850	8
NPT 2"	ANSI B1.20.3	PLSX.5051.012	5450	4	PLSX.5051.013	1870	8

PLASTIC CAPS

NOMINAL SIZE		FEMALE DUST PLUG				MALE DUST CAP				COLOR	MATERIAL			
DNP	BG	ISO	COD. F	Dimensions			Weight	COD. M	Dimensions			Weight		
				D	L	D1	(g)		D	L	D1	(g)		
06	1	6.3	SPLS.06002*	38	260	26	35	SPLS.06003*	28	260	26	25	●	PVC
10	2	10	SPLS.10002*	50	315	35	57	SPLS.10003*	32	315	35	30	●	PVC
13	3	12.5	SPLS.13002*	59	300	42	78	SPLS.13003*	42	300	42	43	●	PVC
20	4	19	SPLS.20002*	70	430	55	108	SPLS.20003*	50	430	55	58	●	PVC
25	5	25	SPLS.25002	79	390	60	130	SPLS.25003	56	390	60	68	●	PVC
50	8	50	SPLS.50002	120	315	100	230	SPLS.50003	85	360	80	220	●	PVC

*REALIZZATI SU RICHIESTA DEL CLIENTE
 *AVAILABLE ON REQUEST
 *AUF ANFRAGE LIEFERBAR
 *DISPONIBLES SUR DEMANDE



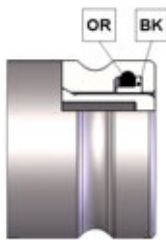
METAL CAPS

NOMINAL SIZE		FEMALE DUST PLUG				MALE DUST CAP				MATERIAL			
DNP	BG	ISO	COD. F	Dimensions			Weight	COD. M	Dimensions			Weight	
				D	L	D1	(g)		D	L	D1	(g)	
06	1	6.3	SPLS.06202*	35	260	26	35	SPLS.06203*	25	260	26	28	Aluminum
10	2	10	SPLS.10202*	50	315	35	106	SPLS.10203*	30	315	35	43	Aluminum
13	3	12.5	SPLS.13202*	55	300	42	116	SPLS.13203*	40	300	42	66	Aluminum
20	4	19	SPLS.20202*	70	430	55	190	SPLS.20203*	50	430	55	92	Aluminum
25	5	25	SPLS.25202*	75	390	60	205	SPLS.25203*	55	390	60	118	Aluminum

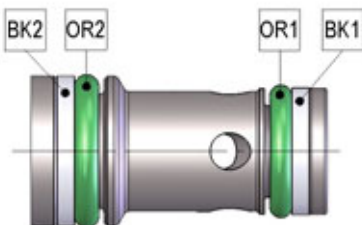
*REALIZZATI SU RICHIESTA DEL CLIENTE
 *AVAILABLE ON REQUEST
 *AUF ANFRAGE LIEFERBAR
 *DISPONIBLES SUR DEMANDE



SPARE PARTS



NOMINAL SIZE			MALE GASKET	
DNP	BG	ISO	OR (FKM)	BK (PTFE)
06	1	6.3	PLT.304.030 V	PLS.006.130
10	2	10	PLS.010.120 V	PLS.010.130
13	3	12.5	PLT.025.120 V	PLS.013.130
20	4	19	PVT.019.122 V	PLS.019.130
25	5	25	PLS.025.120 V	PLS.025.130
50	8	50	PVT.030.121 V	PLS.050.130



NOMINAL SIZE			FEMALE GASKET		FEMALE GASKET	
DNP	BG	ISO	OR1 (FKM)	BK1 (PTFE)	OR2 (FKM)	BK2 (PTFE)
06	1	6.3	PLS.006.210 V	PLS.006.132	PLS.006.121 V	PLS.006.131
10	2	10	PLS.010.210 V	PLS.010.132	PVS.306.030 V	PLS.010.131
13	3	12.5	PBV.004.120 V	PLS.013.132	PBV.006.120 V	PLS.013.131
20	4	19	VVT.013.120 V	PLS.019.132	PLK.025.121 V	PLS.019.131
25	5	25	PLS.025.210 V	PLS.025.132	PVT.019.122 V	PLS.025.131

FLAT FACE/SCREW

VITE VALVOLA PIANA/ACCIAIO
 FLAT FACE SCREW COUPLINGS/STEEL
 FLACHDICHTENDE SCHRAUBKUPPLUNGEN/STAHL
 COUPLEURS FACE PLANE À VISSER/ACIER



Caratteristiche tecniche I

- Intercambiabilità: disegno esclusivo Dnp
- Occlusione: faccia piana
- Aggancio: a vite
- Materiale: acciaio
- Finitura: Zn-Fe (Cr III) e Zn-Ni
- Filettature: BSP - NPT - SAE - METRICHE
- Guarnizioni standard: NBR e PU
- Temperatura d'esercizio: -25 °C +100 °C
- Guarnizioni opzionali: FKM, EPDM o altro
- Pressioni di esercizio: 300-400 bar
- Connessione in pressione: consentita (lato maschio o lato femmina)

Technical data E

- Interchange: exclusive Dnp profile
- Occlusion: flat face
- Locking: screw
- Material: steel
- Finishing: Zn-Fe (Cr III) and Zn-Ni
- Threads: BSP - NPT - SAE - METRIC
- Standard seals: NBR and PU
- Working temperature: -25 °C +100 °C
- Optional seals: FKM, EPDM or more
- Working pressure: 300-400 bar
- Connection under pressure: allowed (both male or female side)

Nominal size	Max working pressure	Rated flow	Max flow rate	Min burst pressure			Fluid spillage			
				Male	Female	Coupled				
DNP	BG	ISO	mm	MPa	l/min	l/min	MPa	MPa	MPa	cc
06	1	6.3	6	40	12	24	190	190	190	0.008
13	2	10	8.6	35	23	46	140	170	140	0.010
20	3	12.5	10.7	35	45	90	140	160	140	0.012
22	4A	16	12.8	35	74	150	130	130	130	0.015
25	4	19	14.8	35	100	200	130	140	130	0.020
30	5	25	17.6	35	189	280	130	130	130	0.030
35	6	31.5	26	35	288	480	140	130	140	0.040
39	7	40	30	30	379	700	130	120	130	0.050
50	8	50	40.6	30	757	1000	150	120	140	0.100

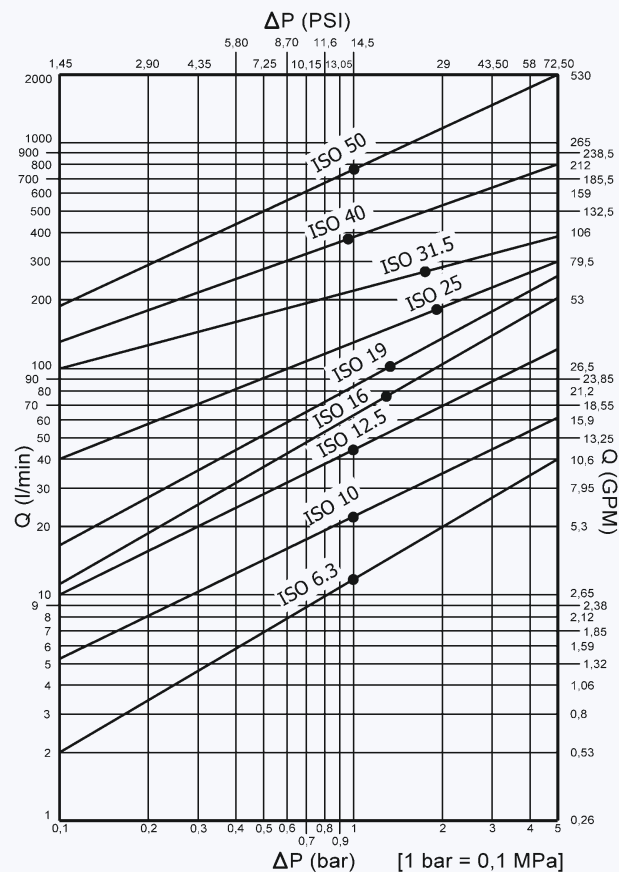
1 MPa = 145.04 psi • 1 l = 0.264 gal

Technische Merkmale D

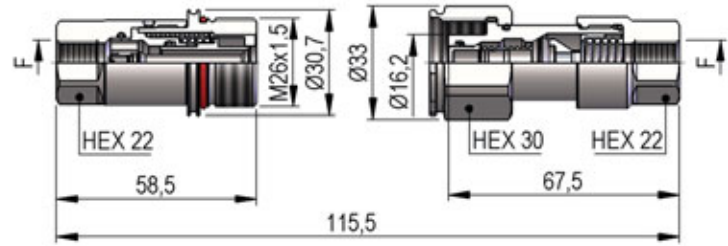
- Austauschbarkeit: laut exclusive Dnp Zeichnung
- Verschluss: flachdichtend
- Kupplung: Schraubweise
- Werkstoff: Stahl
- Ausführung: Zn-Fe (Cr III) und Zn-Ni
- Gewinde: BSP - NPT - SAE - METRISCHE
- Standard-Dichtungen: NBR und PU
- Betriebstemperatur: -25 °C +100 °C
- Dichtungen nach Wahl: FKM, EPDM, usw.
- Betriebsdruck: 300-400 bar
- Kuppeln unter Druck: erlaubt (Steckerseite oder Muffeseite)

Caracteristiques techniques F

- Intercambiabilità: projet exclusif Dnp
- Obturation: clapet plat
- Accrochage: a vissé
- Matériel: acier
- Traitement: Zn-Fe (Cr III) et Zn-Ni
- Taraudage: BSP - NPT - SAE - METRIQUES
- Joints standard: NBR et PU
- Température de service: -25 °C +100 °C
- Joints facultatifs: FKM, EPDM, ect.
- Pression de service: 300-400 bar
- Connexion sous pression: possible (côté male ou femelle)

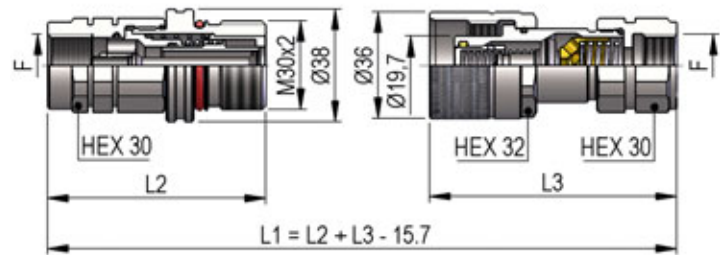


PVT4 DN06 - BG 1 - ISO 6.3



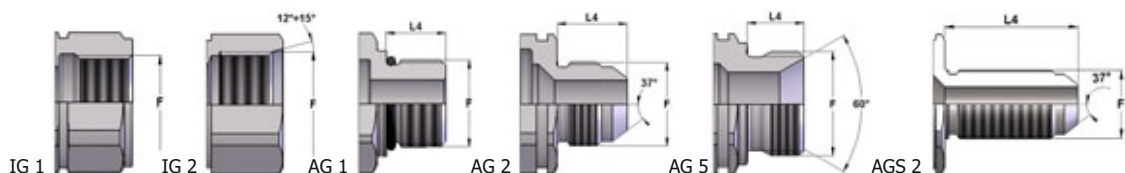
THREADS	F	STANDARD	FEMMINA - FEMALE - MUFFE - FEMELLE			MASCIO - MALE - STECKER - MALE		
			COD. F	Weight (g)	Packaging (pcs.)	COD. M	Weight (g)	Packaging (pcs.)
IG 1	BSP 1/4"	DIN 3852-2-X	PVT4.0606.112	166	55	PVT4.0606.113	198	60
	NPT 1/4"	ANSI B1.20.3	PVT4.0606.012	167	55	PVT4.0606.013	199	60
IG 2	9/16"-18 UNF 2B	SAE J 1926-1	PVT4.0615.032	163	55	PVT4.0615.033	196	60

PVT4 DN13 - BG 2 - ISO 10 (T)

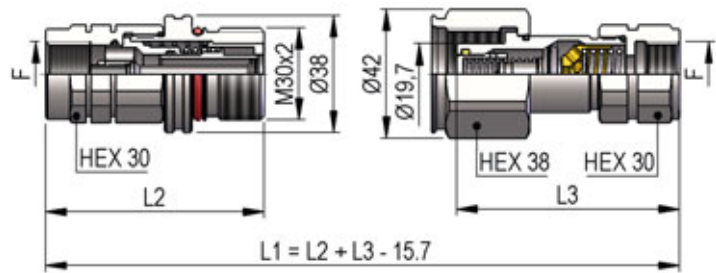


THREADS	L2	L3	L4	F	STANDARD	FEMMINA - FEMALE - MUFFE - FEMELLE			MASCIO - MALE - STECKER - MALE		
						COD. F	Weight (g)	Packaging (pcs.)	COD. M	Weight (g)	Packaging (pcs.)
IG 1	73.5	75		BSP 3/8"	DIN 3852-2-X	PVT4.1310.112	315	45	PVT4.1310.113	291	40
	73.5	78		NPT 3/8"	ANSI B1.20.3	PVT4.1310.012	317	45	PVT4.1310.013	317	40
	73.5	75		BSP 1/2"	DIN 3852-2-X	PVT4.1313.112	300	45	PVT4.1313.113	287	40
	73.5	78		NPT 1/2"	ANSI B1.20.3	PVT4.1313.012	303	45	PVT4.1313.013	301	40
	73.5	75		M14x1.5	ISO 6149-1	PVT4.1314.102	301	45	PVT4.1314.103	299	40
	73.5	75		M16x1.5	ISO 6149-1	PVT4.1316.102	318	45	PVT4.1316.103	294	40
	73.5	75		M18x1.5	ISO 6149-1	PVT4.1318.102	311	45	PVT4.1318.103	287	40
	73.5	75		M20x1.5	ISO 6149-1	PVT4.1320.102	315	45	PVT4.1320.103	291	40
IG 2	72	75		9/16"-18 UNF 2B	SAE J 1926-1	PVT4.1315.032	315	45	PVT4.1315.033	298	40
	73.5	75		3/4"-16 UNF 2B	SAE J 1926-1	PVT4.1319.032	307	45	PVT4.1319.033	293	40
	74.5	79		7/8"-14 UNF 2B	SAE J 1926-1	PVT4.1323.032	293	45	PVT4.1323.033	292	40
	74.5	78		M22x1.5	SAE J 2244/1	PVT4.1322.102	299	45	PVT4.1322.103	295	40
AG 1	73.5	75	13	M14x1.5	ISO 6149-2	PVT4.1314.222	287	45	PVT4.1314.223	267	40
	75	78	16	M20x1.5	ISO 6149-2	PVT4.1320.222	297	45	PVT4.1320.223	277	40
AG 2	77.1	76.5	14.1	9/16"-18 UNF 2A	SAE J 514	PVT4.1315.302	289	45	PVT4.1315.303	259	40
	79.7	78.7	16.7	3/4"-16 UNF 2A	SAE J 514	PVT4.1319.302	297	45	PVT4.1319.303	267	40
AGS 2	100.6	99.6	37.6	3/4"-16 UNF 2A	SAE J 514	PVT4.1319.502	321	45	PVT4.1319.503	295	40
	104.1	103.1	41.1	7/8"-14 UNF 2A	SAE J 514	PVT4.1323.502	330	45	PVT4.1323.503	310	40
AG 5	74	76.6	12	BSP 3/8"	DIN 3852-2-B	PVT4.1310.212	299	45	PVT4.1310.213	269	40
	75	79	13	BSP 1/2"	DIN 3852-2-B	PVT4.1313.212	309	45	PVT4.1313.213	277	40
	75	75	13	BSP 1/2"	BS B5200	PVT4.1313.702	289	45	PVT4.1313.703	269	40
	73	73	11	M16x1.5	DIN 3863-U	PVT4.1316.702	289	45	PVT4.1316.703	261	40
	78	78	16	M20x1.5	DIN 3863-U	PVT4.1320.702	293	45	PVT4.1320.703	273	40
	76	76	14	M22x1.5	DIN 3863-U	PVT4.1322.702	291	45	PVT4.1322.703	271	40

THREADS

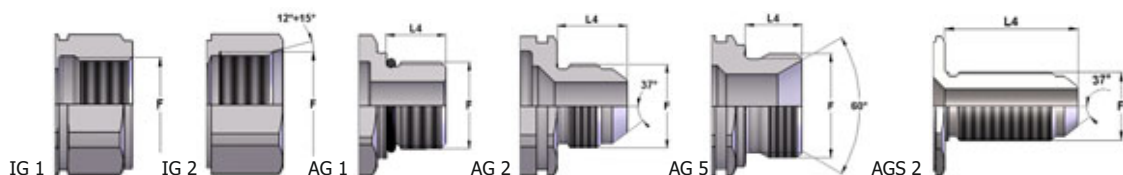


PVT4 DN13 - BG 2 - ISO 10 (E)

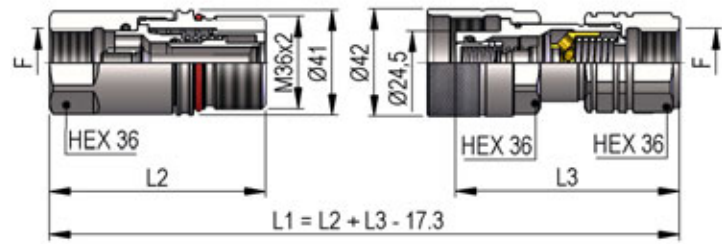


THREADS	L2	L3	L4	F	STANDARD	FEMMINA - FEMALE - MUFFE - FEMELLE			MASCHIO - MALE - STECKER - MALE		
						COD. F	Weight (g)	Packaging (pcs.)	COD. M	Weight (g)	Packaging (pcs.)
IG 1	73.5	75		BSP 3/8"	DIN 3852-2-X	PVT4.1310.112	315	45	PVT4.1310.113 E	340	33
	73.5	78		NPT 3/8"	ANSI B1.20.3	PVT4.1310.012	317	45	PVT4.1310.013 E	366	33
	73.5	75		BSP 1/2"	DIN 3852-2-X	PVT4.1313.112	300	45	PVT4.1313.113 E	336	33
	73.5	78		NPT 1/2"	ANSI B1.20.3	PVT4.1313.012	303	45	PVT4.1313.013 E	350	33
	73.5	75		M14x1.5	ISO 6149-1	PVT4.1314.102	301	45	PVT4.1314.103 E	348	33
	73.5	75		M16x1.5	ISO 6149-1	PVT4.1316.102	318	45	PVT4.1316.103 E	343	33
	73.5	75		M18x1.5	ISO 6149-1	PVT4.1318.102	311	45	PVT4.1318.103 E	336	33
	73.5	75		M20x1.5	ISO 6149-1	PVT4.1320.102	315	45	PVT4.1320.103 E	340	33
IG 2	72	75		9/16"-18 UNF 2B	SAE J 1926-1	PVT4.1315.032	315	45	PVT4.1315.033 E	347	33
	73.5	75		3/4"-16 UNF 2B	SAE J 1926-1	PVT4.1319.032	307	45	PVT4.1319.033 E	342	33
	74.5	79		7/8"-14 UNF 2B	SAE J 1926-1	PVT4.1323.032	293	45	PVT4.1323.033 E	341	33
	74.5	75		M22x1.5	SAE J 2244/1	PVT4.1322.102	299	45	PVT4.1322.103 E	344	33
AG 1	73.5	75	13	M14x1.5	ISO 6149-2	PVT4.1314.222	287	45	PVT4.1314.223 E	316	33
	75	78	16	M20x1.5	ISO 6149-2	PVT4.1320.222	297	45	PVT4.1320.223 E	326	33
AG 2	77.1	76.5	14.1	9/16"-18 UNF 2A	SAE J 514	PVT4.1315.302	289	45	PVT4.1315.303 E	308	33
	79.7	78.7	16.7	3/4"-16 UNF 2A	SAE J 514	PVT4.1319.302	297	45	PVT4.1319.303 E	316	33
AGS 2	100.6	99.6	37.6	3/4"-16 UNF 2A	SAE J 514	PVT4.1319.502	321	45	PVT4.1319.503 E	344	33
	104.1	103.1	41.1	7/8"-14 UNF 2A	SAE J 514	PVT4.1323.502	330	45	PVT4.1323.503 E	359	33
AG 5	74	76.6	12	BSP 3/8"	DIN 3852-2-B	PVT4.1310.212	299	45	PVT4.1310.213 E	318	33
	75	79	13	BSP 1/2"	DIN 3852-2-B	PVT4.1313.212	309	45	PVT4.1313.213 E	326	33
	75	75	13	BSP 1/2"	BS B5200	PVT4.1313.702	289	45	PVT4.1313.703 E	318	33
	73	73	11	M16x1.5	DIN 3863-U	PVT4.1316.702	289	45	PVT4.1316.703 E	310	33
	78	78	16	M20x1.5	DIN 3863-U	PVT4.1320.702	293	45	PVT4.1320.703 E	322	33
	76	76	14	M22x1.5	DIN 3863-U	PVT4.1322.702	291	45	PVT4.1322.703 E	320	33

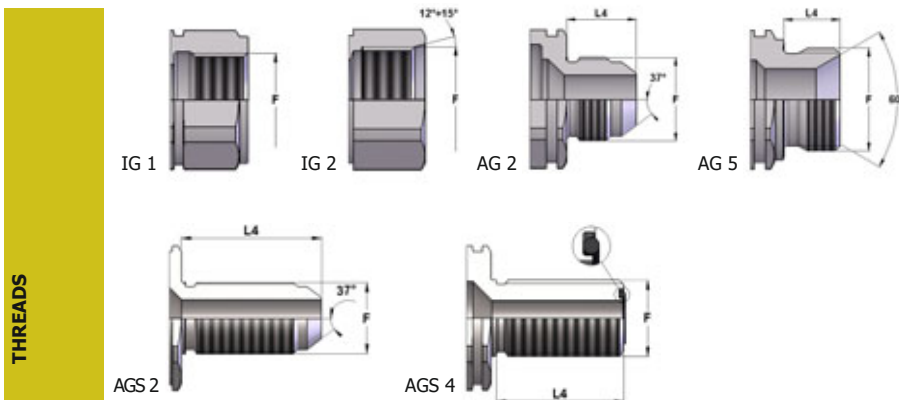
THREADS



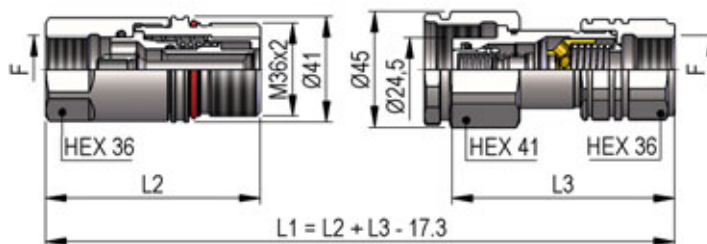
PVT4 DN20 - BG 3 - ISO 12.5 (T)



THREADS	L2	L3	L4	F	STANDARD	FEMMINA - FEMALE - MUFFE - FEMELLE			MASCHIO - MALE - STECKER - MALE		
						COD. F	Weight (g)	Packaging (pcs.)	COD. M	Weight (g)	Packaging (pcs.)
IG 1	83.5	84.5		BSP 1/2"	DIN 3852-2-X	PVT4.2013.112	537	30	PVT4.2013.113	493	30
	83.5	86		NPT 1/2"	ANSI B1.20.3	PVT4.2013.012	540	30	PVT4.2013.013	506	30
	83.5	86.5		BSP 3/4"	DIN 3852-2-X	PVT4.2019.112	506	30	PVT4.2019.113	473	30
	83.5	86		NPT 3/4"	ANSI B1.20.3	PVT4.2019.012	514	30	PVT4.2019.013	478	30
	82.5	82.5		M18x1.5	ISO 6149-1	PVT4.2018.102	542	30	PVT4.2018.103	492	30
	82.5	82		M22x1.5	ISO 6149-1	PVT4.2022.102	525	30	PVT4.2022.103	475	30
	83.5	86		M26x1.5	ISO 6149-1	PVT4.2026.102	504	30	PVT4.2026.103	472	30
	83.5	86		M30x1.5	ISO 6149-1	PVT4.2030.102	477	30	PVT4.2030.103	445	30
IG 2	79.5	82		3/4"-16 UNF 2B	SAE J 1926-1	PVT4.2019.032	515	30	PVT4.2019.033	485	30
	81.5	86		7/8"-14 UNF 2B	SAE J 1926-1	PVT4.2023.032	520	30	PVT4.2023.033	497	30
	83.5	86		1"1/16-12 UN 2B	SAE J 1926-1	PVT4.2027.032	500	30	PVT4.2027.033	467	30
AG 2	87.2	87.7	16.7	3/4"-16 UNF 2A	SAE J 514	PVT4.2019.302	463	30	PVT4.2019.303	439	30
	89.8	90.3	19.3	7/8"-14 UNF 2A	SAE J 514	PVT4.2023.302	473	30	PVT4.2023.303	448	30
	92.5	93	22	1"1/16-12 UN 2A	SAE J 514	PVT4.2027.302	496	30	PVT4.2027.303	463	30
AGS 2	108.1	108.6	37.6	3/4"-16 UNF 2A	SAE J 514	PVT4.2019.502	502	30	PVT4.2019.503	478	30
	111.6	112.1	41.1	7/8"-14 UNF 2A	SAE J 514	PVT4.2023.502	518	30	PVT4.2023.503	482	30
	115.9	116.4	45.4	1"1/16-12 UN 2A	SAE J 514	PVT4.2027.502	552	30	PVT4.2027.503	515	30
AG 5	89.5	90	16	BSP 3/4"	DIN 3852-2-A	PVT4.2019.712	500	30	PVT4.2019.713	464	30
AGS 4	109	109.5	38.5	1"-14 UNS 2A	SAE J 1453	PVT4.2025.532	547	30	PVT4.2025.533	514	30
	110.5	111	40	1"3/16-12 UN 2A	SAE J 1453	PVT4.2030.532	589	30	PVT4.2030.533	558	30

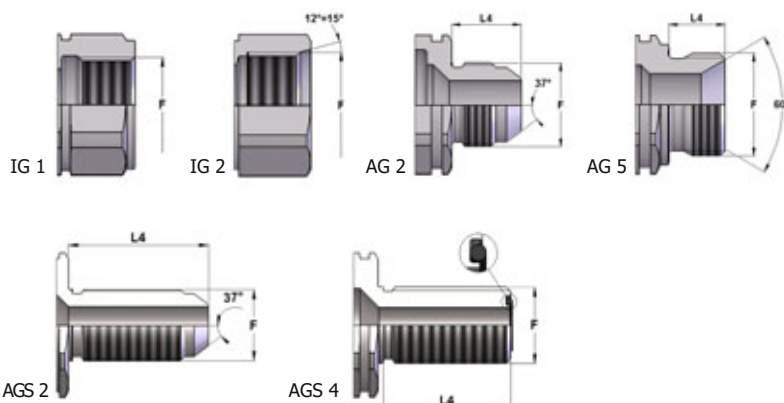


PVT4 DN20 - BG 3 - ISO 12.5 (E)

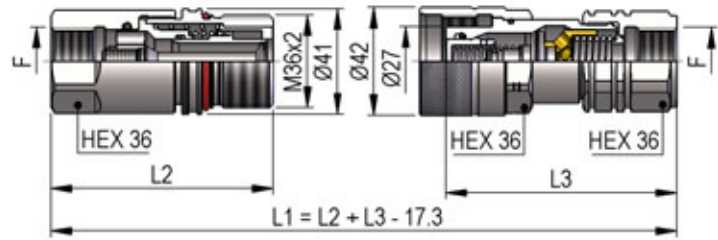


THREADS	L2	L3	L4	F	STANDARD	FEMMINA - FEMALE - MUFFE - FEMELLE			MASCHIO - MALE - STECKER - MALE		
						COD. F	Weight (g)	Packaging (pcs.)	COD. M	Weight (g)	Packaging (pcs.)
IG 1	83.5	84.5		BSP 1/2"	DIN 3852-2-X	PVT4.2013.112	537	30	PVT4.2013.113 E	503	30
	83.5	86		NPT 1/2"	ANSI B1.20.3	PVT4.2013.012	540	30	PVT4.2013.013 E	516	30
	83.5	86.5		BSP 3/4"	DIN 3852-2-X	PVT4.2019.112	506	30	PVT4.2019.113 E	483	30
	83.5	86		NPT 3/4"	ANSI B1.20.3	PVT4.2019.012	514	30	PVT4.2019.013 E	489	30
	82.5	82.5		M18x1.5	ISO 6149-1	PVT4.2018.102	542	30	PVT4.2018.103 E	502	30
	82.5	82		M22x1.5	ISO 6149-1	PVT4.2022.102	525	30	PVT4.2022.103 E	485	30
	83.5	86		M26x1.5	ISO 6149-1	PVT4.2026.102	504	30	PVT4.2026.103 E	482	30
	83.5	86		M30x1.5	ISO 6149-1	PVT4.2030.102	477	30	PVT4.2030.103 E	455	30
IG 2	79.5	82		3/4"-16 UNF 2B	SAE J 1926-1	PVT4.2019.032	515	30	PVT4.2019.033 E	495	30
	81.5	86		7/8"-14 UNF 2B	SAE J 1926-1	PVT4.2023.032	520	30	PVT4.2023.033 E	507	30
	83.5	86		1"1/16-12 UN 2B	SAE J 1926-1	PVT4.2027.032	500	30	PVT4.2027.033 E	477	30
AG 2	87.2	87.7	16.7	3/4"-16 UNF 2A	SAE J 514	PVT4.2019.302	463	30	PVT4.2019.303 E	449	30
	89.8	90.3	19.3	7/8"-14 UNF 2A	SAE J 514	PVT4.2023.302	473	30	PVT4.2023.303 E	458	30
	92.5	93	22	1"1/16-12 UN 2A	SAE J 514	PVT4.2027.302	496	30	PVT4.2027.303 E	474	30
AGS 2	108.1	108.6	37.6	3/4"-16 UNF 2A	SAE J 514	PVT4.2019.502	502	30	PVT4.2019.503 E	488	30
	111.6	112.1	41.1	7/8"-14 UNF 2A	SAE J 514	PVT4.2023.502	518	30	PVT4.2023.503 E	492	30
	115.9	116.4	45.4	1"1/16-12 UN 2A	SAE J 514	PVT4.2027.502	552	30	PVT4.2027.503 E	525	30
AG 5	89.5	90	16	BSP 3/4"	DIN 3852-2-A	PVT4.2019.712	500	30	PVT4.2019.713 E	474	30
AGS 4	109	109.5	38.5	1"-14 UNS 2A	SAE J 1453	PVT4.2025.532	547	30	PVT4.2025.533 E	524	30
	110.5	111	40	1"3/16-12 UN 2A	SAE J 1453	PVT4.2030.532	589	30	PVT4.2030.533 E	568	30

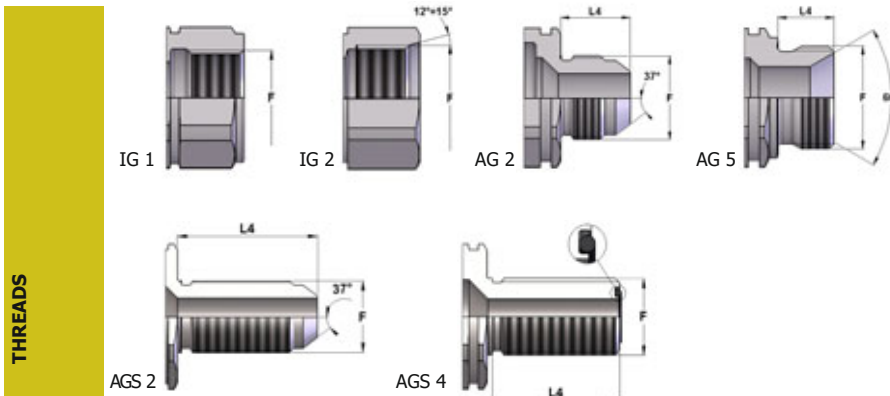
THREADS



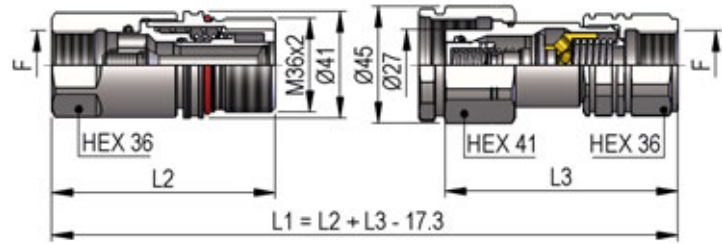
PVT4 DN22 - BG 4A - ISO 16 (T)



THREADS	L2	L3	L4	F	STANDARD	FEMMINA - FEMALE - MUFFE - FEMELLE			MASCHIO - MALE - STECKER - MALE		
						COD. F	Weight (g)	Packaging (pcs.)	COD. M	Weight (g)	Packaging (pcs.)
IG 1	86	87.5		BSP 1/2"	DIN 3852-2-X	PVT4.2213.112	528	30	PVT4.2213.113	502	30
	86	89		NPT 1/2"	ANSI B1.20.3	PVT4.2213.012	531	30	PVT4.2213.013	515	30
	86	89.5		BSP 3/4"	DIN 3852-2-X	PVT4.2219.112	497	30	PVT4.2219.113	482	30
	86	89		NPT 3/4"	ANSI B1.20.3	PVT4.2219.012	505	30	PVT4.2219.013	488	30
	85	85.5		M18x1.5	ISO 6149-1	PVT4.2218.102	533	30	PVT4.2218.103	501	30
	85	85		M22x1.5	ISO 6149-1	PVT4.2222.102	516	30	PVT4.2222.103	484	30
	86	89		M26x1.5	ISO 6149-1	PVT4.2226.102	495	30	PVT4.2226.103	481	30
	86	89		M30x1.5	ISO 6149-1	PVT4.2230.102	469	30	PVT4.2230.103	455	30
IG 2	82	85		3/4"-16 UNF 2B	SAE J 1926-1	PVT4.2219.032	506	30	PVT4.2219.033	494	30
	84	89		7/8"-14 UNF 2B	SAE J 1926-1	PVT4.2223.032	511	30	PVT4.2223.033	506	30
	86	89		1"1/16-12 UN 2B	SAE J 1926-1	PVT4.2227.032	491	30	PVT4.2227.033	477	30
AG 2	89.7	90.7	16.7	3/4"-16 UNF 2A	SAE J 514	PVT4.2219.302	454	30	PVT4.2219.303	449	30
	92.3	93.3	19.3	7/8"-14 UNF 2A	SAE J 514	PVT4.2223.302	464	30	PVT4.2223.303	457	30
	95	96	22	1"1/16-12 UN 2A	SAE J 514	PVT4.2227.302	487	30	PVT4.2227.303	473	30
AGS 2	110.6	111.6	37.6	3/4"-16 UNF 2A	SAE J 514	PVT4.2219.502	493	30	PVT4.2219.503	488	30
	114.1	115.1	41.1	7/8"-14 UNF 2A	SAE J 514	PVT4.2223.502	509	30	PVT4.2223.503	492	30
	118.4	119.4	45.4	1"1/16-12 UN 2A	SAE J 514	PVT4.2227.502	543	30	PVT4.2227.503	525	30
AG 5	92	93	16	BSP 3/4"	DIN 3852-2-A	PVT4.2219.712	492	30	PVT4.2219.713	474	30
AGS 4	111.5	112.5	38.5	1"-14 UNS 2A	SAE J 1453	PVT4.2225.532	538	30	PVT4.2225.533	524	30
	113	114	40	1"3/16-12 UN 2A	SAE J 1453	PVT4.2230.532	580	30	PVT4.2230.533	567	30

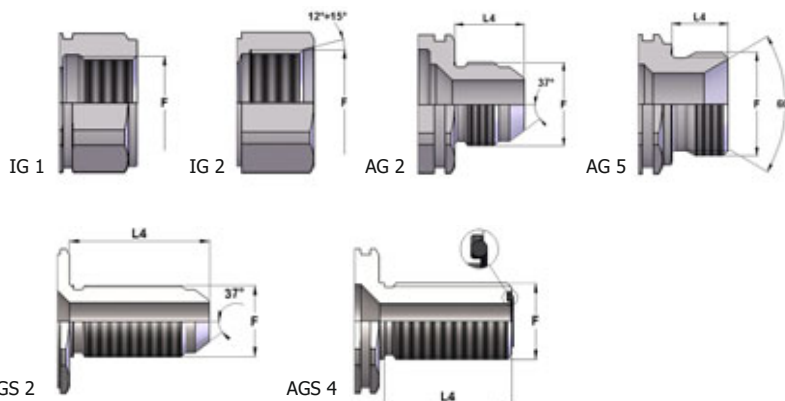


PVT4 DN22 - BG 4A - ISO 16 (E)

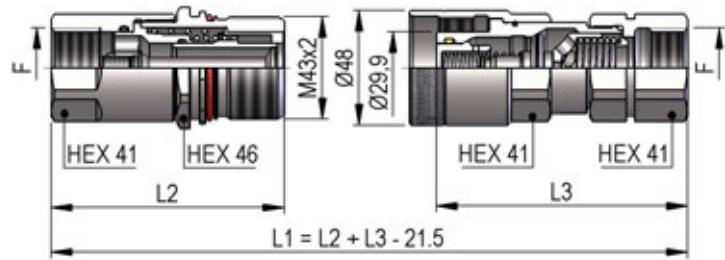


THREADS	L2	L3	L4	F	STANDARD	FEMMINA - FEMALE - MUFFE - FEMELLE			MASCHIO - MALE - STECKER - MALE		
						COD. F	Weight (g)	Packaging (pcs.)	COD. M	Weight (g)	Packaging (pcs.)
IG 1	86	87.5		BSP 1/2"	DIN 3852-2-X	PVT4.2213.112	528	30	PVT4.2213.113 E	520	30
	86	89		NPT 1/2"	ANSI B1.20.3	PVT4.2213.012	531	30	PVT4.2213.013 E	533	30
	86	89.5		BSP 3/4"	DIN 3852-2-X	PVT4.2219.112	497	30	PVT4.2219.113 E	500	30
	86	89		NPT 3/4"	ANSI B1.20.3	PVT4.2219.012	505	30	PVT4.2219.013 E	506	30
	85	85.5		M18x1.5	ISO 6149-1	PVT4.2218.102	533	30	PVT4.2218.103 E	519	30
	85	85		M22x1.5	ISO 6149-1	PVT4.2222.102	516	30	PVT4.2222.103 E	502	30
	86	89		M26x1.5	ISO 6149-1	PVT4.2226.102	495	30	PVT4.2226.103 E	499	30
	86	89		M30x1.5	ISO 6149-1	PVT4.2230.102	469	30	PVT4.2230.103 E	473	30
IG 2	82	85		3/4"-16 UNF 2B	SAE J 1926-1	PVT4.2219.032	506	30	PVT4.2219.033 E	512	30
	84	89		7/8"-14 UNF 2B	SAE J 1926-1	PVT4.2223.032	511	30	PVT4.2223.033 E	525	30
	86	89		1"1/16-12 UN 2B	SAE J 1926-1	PVT4.2227.032	491	30	PVT4.2227.033 E	495	30
AG 2	89.7	90.7	16.7	3/4"-16 UNF 2A	SAE J 514	PVT4.2219.302	454	30	PVT4.2219.303 E	467	30
	92.3	93.3	19.3	7/8"-14 UNF 2A	SAE J 514	PVT4.2223.302	464	30	PVT4.2223.303 E	476	30
	95	96	22	1"1/16-12 UN 2A	SAE J 514	PVT4.2227.302	487	30	PVT4.2227.303 E	491	30
AGS 2	110.6	111.6	37.6	3/4"-16 UNF 2A	SAE J 514	PVT4.2219.502	493	30	PVT4.2219.503 E	506	30
	114.1	115.1	41.1	7/8"-14 UNF 2A	SAE J 514	PVT4.2223.502	509	30	PVT4.2223.503 E	510	30
	118.4	119.4	45.4	1"1/16-12 UN 2A	SAE J 514	PVT4.2227.502	543	30	PVT4.2227.503 E	543	30
AG 5	92	93	16	BSP 3/4"	DIN 3852-2-A	PVT4.2219.712	492	30	PVT4.2219.713 E	492	30
AGS 4	111.5	112.5	38.5	1"-14 UNS 2A	SAE J 1453	PVT4.2225.532	538	30	PVT4.2225.533 E	542	30
	113	114	40	1"3/16-12 UN 2A	SAE J 1453	PVT4.2230.532	580	30	PVT4.2230.533 E	586	30

THREADS

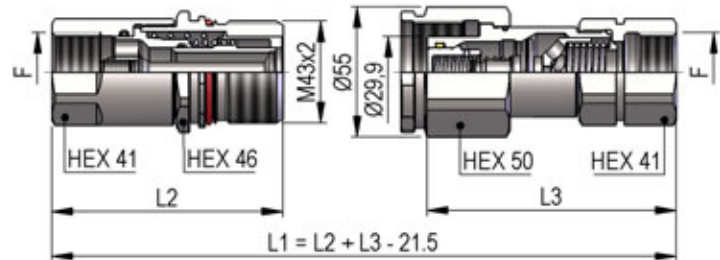


PVT4 DN25 - BG 4 - ISO 19 (T)



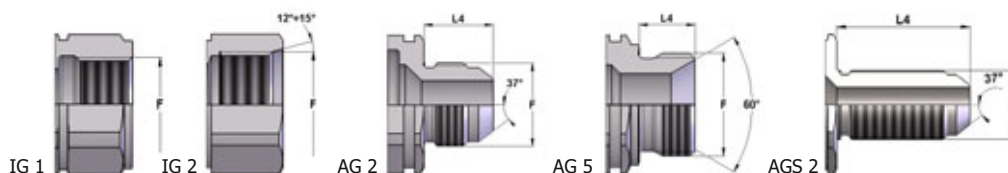
THREADS	L2	L3	L4	F	STANDARD	FEMMINA - FEMALE - MUFFE - FEMELLE			MASCHIO - MALE - STECKER - MALE		
						COD. F	Weight (g)	Packaging (pcs.)	COD. M	Weight (g)	Packaging (pcs.)
IG 1	94.5	105		BSP 3/4"	DIN 3852-2-X	PVT4.2519.112	740	23	PVT4.2519.113	751	24
	94.5	105		NPT 3/4"	ANSI B1.20.3	PVT4.2519.012	745	23	PVT4.2519.013	758	24
	97.5	105		BSP 1"	DIN 3852-2-X	PVT4.2525.112	711	23	PVT4.2525.113	688	24
	97.5	105		NPT 1"	ANSI B1.20.3	PVT4.2525.012	717	23	PVT4.2525.013	700	24
	97.5	105		M30x1.5	ISO 6149-1	PVT4.2530.102	741	23	PVT4.2530.103	724	24
IG 2	95	105		1"1/16-12 UN 2B	SAE J 1926-1	PVT4.2527.032	748	23	PVT4.2527.033	745	24
	95	105		1"5/16-12 UN 2B	SAE J 1926-1	PVT4.2533.032	689	23	PVT4.2533.033	687	24
AG 2	97.1	109.1	23.1	1"5/16-12 UN 2A	SAE J 514	PVT4.2533.302	754	23	PVT4.2533.303	686	24
AGS 2	119.4	131.4	45.4	1"5/16-12 UN 2A	SAE J 514	PVT4.2533.502	812	23	PVT4.2533.503	783	24
AG 5	95	107	18	BSP 1"	DIN 3852-2-B	PVT4.2525.212	750	23	PVT4.2525.213	694	24
	95	103	17	BSP 1"	BS B5200	PVT4.2525.702	673	23	PVT4.2525.703	671	24
	95	105	16	BSP 3/4"	DIN 3852-2-A	PVT4.2519.712	729	23	PVT4.2519.713	670	24
	97	107	18	BSP 1"	DIN 3852-2-A	PVT4.2525.712	697	23	PVT4.2525.713	696	24

PVT4 DN25 - BG 4 - ISO 19 (E)

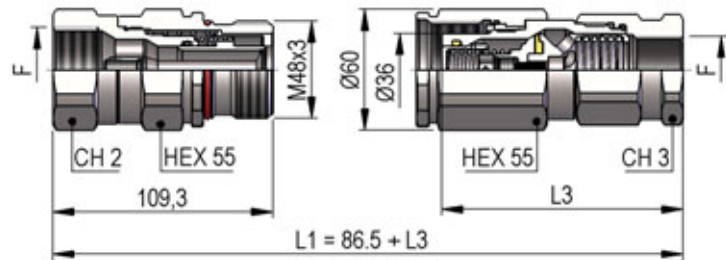


THREADS	L2	L3	L4	F	STANDARD	FEMMINA - FEMALE - MUFFE - FEMELLE			MASCHIO - MALE - STECKER - MALE		
						COD. F	Weight (g)	Packaging (pcs.)	COD. M	Weight (g)	Packaging (pcs.)
IG 1	94.5	105		BSP 3/4"	DIN 3852-2-X	PVT4.2519.112	740	23	PVT4.2519.113 E	859	20
	94.5	105		NPT 3/4"	ANSI B1.20.3	PVT4.2519.012	745	23	PVT4.2519.013 E	866	20
	97.5	105		BSP 1"	DIN 3852-2-X	PVT4.2525.112	711	23	PVT4.2525.113 E	782	20
	97.5	105		NPT 1"	ANSI B1.20.3	PVT4.2525.012	717	23	PVT4.2525.013 E	808	20
	97.5	105		M30x1.5	ISO 6149-1	PVT4.2530.102	741	23	PVT4.2530.103 E	832	20
IG 2	95	105		1"1/16-12 UN 2B	SAE J 1926-1	PVT4.2527.032	748	23	PVT4.2527.033 E	853	20
	95	105		1"5/16-12 UN 2B	SAE J 1926-1	PVT4.2533.032	689	23	PVT4.2533.033 E	794	20
AG 2	97.1	109.1	23.1	1"5/16-12 UN 2A	SAE J 514	PVT4.2533.302	754	23	PVT4.2533.303 E	780	20
AGS 2	119.4	131.4	45.4	1"5/16-12 UN 2A	SAE J 514	PVT4.2533.502	812	23	PVT4.2533.503 E	891	20
AG 5	95	107	18	BSP 1"	DIN 3852-2-B	PVT4.2525.212	750	23	PVT4.2525.213 E	802	20
	95	103	17	BSP 1"	BS B5200	PVT4.2525.702	673	23	PVT4.2525.703 E	779	20
	95	105	16	BSP 3/4"	DIN 3852-2-A	PVT4.2519.712	729	23	PVT4.2519.713 E	777	20
	97	107	18	BSP 1"	DIN 3852-2-A	PVT4.2525.712	697	23	PVT4.2525.713 E	803	20

THREADS

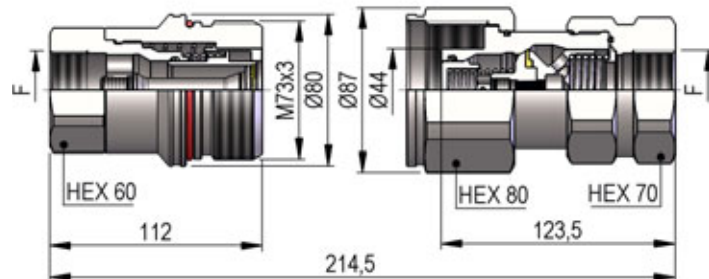


PVT4 DN30 - BG 5 - ISO 25



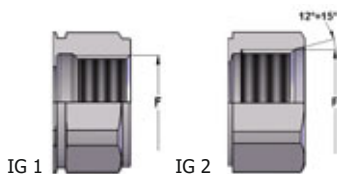
THREADS	CH2	CH3	L3	F	STANDARD	FEMMINA - FEMALE - MUFFE - FEMELLE			MASCHIO - MALE - STECKER - MALE		
						COD. F	Weight (g)	Packaging (pcs.)	COD. M	Weight (g)	Packaging (pcs.)
IG 1	50	50	120	BSP 1"	DIN 3852-2-X	PVT4.3025.112	1241	15	PVT4.3025.113	1362	12
	50	50	120	NPT 1"	ANSI B1.20.3	PVT4.3025.012	1256	15	PVT4.3025.013	1368	12
	55	55	120	BSP 1 1/4"	DIN 3852-2-X	PVT4.3031.112	1248	15	PVT4.3031.113	1432	12
	55	55	122	NPT 1 1/4"	ANSI B1.20.3	PVT4.3031.012	1265	15	PVT4.3031.013	1446	12
IG 2	50	50	120	1 5/16-12 UN 2B	SAE J 1926-1	PVT4.3033.032	1241	15	PVT4.3033.033	1351	12
	55	55	120	1 5/8-12 UN 2B	SAE J 1926-1	PVT4.3041.032	1246	15	PVT4.3041.033	1434	12

PVT4 DN35 - BG 6 - ISO 31.5

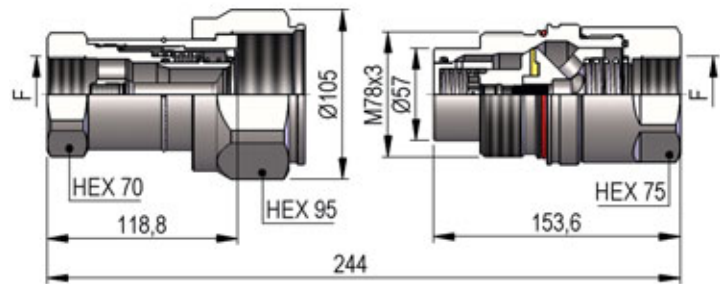


THREADS	F	STANDARD	FEMMINA - FEMALE - MUFFE - FEMELLE			MASCHIO - MALE - STECKER - MALE		
			COD. F	Weight (g)	Packaging (pcs.)	COD. M	Weight (g)	Packaging (pcs.)
IG 1	1 1/4"	DIN 3852-2-X	PVT4.3531.112	2305	8	PVT4.3531.113	2889	7
	1 1/4"	ANSI B1.20.3	PVT4.3531.012	2320	8	PVT4.3531.013	2906	7
IG 2	1 5/8-12 UN 2B	SAE J 1926-1	PVT4.3541.032	2305	8	PVT4.3541.033	2895	7

THREADS

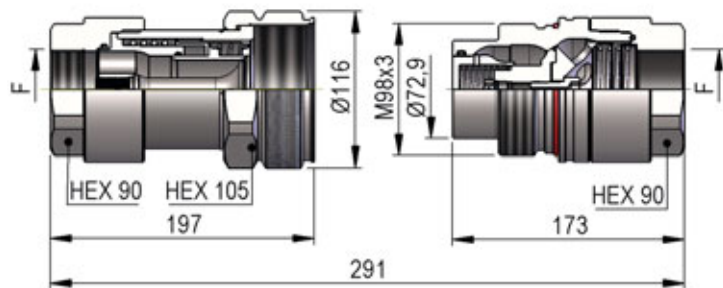


PVT4 DN39 - BG 7 - ISO 40

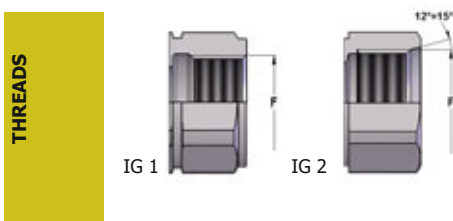


THREADS	F	STANDARD	FEMMINA - FEMALE - MUFFE - FEMELLE			MASCHIO - MALE - STECKER - MALE		
			COD. F	Weight (g)	Packaging (pcs.)	COD. M	Weight (g)	Packaging (pcs.)
IG 1	BSP 1"½	DIN 3852-2-X	PVT4.3939.112	3840	3	PVT4.3939.113	3760	5
	NPT 1"½	ANSI B1.20.3	PVT4.3939.012	3855	3	PVT4.3939.013	3790	5
IG 2	1"5/8-12 UN 2B	SAE J 1926-1	PVT4.3941.032	3910	3	PVT4.3941.033	3830	5
	1"7/8-12 UN 2B	SAE J 1926-1	PVT4.3947.032	3830	3	PVT4.3947.033	3750	5

PVT4 DN50 - BG 8 - ISO 50

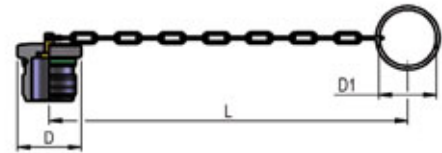
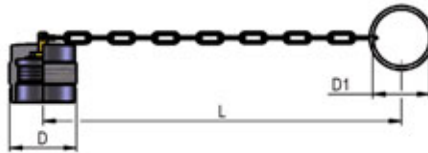


THREADS	F	STANDARD	FEMMINA - FEMALE - MUFFE - FEMELLE			MASCHIO - MALE - STECKER - MALE		
			COD. F	Weight (g)	Packaging (pcs.)	COD. M	Weight (g)	Packaging (pcs.)
IG 1	BSP 2"	DIN 3852-2-X	PVT4.5051.112	6910	3	PVT4.5051.113	6400	4
	NPT 2"	ANSI B1.20.3	PVT4.5051.012	6920	3	PVT4.5051.013	6480	4
	API 2"	API 5B	PVT4.5051.062	7425	3	PVT4.5051.063	6904	4
IG 2	2"1/2-12 UN 2B	SAE J 1926-1	PVT4.5063.032	6810	3	PVT4.5063.033	6330	4



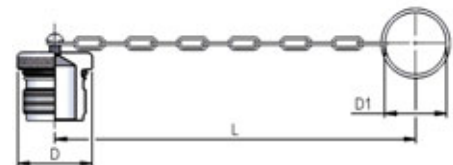
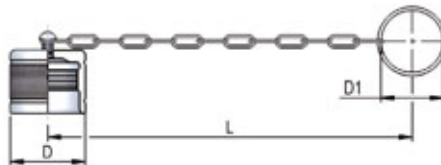
PLASTIC CAPS

NOMINAL SIZE			FEMALE DUST PLUG				MALE DUST CAP				COLOR	MATERIAL		
DNP	BG	ISO	COD. F	Dimensions			Weight (g)	COD. M	Dimensions			Weight (g)		
				D	L	D1			D	L	D1			
06	1	6.3	SPVT.06002	32	220	32	27	SPVT.06003	32	220	32	29	●	PVC
13	2	10	SPVT.13002	38	220	32	38	SPVT.13003	36	220	32	36	●	PVC
20	3	12.5	SPVT.20002	45	220	32	48	SPVT.20003	45	220	32	48	●	PVC
22	4A	16	SPVT.20002	45	220	32	48	SPVT.20003	45	220	32	48	●	PVC
25	4	19	SPVT.25002	53	290	47.5	72	SPVT.25003	48	290	47.5	74	●	PVC
30	5	25	SPVT.30002	60	438	47.5	94	SPVT.30003	60	438	47.5	91	●	PVC

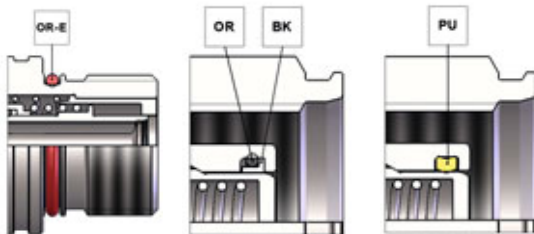


METAL CAPS

NOMINAL SIZE			FEMALE DUST PLUG				MALE DUST CAP				MATERIAL		
DNP	BG	ISO	COD. F	Dimensions			Weight (g)	COD. M	Dimensions			Weight (g)	
				D	L	D1			D	L	D1		
06	1	6.3	SPVT.06202	30	205	27	30	SPVT.06203	32	205	27	38	Aluminum
13	2	10	SPVT.13202	36	205	32	46	SPVT.13203	36	205	32	53	Aluminum
20	3	12.5	SPVV.13202	41.5	205	32	57	SPVV.13203	41.5	205	32	66	Aluminum
22	4A	16	SPVV.13202	41.5	205	32	57	SPVV.13203	41.5	205	32	66	Aluminum
25	4	19	SPVT.25202	49.5	275	47.5	84	SPVT.25203	48	275	47.5	115	Aluminum
30	5	25	SPVT.30202	54.5	275	47.5	91	SPVT.30203	58	275	47.5	113	Aluminum
35	6	31.5	SPVT.35202	79.5	275	47.5	179	SPVT.35203	87	275	47.5	353	Aluminum
39	7	40	SPVT.39202	90	275	47.5	269	SPVT.39203	90	275	47.5	380	Aluminum
50	8	50	SPVT.50202	110	275	47.5	521	SPVT.50203	110	275	47.5	541	Aluminum



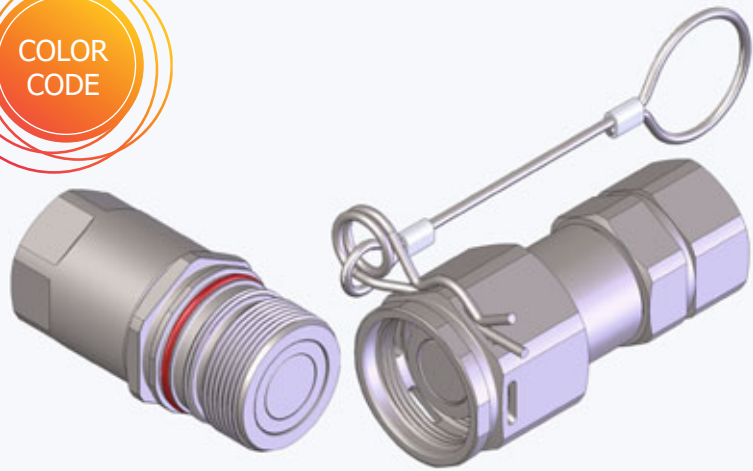
SPARE PARTS



NOMINAL SIZE			FEMALE GASKET	MALE GASKET	MALE GASKET	
DNP	BG	ISO	OR-E (SILICONE)	OR (NBR)	BK (PTFE)	PU (POLYURETHANE)
06	1	6.3	PLK.025.121 S	PLT.006.120	PLT.006.130	-
13	2	10	PLT.319.031 S	PLT.013.120	PLT.013.130	PLK.013.210
20	3	12.5	PVT.019.121 S	PLT.019.120	PLT.019.130	PVT.019.210
22	4A	16	PVT.019.121 S	PLT.022.120	PLT.022.130	PVT.022.210
25	4	19	PVT.025.121 S	PLT.025.120	PLT.025.130	PVT.025.210
30	5	25	PVT.030.121 S	PLT.031.120	PLT.031.130	PVT.030.210
35	6	31.5	PVT.035.121 S	PLS.025.120	PLT.035.130	-
39	7	40	PVT.039.121 S	PLT.039.120	PLT.039.130	-
50	8	50	PVT.050.121 S	PLK.050.120	PLK.050.130	-

FLAT FACE/SCREW

VITE VALVOLA PIANA/SICURA
FLAT FACE SCREW COUPLINGS/PIN LOCK
FLACHDICHTENDE SCHRAUBKUPPLUNGEN/SPLINT
COUPLEURS FACE PLANE À VISSER/GOUPILLE



Caratteristiche tecniche I

- Intercambiabilità: disegno esclusivo Dnp
- Occlusione: faccia piana
- Aggancio: a vite con sicura
- Materiale: acciaio
- Finitura: Zn-Fe (Cr III) e Zn-Ni
- Filettature: BSP - NPT - SAE - METRICHE
- Guarnizioni standard: NBR e PU
- Temperatura d'esercizio: -25 °C +100 °C
- Guarnizioni opzionali: FKM, EPDM o altro
- Pressioni di esercizio: 300-350 bar
- Connessione in pressione: consentita (lato maschio o lato femmina)

Technical data E

- Interchange: exclusive Dnp profile
- Occlusion: flat face
- Locking: screw with pin lock
- Material: steel
- Finishing: Zn-Fe (Cr III) and Zn-Ni
- Threads: BSP - NPT - SAE - METRIC
- Standard seals: NBR and PU
- Working temperature: -25 °C +100 °C
- Optional seals: FKM, EPDM or more
- Working pressure: 300-350 bar
- Connection under pressure: allowed (both male or female side)

Nominal size				Max working pressure	Rated flow	Max flow rate	Min burst pressure			Fluid spillage
DNP	BG	ISO	mm				Male	Female	Coupled	
13	2	10	8.6	35	23	46	140	170	140	0.010
20	3	12.5	10.7	35	45	90	140	160	140	0.012
22	4A	16	12.8	35	74	150	130	130	130	0.015
25	4	19	14.8	35	100	200	130	140	130	0.020
30	5	25	17.6	35	189	280	130	130	130	0.030
35	6	31.5	26	35	288	480	140	130	140	0.040
39	7	40	30	30	379	700	130	120	130	0.050
50	8	50	40.6	30	757	1000	150	120	140	0.100

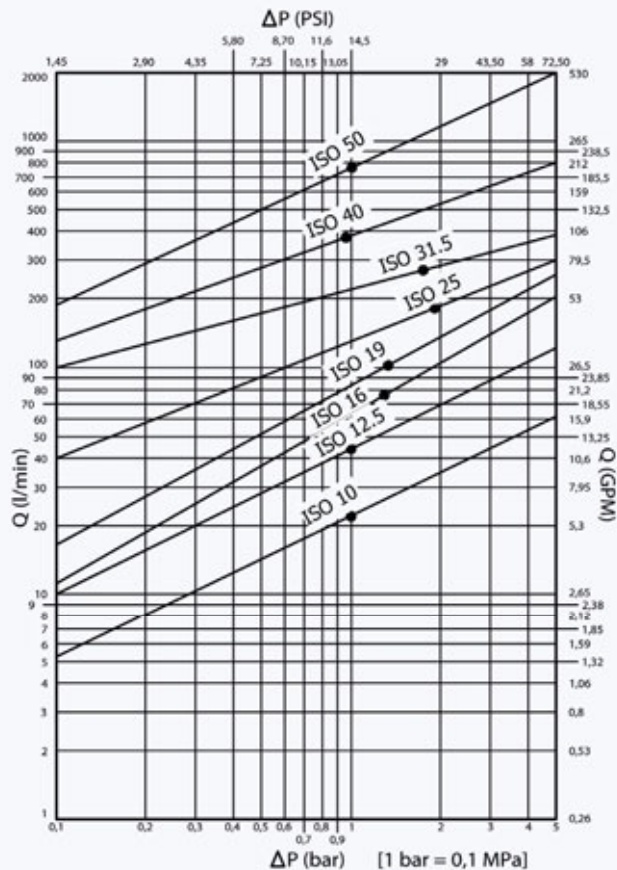
1 MPa = 145.04 psi • 1 l = 0.264 gal

Technische Merkmale D

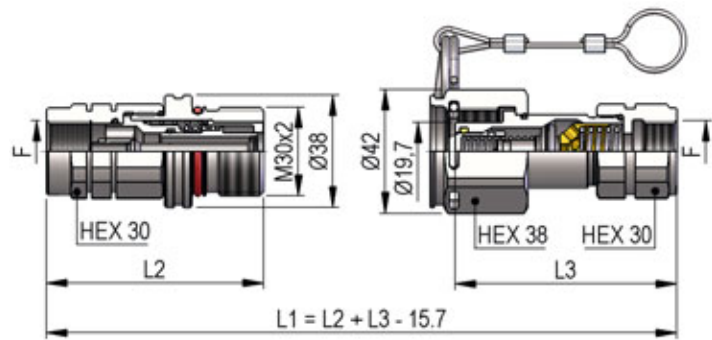
- Austauschbarkeit: laut exclusive Dnp Zeichnung
- Verschluss: flachdichtend
- Kupplung: Schraubweise mit splint
- Werkstoff: Stahl
- Ausführung: Zn-Fe (Cr III) und Zn-Ni
- Gewinde: BSP - NPT - SAE - METRISCHE
- Standard-Dichtungen: NBR und PU
- Betriebstemperatur: -25 °C +100 °C
- Dichtungen nach Wahl: FKM, EPDM, usw.
- Betriebsdruck: 300-350 bar
- Kuppeln unter Druck: erlaubt (Steckerseite oder Muffenseite)

Caracteristiques techniques F

- Intercambiabilità: projet exclusif Dnp
- Obturation: clapet plat
- Accrochage: a vissé avec goupille
- Matériel: acier
- Traitement: Zn-Fe (Cr III) et Zn-Ni
- Taraudage: BSP - NPT - SAE - METRIQUES
- Joints standard: NBR et PU
- Température de service: -25 °C +100 °C
- Joints facultatifs: FKM, EPDM, ect.
- Pression de service: 300-350 bar
- Connexion sous pression: possible (côté male ou femelle)

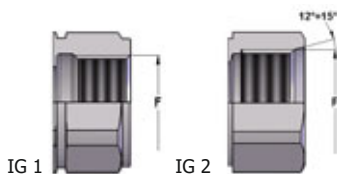


PVT4 CS DN13 - BG 2 - ISO 10

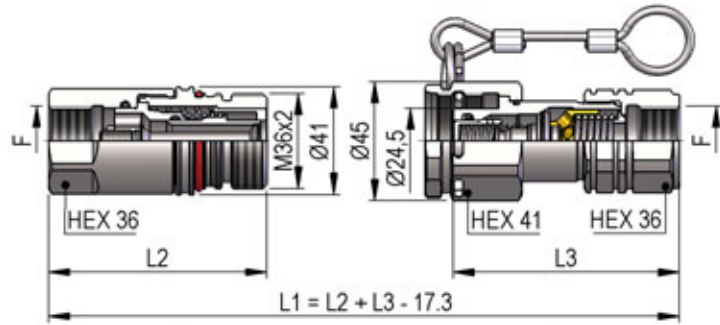


THREADS	L2	L3	F	STANDARD	FEMMINA - FEMALE - MUFFE - FEMELLE			MASCHIO - MALE - STECKER - MALE		
					COD. F	Weight (g)	Packaging (pcs.)	COD. M	Weight (g)	Packaging (pcs.)
IG 1	73.5	75	BSP 3/8"	DIN 3852-2-X	PVT4.1310.112	315	45	PVT4.1310.113 CS	281	33
	73.5	78	NPT 3/8"	ANSI B1.20.3	PVT4.1310.012	317	45	PVT4.1310.013 CS	307	33
	73.5	75	BSP 1/2"	DIN 3852-2-X	PVT4.1313.112	300	45	PVT4.1313.113 CS	277	33
	73.5	78	NPT 1/2"	ANSI B1.20.3	PVT4.1313.012	303	45	PVT4.1313.013 CS	291	33
	73.5	75	M14x1.5	ISO 6149-1	PVT4.1314.102	301	45	PVT4.1314.103 CS	289	33
	73.5	75	M16x1.5	ISO 6149-1	PVT4.1316.102	318	45	PVT4.1316.103 CS	284	33
	73.5	75	M18x1.5	ISO 6149-1	PVT4.1318.102	311	45	PVT4.1318.103 CS	277	33
	73.5	75	M20x1.5	ISO 6149-1	PVT4.1320.102	315	45	PVT4.1320.103 CS	281	33
IG 2	72	75	9/16"-18 UNF 2B	SAE J 1926-1	PVT4.1315.032	315	45	PVT4.1315.033 CS	288	33
	73.5	75	3/4"-16 UNF 2B	SAE J 1926-1	PVT4.1319.032	307	45	PVT4.1319.033 CS	283	33
	74.5	79	7/8"-14 UNF 2B	SAE J 1926-1	PVT4.1323.032	293	45	PVT4.1323.033 CS	282	33
	74.5	75	M22x1.5	SAE J 2244/1	PVT4.1322.102	299	45	PVT4.1322.103 CS	285	33

THREADS

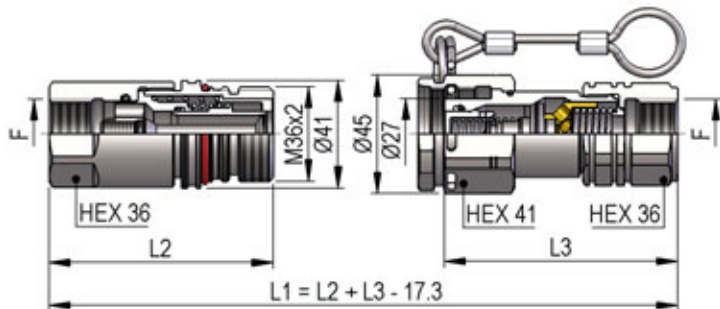


PVT4 CS DN20 - BG 3 - ISO 12.5

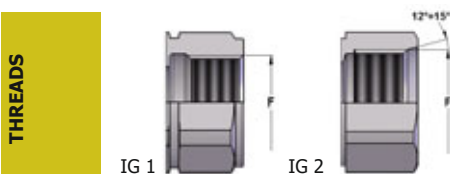


THREADS	L2	L3	F	STANDARD	FEMMINA - FEMALE - MUFFE - FEMELLE			MASCHIO - MALE - STECKER - MALE		
					COD. F	Weight (g)	Packaging (pcs.)	COD. M	Weight (g)	Packaging (pcs.)
IG 1	86	87.5	BSP 1/2"	DIN 3852-2-X	PVT4.2013.112 CS	527	30	PVT4.2013.113 CS	483	30
	86	89	NPT 1/2"	ANSI B1.20.3	PVT4.2013.012 CS	530	30	PVT4.2013.013 CS	496	30
	86	89.5	BSP 3/4"	DIN 3852-2-X	PVT4.2019.112 CS	496	30	PVT4.2019.113 CS	463	30
	86	89	NPT 3/4"	ANSI B1.20.3	PVT4.2019.012 CS	504	30	PVT4.2019.013 CS	468	30
	85	85.5	M18x1.5	ISO 6149-1	PVT4.2018.102 CS	532	30	PVT4.2018.103 CS	482	30
	85	85	M22x1.5	ISO 6149-1	PVT4.2022.102 CS	515	30	PVT4.2022.103 CS	465	30
	86	89	M26x1.5	ISO 6149-1	PVT4.2026.102 CS	494	30	PVT4.2026.103 CS	462	30
	86	89	M30x1.5	ISO 6149-1	PVT4.2030.102 CS	467	30	PVT4.2030.103 CS	435	30
IG 2	82	85	3/4"-16 UNF 2B	SAE J 1926-1	PVT4.2019.032 CS	505	30	PVT4.2019.033 CS	475	30
	84	89	7/8"-14 UNF 2B	SAE J 1926-1	PVT4.2023.032 CS	510	30	PVT4.2023.033 CS	487	30
	86	89	1"1/16-12 UN 2B	SAE J 1926-1	PVT4.2027.032 CS	490	30	PVT4.2027.033 CS	457	30

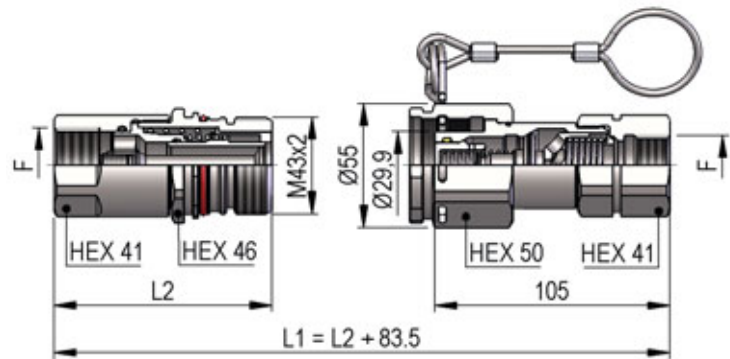
PVT4 CS DN22 - BG 4A - ISO 16



THREADS	L2	L3	F	STANDARD	FEMMINA - FEMALE - MUFFE - FEMELLE			MASCHIO - MALE - STECKER - MALE		
					COD. F	Weight (g)	Packaging (pcs.)	COD. M	Weight (g)	Packaging (pcs.)
IG 1	86	87.5	BSP 1/2"	DIN 3852-2-X	PVT4.2213.112 CS	523	30	PVT4.2213.113 CS	528	30
	86	89	NPT 1/2"	ANSI B1.20.3	PVT4.2213.012 CS	526	30	PVT4.2213.013 CS	541	30
	86	89.5	BSP 3/4"	DIN 3852-2-X	PVT4.2219.112 CS	492	30	PVT4.2219.113 CS	508	30
	86	89	NPT 3/4"	ANSI B1.20.3	PVT4.2219.012 CS	500	30	PVT4.2219.013 CS	513	30
	85	85.5	M18x1.5	ISO 6149-1	PVT4.2218.102 CS	528	30	PVT4.2218.103 CS	527	30
	85	85	M22x1.5	ISO 6149-1	PVT4.2222.102 CS	511	30	PVT4.2222.103 CS	510	30
	86	89	M26x1.5	ISO 6149-1	PVT4.2226.102 CS	490	30	PVT4.2226.103 CS	508	30
	86	89	M30x1.5	ISO 6149-1	PVT4.2230.102 CS	464	30	PVT4.2230.103 CS	480	30
IG 2	82	85	3/4"-16 UNF 2B	SAE J 1926-1	PVT4.2219.032 CS	501	30	PVT4.2219.033 CS	520	30
	84	89	7/8"-14 UNF 2B	SAE J 1926-1	PVT4.2223.032 CS	506	30	PVT4.2223.033 CS	532	30
	86	89	1"1/16-12 UN 2B	SAE J 1926-1	PVT4.2227.032 CS	486	30	PVT4.2227.033 CS	499	30

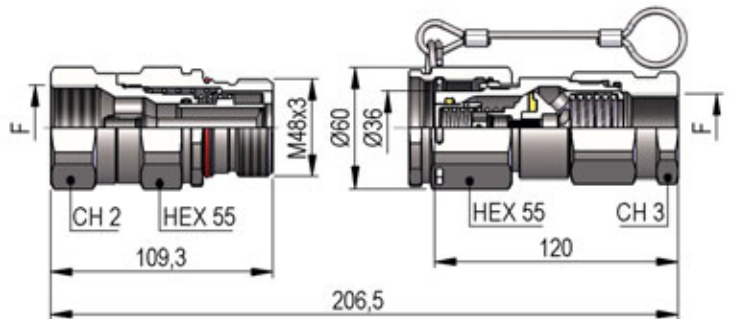


PVT4 CS DN25 - BG 4 - ISO 19



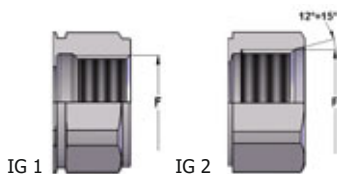
THREADS	L2	F	STANDARD	FEMMINA - FEMALE - MUFFE - FEMELLE			MASCHIO - MALE - STECKER - MALE		
				COD. F	Weight (g)	Packaging (pcs.)	COD. M	Weight (g)	Packaging (pcs.)
IG 1	94.5	BSP 3/4"	DIN 3852-2-X	PVT4.2519.112 CS	740	23	PVT4.2519.113 CS	859	24
	94.5	NPT 3/4"	ANSI B1.20.3	PVT4.2519.012 CS	745	23	PVT4.2519.013 CS	866	24
	97.5	BSP 1"	DIN 3852-2-X	PVT4.2525.112 CS	711	23	PVT4.2525.113 CS	782	24
	97.5	NPT 1"	ANSI B1.20.3	PVT4.2525.012 CS	717	23	PVT4.2525.013 CS	808	24
	97.5	M30x1.5	ISO 6149-1	PVT4.2530.102 CS	741	23	PVT4.2530.103 CS	832	24
IG 2	95	1"1/16-12 UN 2B	SAE J 1926-1	PVT4.2527.032 CS	748	23	PVT4.2527.033 CS	853	24
	95	1"5/16-12 UN 2B	SAE J 1926-1	PVT4.2533.032 CS	689	23	PVT4.2533.033 CS	794	24

PVT4 CS DN30 - BG 5 - ISO 25

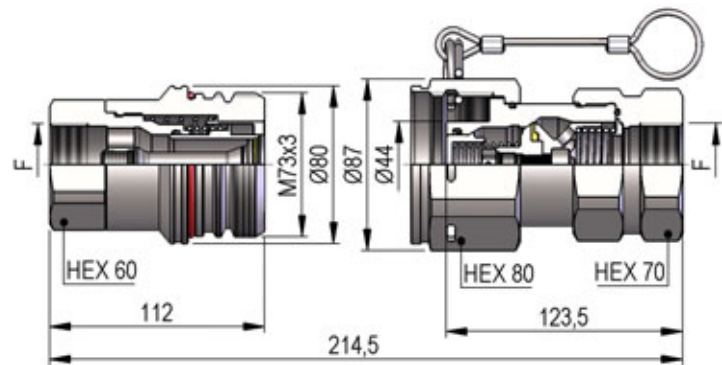


THREADS	CH2	CH3	F	STANDARD	FEMMINA - FEMALE - MUFFE - FEMELLE			MASCHIO - MALE - STECKER - MALE		
					COD. F	Weight (g)	Packaging (pcs.)	COD. M	Weight (g)	Packaging (pcs.)
IG 1	50	50	BSP 1"	DIN 3852-2-X	PVT4.3025.112 CS	1227	15	PVT4.3025.113 CS	1362	12
	50	50	NPT 1"	ANSI B1.20.3	PVT4.3025.012 CS	1242	15	PVT4.3025.013 CS	1368	12
	55	55	BSP 1"1/4	DIN 3852-2-X	PVT4.3031.112 CS	1234	15	PVT4.3031.113 CS	1432	12
	55	55	NPT 1"1/4	ANSI B1.20.3	PVT4.3031.012 CS	1251	15	PVT4.3031.013 CS	1446	12
IG 2	50	50	1"5/16-12 UN 2B	SAE J 1926-1	PVT4.3033.032 CS	1227	15	PVT4.3033.033 CS	1351	12
	55	55	1"5/8-12 UN 2B	SAE J 1926-1	PVT4.3041.032 CS	1232	15	PVT4.3041.033 CS	1434	12

THREADS

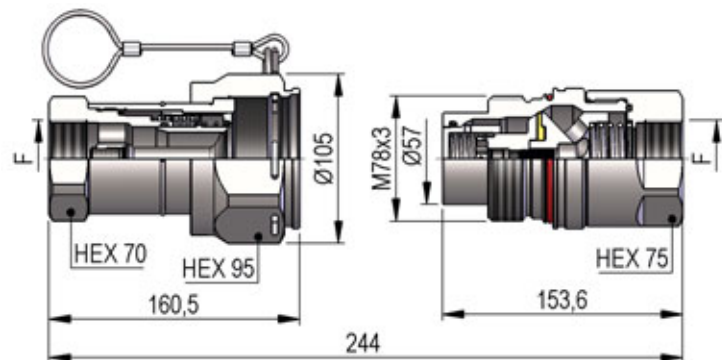


PVT4 CS DN35 - BG 6 - ISO 31.5



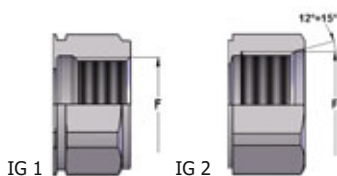
THREADS	F	STANDARD	FEMMINA - FEMALE - MUFFE - FEMELLE			MASCHIO - MALE - STECKER - MALE		
			COD. F	Weight (g)	Packaging (pcs.)	COD. M	Weight (g)	Packaging (pcs.)
IG 1	BSP 1"¼	DIN 3852-2-X	PVT4.3531.112 CS	2277	8	PVT4.3531.113 CS	2815	6
	NPT 1"¼	ANSI B1.20.3	PVT4.3531.012 CS	2292	8	PVT4.3531.013 CS	2830	6
IG 2	1"5/8-12 UN 2B	SAE J 1926-1	PVT4.3541.032 CS	2277	8	PVT4.3541.033 CS	2815	6

PVT4 CS DN39 - BG 7 - ISO 40

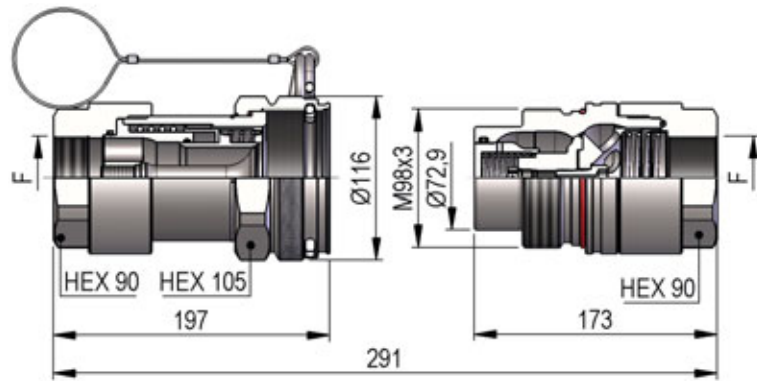


THREADS	F	STANDARD	FEMMINA - FEMALE - MUFFE - FEMELLE			MASCHIO - MALE - STECKER - MALE		
			COD. F	Weight (g)	Packaging (pcs.)	COD. M	Weight (g)	Packaging (pcs.)
IG 1	BSP 1"½	DIN 3852-2-X	PVT4.3939.112 CS	3700	3	PVT4.3939.113 CS	3695	5
	NPT 1"½	ANSI B1.20.3	PVT4.3939.012 CS	3715	3	PVT4.3939.013 CS	3710	5
IG 2	1"5/8-12 UN 2B	SAE J 1926-1	PVT4.3941.032 CS	3770	3	PVT4.3941.033 CS	3840	5
	1"7/8-12 UN 2B	SAE J 1926-1	PVT4.3947.032 CS	3690	3	PVT4.3947.033 CS	3760	5

THREADS

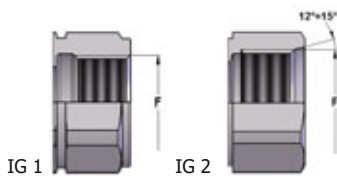


PVT4 CS DN50 - BG 8 - ISO 50



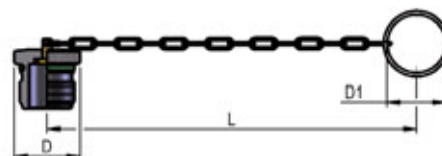
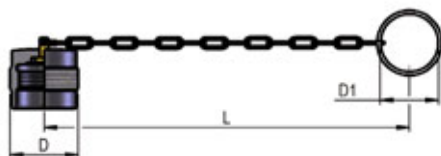
THREADS	F	STANDARD	FEMMINA - FEMALE - MUFFE - FEMELLE			MASCHIO - MALE - STECKER - MALE		
			COD. F	Weight (g)	Packaging (pcs.)	COD. M	Weight (g)	Packaging (pcs.)
IG 1	BSP 2"	DIN 3852-2-X	PVT4.5051.112 CS	6750	3	PVT4.5051.113	6450	4
	NPT 2"	ANSI B1.20.3	PVT4.5051.012 CS	6780	3	PVT4.5051.013	6480	4
IG 2	2"1/2-12 UN 2B	SAE J 1926-1	PVT4.5063.032 CS	6670	3	PVT4.5063.033	6330	4

THREADS



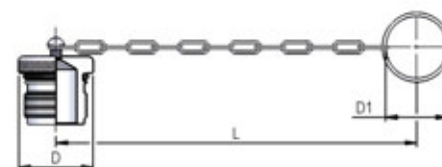
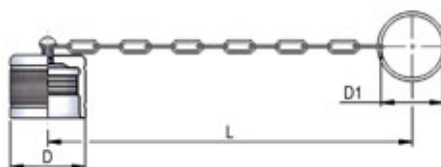
PLASTIC CAPS

NOMINAL SIZE		FEMALE DUST PLUG						MALE DUST CAP						COLOR	MATERIAL
DNP	BG	ISO	COD. F	Dimensions			Weight (g)	COD. M	Dimensions			Weight (g)			
				D	L	D1			D	L	D1				
13	2	10	SPVT.13002	38	220	32	38	SPVT.13003	36	220	32	36	●	PVC	
20	3	12.5	SPVT.20002	45	220	32	48	SPVT.20003	45	220	32	48	●	PVC	
22	4A	16	SPVT.20002	45	220	32	48	SPVT.20003	45	220	32	48	●	PVC	
25	4	19	SPVT.25002	53	290	47.5	72	SPVT.25003	48	290	47.5	74	●	PVC	
30	5	25	SPVT.30002	60	438	47.5	94	SPVT.30003	60	438	47.5	91	●	PVC	

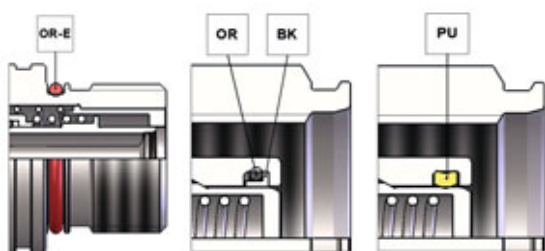


METAL CAPS

NOMINAL SIZE		FEMALE DUST PLUG						MALE DUST CAP						MATERIAL
DNP	BG	ISO	COD. F	Dimensions			Weight (g)	COD. M	Dimensions			Weight (g)		
				D	L	D1			D	L	D1			
13	2	10	SPVT.13202	36	205	32	46	SPVT.13203	36	205	32	53	Aluminum	
20	3	12.5	SPVV.13202	41.5	205	32	57	SPVV.13203	41.5	205	32	66	Aluminum	
22	4A	16	SPVV.13202	41.5	205	32	57	SPVV.13203	41.5	205	32	66	Aluminum	
25	4	19	SPVT.25202	49.5	275	47.5	84	SPVT.25203	48	275	47.5	115	Aluminum	
30	5	25	SPVT.30202	54.5	275	47.5	91	SPVT.30203	58	275	47.5	113	Aluminum	
35	6	31.5	SPVT.35202	79.5	275	47.5	179	SPVT.35203	87	275	47.5	353	Aluminum	
39	7	40	SPVT.39202	90	275	47.5	269	SPVT.39203	90	275	47.5	380	Aluminum	
50	8	50	SPVT.50202	110	275	47.5	521	SPVT.50203	110	275	47.5	541	Aluminum	



SPARE PARTS



NOMINAL SIZE			FEMALE GASKET	MALE GASKET	MALE GASKET
DNP	BG	ISO	OR-E (SILICONE)	OR (NBR)	BK (PTFE) PU (POLYURETHANE)
13	2	10	PLT.319.031 S	PLT.013.120	PLT.013.130 PLK.013.210
20	3	12.5	PVT.019.121 S	PLT.019.120	PLT.019.130 PVT.019.210
22	4A	16	PVT.019.121 S	PLT.022.120	PLT.022.130 PVT.022.210
25	4	19	PVT.025.121 S	PLT.025.120	PLT.025.130 PVT.025.210
30	5	25	PVT.030.121 S	PLT.031.120	PLT.031.130 PVT.030.210
35	6	31.5	PVT.035.121 S	PLS.025.120	PLT.035.130 -
39	7	40	PVT.039.121 S	PLT.039.120	PLT.039.130 -
50	8	50	PVT.050.121 S	PLK.050.120	PLK.050.130 -

FLAT FACE/SCREW

VITE VALVOLA PIANA FLANGIATO
FLANGED FLAT FACE SCREW COUPLINGS
GEFLANSCHTE FLACHDICHTENDE
SCHRAUBKUPPLUNGEN
COUPLEURS FACE PLANE À VISSER BRIDÉS

Caratteristiche tecniche I

- Intercambiabilità: disegno esclusivo Dnp
- Occlusione: faccia piana
- Aggancio: a vite
- Materiale: acciaio
- Finitura: Zn-Fe (Cr III) e Zn-Ni
- Connessione: Flange SAE 6000
- Guarnizioni standard: NBR e PU
- Temperatura d'esercizio: -25 °C +100 °C
- Guarnizioni opzionali: FKM, EPDM o altro
- Pressioni di esercizio: 300-350 bar
- Connessione in pressione: consentita (lato maschio o lato femmina)

Technical data E

- Interchange: exclusive Dnp profile
- Occlusion: flat face
- Locking: screw
- Material: steel
- Finishing: Zn-Fe (Cr III) and Zn-Ni
- Connection: SAE 6000 flanges
- Standard seals: NBR and PU
- Working temperature: -25 °C +100 °C
- Optional seals: FKM, EPDM or more
- Working pressure: 300-350 bar
- Connection under pressure: allowed (both male or female side)

Technische Merkmale D

- Austauschbarkeit: laut exclusive Dnp Zeichnung
- Verschluss: flachdichtend
- Kupplung: Schraubweise
- Werkstoff: Stahl
- Ausführung: Zn-Fe (Cr III) und Zn-Ni
- Anschluss: SAE 6000-Flansche
- Standard-Dichtungen: NBR und PU
- Betriebstemperatur: -25 °C +100 °C
- Dichtungen nach Wahl: FKM, EPDM, usw.
- Betriebsdruck: 300-350 bar
- Kuppeln unter Druck: erlaubt (Steckerseite oder Muffeseite)

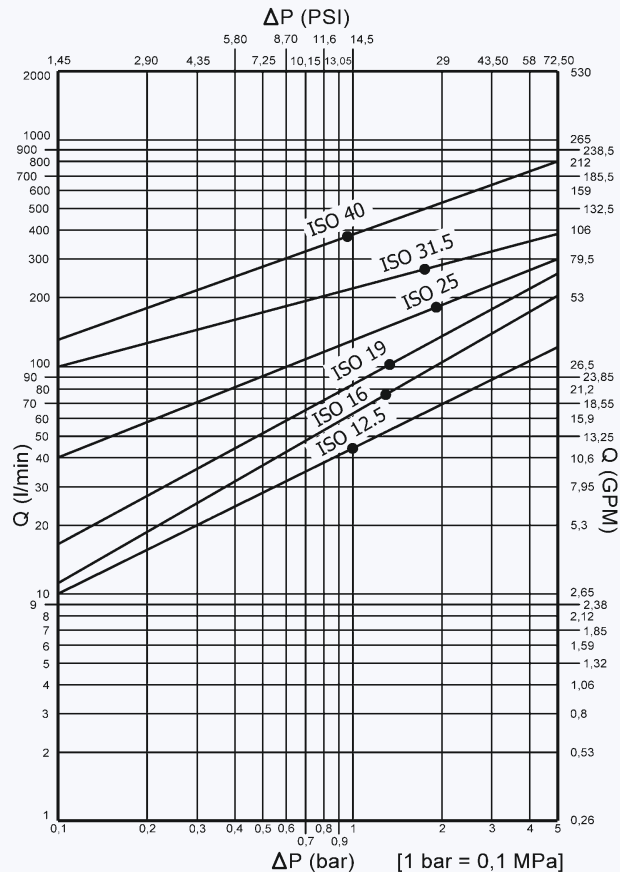
Caracteristiques techniques F

- Intercambiabilité: projet exclusif Dnp
- Obturation: clapet plat
- Accrochage: vissé
- Matériel: acier
- Traitement: Zn-Fe (Cr III) et Zn-Ni
- Connexion: SAE 6000 brides
- Joints standard: NBR et PU
- Température de service: -25 °C +100 °C
- Joints facultatifs: FKM, EPDM, ect.
- Pression de service: 300-350 bar
- Connexion sous pression: possible (côté male ou femelle)

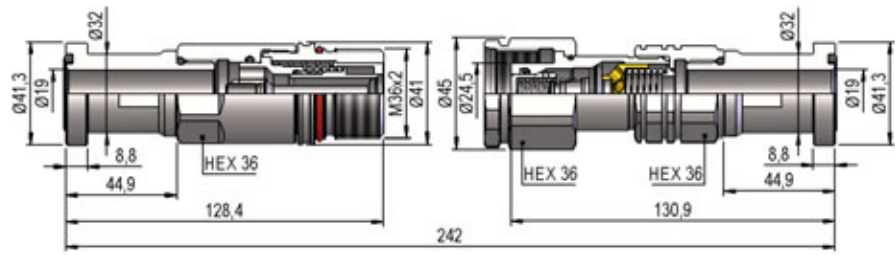


Nominal size				Max working pressure	Rated flow	Max flow rate	Min burst pressure			Fluid spillage
DNP	BG	ISO	mm				Male	Female	Coupled	
20	3	12.5	10.7	35	45	90	140	160	140	0.012
22	4A	16	12.8	35	74	150	130	130	130	0.015
25	4	19	14.8	35	100	200	130	140	130	0.020
30	5	25	17.6	35	189	280	130	130	130	0.030
35	6	31.5	26	35	288	480	140	130	140	0.040
39	7	40	30	30	379	700	130	120	130	0.050

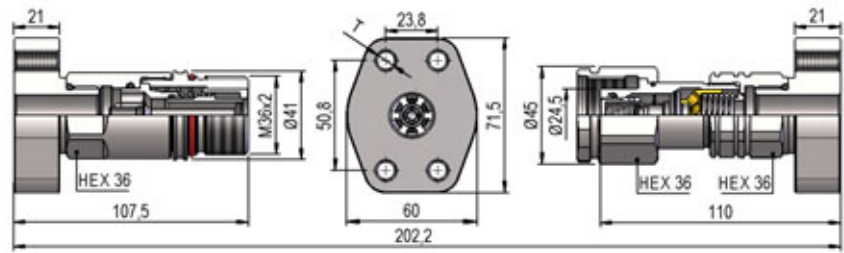
1 MPa = 145.04 psi • 1 l = 0.264 gal



PVTF DN20 - BG 3 - ISO 12.5

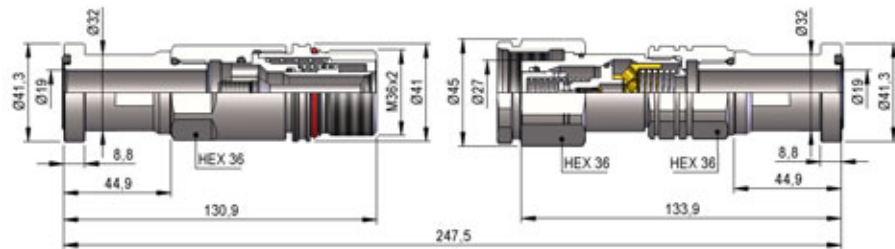


SIZE	STANDARD	FEMMINA - FEMALE - MUFFE - FEMELLE	MASCHIO - MALE - STECKER - MALE
		COD. F Weight (g) Packaging (pcs.)	COD. M Weight (g) Packaging (pcs.)
3/4"	SAE J518	PVTF.2027.802 750 15	PVTF.2027.803 720 15

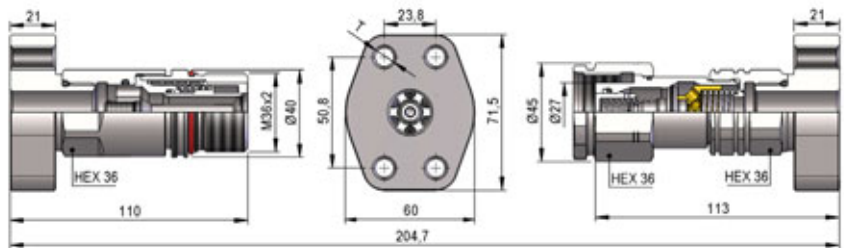


T	SIZE	STANDARD	FEMMINA - FEMALE - MUFFE - FEMELLE	MASCHIO - MALE - STECKER - MALE
			COD. F Weight (g) Packaging (pcs.)	COD. M Weight (g) Packaging (pcs.)
M10	3/4"	SAE J518	PVTF.2027.812 1005 10	PVTF.2027.813 970 10
3/8"-16 UNC	3/4"	SAE J518	PVTF.2027.822 1005 10	PVTF.2027.823 970 10

PVTF DN22 - BG 4A - ISO 16

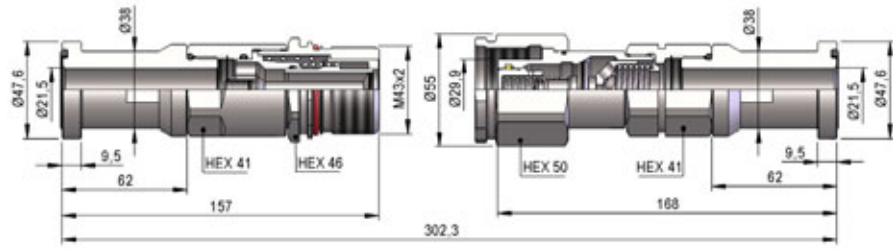


SIZE	STANDARD	FEMMINA - FEMALE - MUFFE - FEMELLE	MASCHIO - MALE - STECKER - MALE
		COD. F Weight (g) Packaging (pcs.)	COD. M Weight (g) Packaging (pcs.)
3/4"	SAE J518	PVTF.2227.802 745 15	PVTF.2227.803 730 15

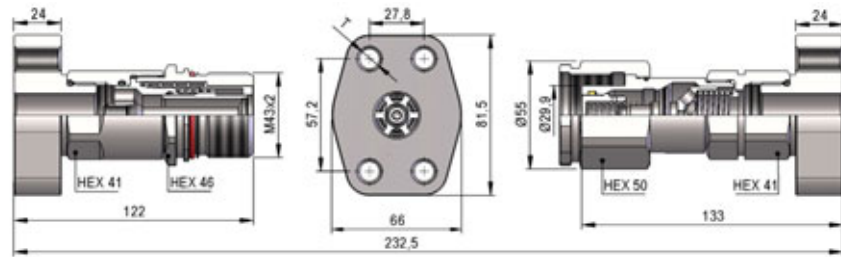


T	SIZE	STANDARD	FEMMINA - FEMALE - MUFFE - FEMELLE	MASCHIO - MALE - STECKER - MALE
			COD. F Weight (g) Packaging (pcs.)	COD. M Weight (g) Packaging (pcs.)
M10	3/4"	SAE J518	PVTF.2227.812 995 10	PVTF.2227.813 980 10
3/8"-16 UNC	3/4"	SAE J518	PVTF.2227.822 995 10	PVTF.2227.823 980 10

PVTF DN25 - BG 4 - ISO 19

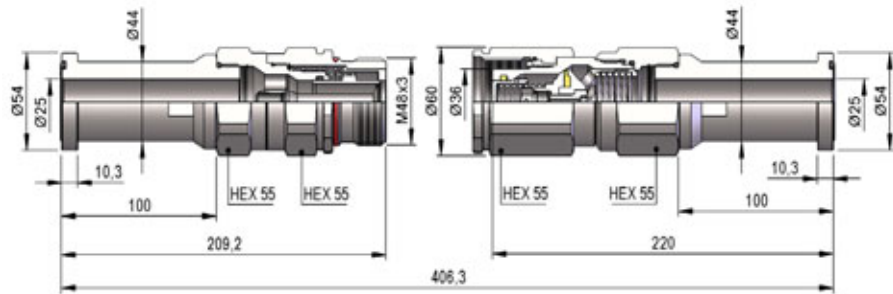


SIZE	STANDARD	FEMMINA - FEMALE - MUFFE - FEMELLE			MASCHIO - MALE - STECKER - MALE		
		COD. F	Weight (g)	Packaging (pcs.)	COD. M	Weight (g)	Packaging (pcs.)
1"	SAE J518	PVTF.2533.802	1200	12	PVTF.2533.803	1200	12

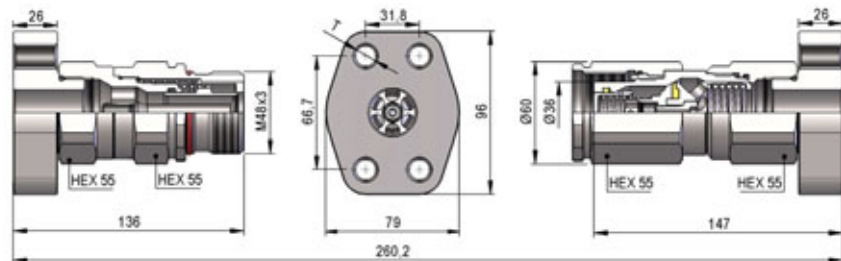


T	SIZE	STANDARD	FEMMINA - FEMALE - MUFFE - FEMELLE			MASCHIO - MALE - STECKER - MALE		
			COD. F	Weight (g)	Packaging (pcs.)	COD. M	Weight (g)	Packaging (pcs.)
M12	1"	SAE J518	PVTF.2533.812	1480	8	PVTF.2533.813	1480	8
7/16"-14 UNC	1"	SAE J518	PVTF.2533.822	1480	8	PVTF.2533.823	1480	8

PVTF DN30 - BG 5 - ISO 25

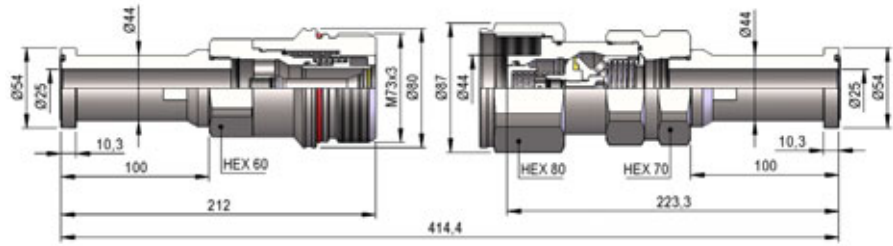


SIZE	STANDARD	FEMMINA - FEMALE - MUFFE - FEMELLE			MASCHIO - MALE - STECKER - MALE		
		COD. F	Weight (g)	Packaging (pcs.)	COD. M	Weight (g)	Packaging (pcs.)
1 1/4"	SAE J518	PVTF.3041.802	2250	8	PVTF.3041.803	2440	6

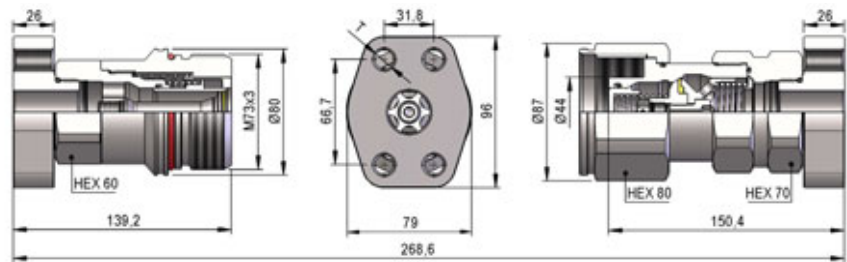


T	SIZE	STANDARD	FEMMINA - FEMALE - MUFFE - FEMELLE			MASCHIO - MALE - STECKER - MALE		
			COD. F	Weight (g)	Packaging (pcs.)	COD. M	Weight (g)	Packaging (pcs.)
M14	1 1/4"	SAE J518	PVTF.3041.812	2390	5	PVTF.3041.813	2575	5
1/2"-13 UNC	1 1/4"	SAE J518	PVTF.3041.822	2390	5	PVTF.3041.823	2575	5

PVTF DN35 - BG 6 - ISO 31.5

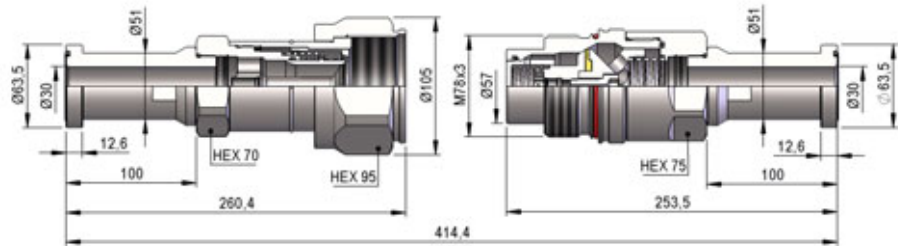


SIZE	STANDARD	FEMMINA - FEMALE - MUFFE - FEMELLE			MASCHIO - MALE - STECKER - MALE		
		COD. F	Weight (g)	Packaging (pcs.)	COD. M	Weight (g)	Packaging (pcs.)
1"¼	SAE J518	PVTF.3541.802	3310	4	PVTF.3541.803	3900	4

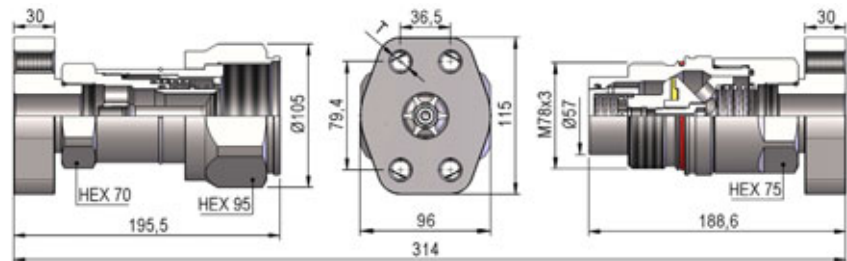


T	SIZE	STANDARD	FEMMINA - FEMALE - MUFFE - FEMELLE			MASCHIO - MALE - STECKER - MALE		
			COD. F	Weight (g)	Packaging (pcs.)	COD. M	Weight (g)	Packaging (pcs.)
M14	1"¼	SAE J518	PVTF.3541.812	3445	3	PVTF.3541.813	4035	3
1/2"-13 UNC	1"¼	SAE J518	PVTF.3541.822	3445	3	PVTF.3541.823	4035	3

PVTF DN39 - BG 7 - ISO 40



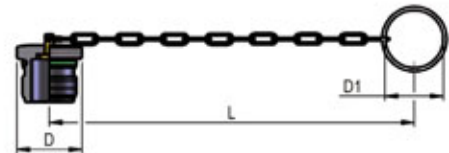
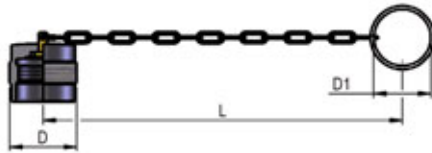
SIZE	STANDARD	FEMMINA - FEMALE - MUFFE - FEMELLE			MASCHIO - MALE - STECKER - MALE		
		COD. F	Weight (g)	Packaging (pcs.)	COD. M	Weight (g)	Packaging (pcs.)
1"½	SAE J518	PVTF.3947.802	5160	2	PVTF.3947.803	5090	2



T	SIZE	STANDARD	FEMMINA - FEMALE - MUFFE - FEMELLE			MASCHIO - MALE - STECKER - MALE		
			COD. F	Weight (g)	Packaging (pcs.)	COD. M	Weight (g)	Packaging (pcs.)
M16	1"½	SAE J518	PVTF.3947.812	5550	1	PVTF.3947.813	5470	1
5/8"-11 UNC	1"½	SAE J518	PVTF.3947.822	5550	1	PVTF.3947.823	5470	1

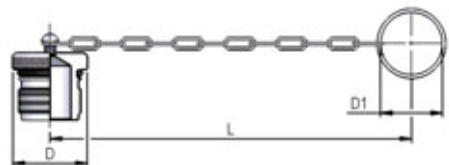
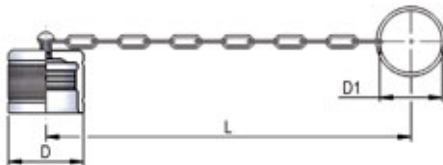
PLASTIC CAPS

NOMINAL SIZE		FEMALE DUST PLUG				MALE DUST CAP				COLOR	MATERIAL			
DNP	BG	ISO	COD. F	Dimensions			Weight	COD. M	Dimensions			Weight		
				D	L	D1	(g)		D	L	D1	(g)		
20	3	12.5	SPVT.20002	45	220	32	48	SPVT.20003	45	220	32	48	●	PVC
22	4A	16	SPVT.20002	45	220	32	48	SPVT.20003	45	220	32	48	●	PVC
25	4	19	SPVT.25002	53	290	47.5	72	SPVT.25003	48	290	47.5	74	●	PVC
30	5	25	SPVT.30002	60	438	47.5	94	SPVT.30003	60	438	47.5	91	●	PVC

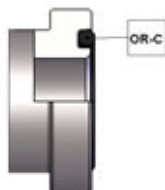
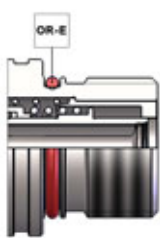


METAL CAPS

NOMINAL SIZE		FEMALE DUST PLUG				MALE DUST CAP				MATERIAL			
DNP	BG	ISO	COD. F	Dimensions			Weight	COD. M	Dimensions			Weight	
				D	L	D1	(g)		D	L	D1	(g)	
20	3	12.5	SPVV.13202	41.5	205	32	57	SPVV.13203	41.5	205	32	66	Aluminum
22	4A	16	SPVV.13202	41.5	205	32	57	SPVV.13203	41.5	205	32	66	Aluminum
25	4	19	SPVT.25202	49.5	275	47.5	84	SPVT.25203	48	275	47.5	115	Aluminum
30	5	25	SPVT.30202	54.5	275	47.5	91	SPVT.30203	58	275	47.5	113	Aluminum
35	6	31.5	SPVT.35202	79.5	275	47.5	179	SPVT.35203	87	275	47.5	353	Aluminum
39	7	40	SPVT.39202	90	275	47.5	269	SPVT.39203	90	275	47.5	380	Aluminum



SPARE PARTS



NOMINAL SIZE		FEMALE GASKET	MALE GASKET	MALE GASKET	FLANGE GASKET		
DNP	BG	ISO	OR-E (SILICONE)	OR (NBR)	BK (PTFE)	PU (POLYURETHANE)	OR-C (NBR)
20	3	12.5	PVT.019.121 S	PLT.019.120	PLT.019.130	PVT.019.210	SAE.020.120
22	4A	16	PVT.019.121 S	PLT.022.120	PLT.022.130	PVT.022.210	SAE.020.120
25	4	19	PVT.025.121 S	PLT.025.120	PLT.025.130	PVT.025.210	PGR.025.120
30	5	25	PVT.030.121 S	PLT.031.120	PLT.031.130	PVT.030.210	PBV.025.120
35	6	31.5	PVT.035.121 S	PLS.025.120	PLT.035.130	-	PBV.025.120
39	7	40	PVT.039.121 S	PLT.039.120	PLT.039.130	-	SAE.039.120

FLAT FACE/SCREW

VITE VALVOLA PIANA/ACCIAIO INOX
FLAT FACE SCREW COUPLINGS/STAINLESS STEEL
FLACHDICHTENDE SCHRAUBKUPPLUNGEN/
EDELSTAHL
COUPLEURS FACE PLANE À VISSER/ACIER INOX



Caratteristiche tecniche I

- Intercambiabilità: disegno esclusivo Dnp
- Occlusione: faccia piana
- Aggancio: a vite
- Materiale: interni in acciaio, parti esterne in inox AISI 316
- Filettature: BSP - NPT - SAE
- Guarnizioni standard: NBR e PU
- Temperatura d'esercizio: -25 °C +100 °C
- Guarnizioni opzionali: FKM, EPDM o altro
- Pressioni di esercizio: 150-300 bar
- Connessione in pressione: consentita (lato maschio o lato femmina)

Technical data E

- Interchange: exclusive Dnp profile
- Occlusion: flat face
- Locking: screw
- Material: internals in steel, externals in stainless AISI 316
- Threads: BSP - NPT - SAE
- Standard seals: NBR and PU
- Working temperature: -25 °C +100 °C
- Optional seals: FKM, EPDM or more
- Working pressure: 150-300 bar
- Connection under pressure: allowed (both male or female side)

Nominal size	Max working pressure	Rated flow	Max flow rate	Min burst pressure			Fluid spillage			
				Male	Female	Coupled				
DNP	BG	ISO	mm	MPa	l/min	l/min	MPa	MPa	MPa	cc
06	1	6.3	6	30	12	24	160	160	160	0.008
13	2	10	8.6	25	23	46	140	100	140	0.010
20	3	12.5	10.7	25	45	90	140	120	170	0.012
22	4A	16	12.8	25	74	150	140	110	160	0.015
25	4	19	14.8	25	100	200	110	110	110	0.020
30	5	25	17.6	25	189	280	100	100	100	0.030
39	7	40	30	15	379	700	90	65	85	0.050
50	8	50	40.6	15	757	1000	80	65	85	0.100

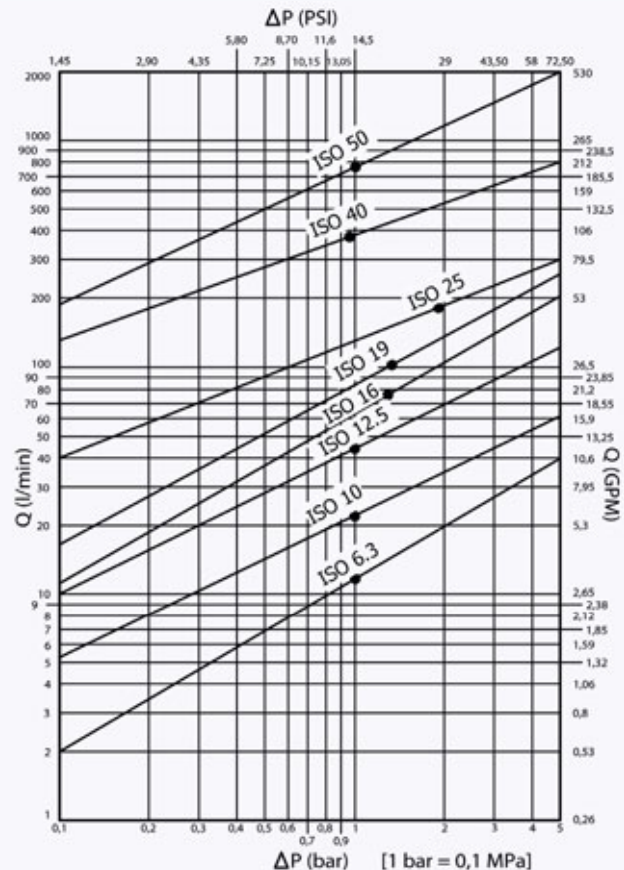
1 MPa = 145.04 psi • 1 l = 0.264 gal

Technische Merkmale D

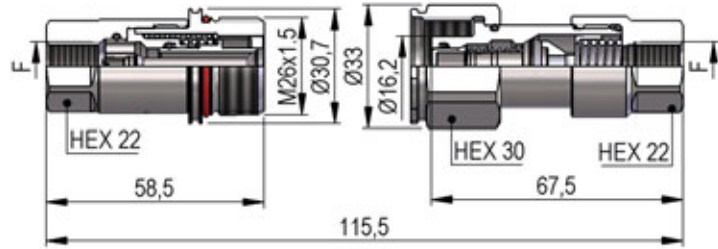
- Austauschbarkeit: laut exclusive Dnp Zeichnung
- Verschluss: flachdichtend
- Kupplung: Schraubweise
- Werkstoff: Innenteile aus Stahl, Aussenteile aus Edelstahl AISI 316
- Gewinde: BSP - NPT - SAE
- Standard-Dichtungen: NBR und PU
- Betriebstemperatur: -25 °C +100 °C
- Dichtungen nach Wahl: FKM, EPDM, usw.
- Betriebsdruck: 150-300 bar
- Kuppeln unter Druck: erlaubt (Steckerseite oder Muffenseite)

Caracteristiques techniques F

- Intercambiabilità: projet exclusif Dnp
- Obturation: clapet plat
- Accrochage: vissé
- Matériel: en acier à l'intérieur, en inox AISI 316 à l'extérieur
- Taraudage: BSP - NPT - SAE
- Joints standard: NBR et PU
- Température de service: -25 °C +100 °C
- Joints facultatifs: FKM, EPDM, ect.
- Pression de service: 150-300 bar
- Connexion sous pression: possible (côté male ou femelle)

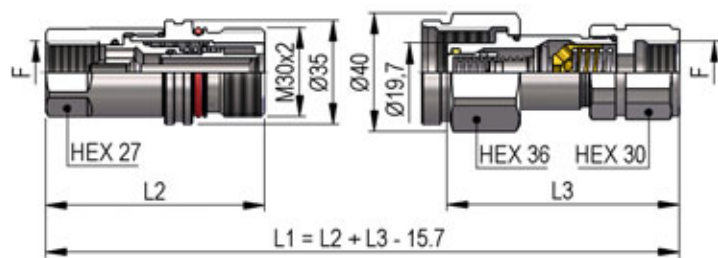


PVTX DN06 - BG 1 - ISO 6.3



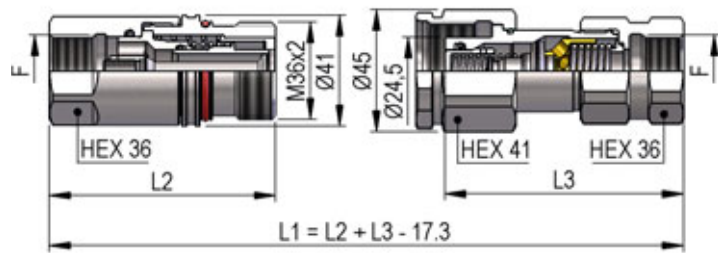
F	STANDARD	FEMMINA - FEMALE - MUFFE - FEMELLE			MASCHIO - MALE - STECKER - MALE		
		COD. F	Weight (g)	Packaging (pcs.)	COD. M	Weight (g)	Packaging (pcs.)
BSP 1/4"	DIN 3852-2-X	PVTX.0606.112	168	55	PVTX.0606.113	198	60
NPT 1/4"	ANSI B1.20.3	PVTX.0606.012	169	55	PVTX.0606.013	199	60

PVTX DN13 - BG 2 - ISO 10



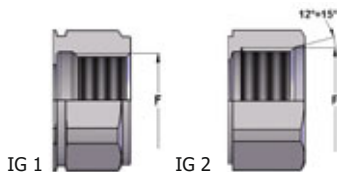
THREADS	L2	L3	F	STANDARD	FEMMINA - FEMALE - MUFFE - FEMELLE			MASCHIO - MALE - STECKER - MALE		
					COD. F	Weight (g)	Packaging (pcs.)	COD. M	Weight (g)	Packaging (pcs.)
IG 1	73.5	75	BSP 3/8"	DIN 3852-2-X	PVTX.1310.112	296	45	PVTX.1310.113	333	33
	73.5	78	NPT 3/8"	ANSI B1.20.3	PVTX.1310.012	299	45	PVTX.1310.013	349	33
	73.5	75	BSP 1/2"	DIN 3852-2-X	PVTX.1313.112	284	45	PVTX.1313.113	320	33
	73.5	78	NPT 1/2"	ANSI B1.20.3	PVTX.1313.012	286	45	PVTX.1313.013	323	33
IG 2	73.5	75	3/4"-16 UNF 2B	SAE J 1926-1	PVTX.1319.032	302	45	PVTX.1319.033	293	33

PVTX DN20 - BG 3 - ISO 12.5

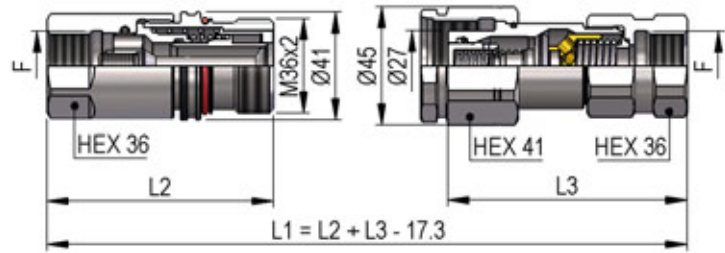


THREADS	L2	L3	F	STANDARD	FEMMINA - FEMALE - MUFFE - FEMELLE			MASCHIO - MALE - STECKER - MALE		
					COD. F	Weight (g)	Packaging (pcs.)	COD. M	Weight (g)	Packaging (pcs.)
IG 1	83.5	86.5	BSP 1/2"	DIN 3852-2-X	PVTX.2013.112	537	30	PVTX.2013.113	493	30
	83.5	87	NPT 1/2"	ANSI B1.20.3	PVTX.2013.012	550	30	PVTX.2013.013	530	30
	83.5	88	BSP 3/4"	DIN 3852-2-X	PVTX.2019.112	506	30	PVTX.2019.113	473	30
	83.5	88	NPT 3/4"	ANSI B1.20.3	PVTX.2019.012	514	30	PVTX.2019.013	478	30
IG 2	83.5	88	1"1/16-12 UN 2B	SAE J 1926-1	PVTX.2027.032	500	30	PVTX.2027.033	467	30

THREADS

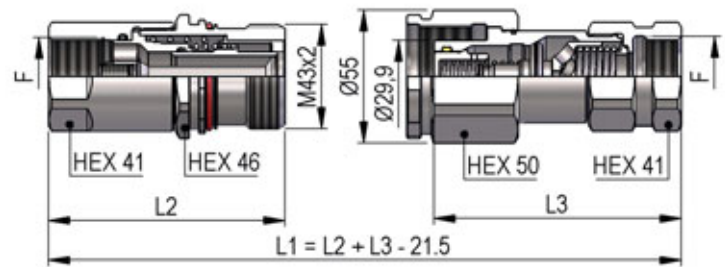


PVTX DN22 - BG 4A - ISO 16

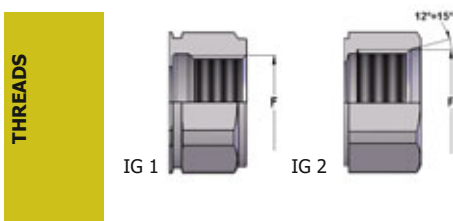


THREADS	L2	L3	F	STANDARD	FEMMINA - FEMALE - MUFFE - FEMELLE			MASCHIO - MALE - STECKER - MALE		
					COD. F	Weight (g)	Packaging (pcs.)	COD. M	Weight (g)	Packaging (pcs.)
IG 1	86	89.5	BSP 1/2"	DIN 3852-2-X	PVTX.2213.112	528	30	PVTX.2213.113	502	30
	86	90	NPT 1/2"	ANSI B1.20.3	PVTX.2213.012	531	30	PVTX.2213.013	515	30
	86	91	BSP 3/4"	DIN 3852-2-X	PVTX.2219.112	497	30	PVTX.2219.113	482	30
	86	91	NPT 3/4"	ANSI B1.20.3	PVTX.2219.012	500	30	PVTX.2219.013	530	30
IG 2	86	91	1"1/16-12 UN 2B	SAE J 1926-1	PVTX.2227.032	491	30	PVTX.2227.033	477	30

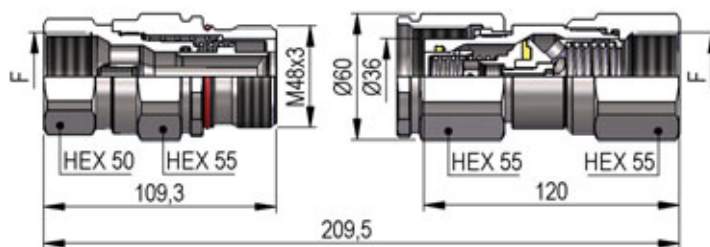
PVTX DN25 - BG 4 - ISO 19



THREADS	L2	L3	F	STANDARD	FEMMINA - FEMALE - MUFFE - FEMELLE			MASCHIO - MALE - STECKER - MALE		
					COD. F	Weight (g)	Packaging (pcs.)	COD. M	Weight (g)	Packaging (pcs.)
IG 1	95.5	102	BSP 3/4"	DIN 3852-2-X	PVTX.2519.112	754	23	PVTX.2519.113	751	20
	95.5	102	NPT 3/4"	ANSI B1.20.3	PVTX.2519.012	759	23	PVTX.2519.013	758	20
	97.5	102	BSP 1"	DIN 3852-2-X	PVTX.2525.112	725	23	PVTX.2525.113	693	20
	97.5	105	NPT 1"	ANSI B1.20.3	PVTX.2525.012	740	23	PVTX.2525.013	700	20
IG 2	95	105	1"5/16-12 UN 2B	SAE J 1926-1	PVTX.2533.032	703	23	PVTX.2533.033	687	20

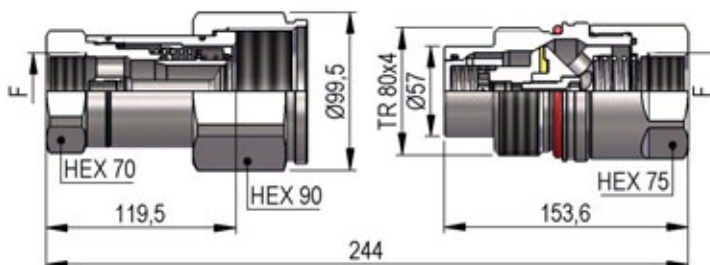


PVTX DN30 - BG 5 - ISO 25



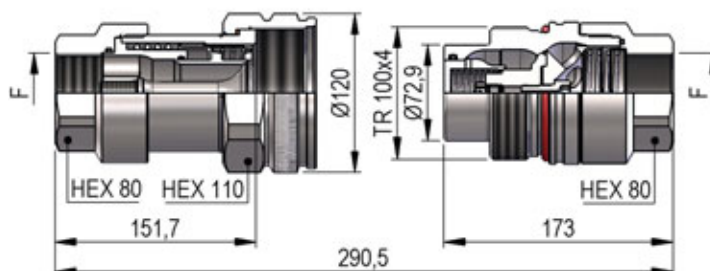
F	STANDARD	FEMMINA - FEMALE - MUFFE - FEMELLE			MASCHIO - MALE - STECKER - MALE		
		COD. F	Weight (g)	Packaging (pcs.)	COD. M	Weight (g)	Packaging (pcs.)
BSP 1"¼	DIN 3852-2-X	PVTX.3031.112	1248	15	PVTX.3031.113	1432	12
NPT 1"¼	ANSI B1.20.3	PVTX.3031.012	1265	15	PVTX.3031.013	1446	12

PVTX DN39 - BG 7 - ISO 40



F	STANDARD	FEMMINA - FEMALE - MUFFE - FEMELLE			MASCHIO - MALE - STECKER - MALE		
		COD. F	Weight (g)	Packaging (pcs.)	COD. M	Weight (g)	Packaging (pcs.)
BSP 1"½	DIN 3852-2-X	PVTX.3939.112	3840	5	PVTX.3939.113	3760	5
NPT 1"½	ANSI B1.20.3	PVTX.3939.012	3610	5	PVTX.3939.013	3790	5

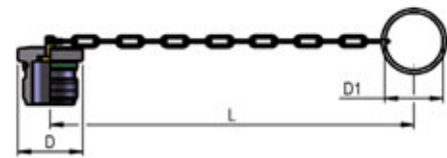
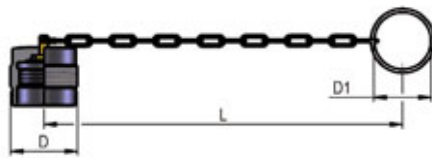
PVTX DN50 - BG 8 - ISO 50



F	STANDARD	FEMMINA - FEMALE - MUFFE - FEMELLE			MASCHIO - MALE - STECKER - MALE		
		COD. F	Weight (g)	Packaging (pcs.)	COD. M	Weight (g)	Packaging (pcs.)
BSP 2"	DIN 3852-2-X	PVTX.5051.112	6240	3	PVTX.5051.113	5900	3
NPT 2"	ANSI B1.20.3	PVTX.5051.012	6900	3	PVTX.5051.013	6000	3

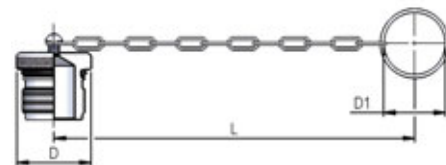
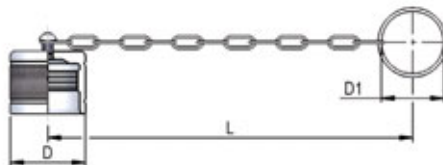
PLASTIC CAPS

NOMINAL SIZE			FEMALE DUST PLUG	MALE DUST CAP			COLOR	MATERIAL						
DNP	BG	ISO	COD. F	Dimensions			Weight (g)	COD. M	Dimensions			Weight (g)		
				D	L	D1			D	L	D1			
06	1	6.3	SPVT.06002	32	220	32	27	SPVT.06003	32	220	32	29	●	PVC
13	2	10	SPVT.13002	38	220	32	38	SPVT.13003	36	220	32	36	●	PVC
20	3	12.5	SPVT.20002	45	220	32	48	SPVT.20003	45	220	32	48	●	PVC
22	4A	16	SPVT.20002	45	220	32	48	SPVT.20003	45	220	32	48	●	PVC
25	4	19	SPVT.25002	53	290	47.5	72	SPVT.25003	48	290	47.5	74	●	PVC
30	5	25	SPVT.30002	60	438	47.5	94	SPVT.30003	60	438	47.5	91	●	PVC
39	7	40	SPVT.39002	100	438	47.5	266	SPVT.39003	100	438	47.5	408	●	PVC
50	8	50	SPVT.50002	115	438	47.5	384	SPVT.50003	115	438	47.5	416	●	PVC

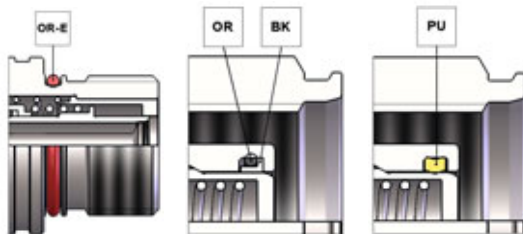


METAL CAPS

NOMINAL SIZE			FEMALE DUST PLUG	MALE DUST CAP			MATERIAL						
DNP	BG	ISO	COD. F	Dimensions			Weight (g)	COD. M	Dimensions			Weight (g)	
				D	L	D1			D	L	D1		
06	1	6.3	SPVT.06202	30	205	27	30	SPVT.06203	32	205	27	38	Aluminum
13	2	10	SPVT.13202	36	205	32	46	SPVT.13203	36	205	32	53	Aluminum
20	3	12.5	SPVV.13202	41.5	205	32	57	SPVV.13203	41.5	205	32	66	Aluminum
22	4A	16	SPVV.13202	41.5	205	32	57	SPVV.13203	41.5	205	32	66	Aluminum
25	4	19	SPVT.25202	49.5	275	47.5	84	SPVT.25203	48	275	47.5	115	Aluminum
30	5	25	SPVT.30202	54.5	275	47.5	91	SPVT.30203	58	275	47.5	113	Aluminum
39	7	40	SPST.39202	90	370	60	400	SPST.39203	90	370	60	509	Aluminum



SPARE PARTS



NOMINAL SIZE			FEMALE GASKET	MALE GASKET	MALE GASKET	MALE GASKET
DNP	BG	ISO	OR-E (SILICONE)	OR (NBR)	BK (PTFE)	PU (POLYURETHANE)
06	1	6.3	PLK.025.121 S	PLT.006.120	PLT.006.130	-
13	2	10	PLT.319.031 S	PLT.013.120	PLT.013.130	PLK.013.210
20	3	12.5	PVT.019.121 S	PLT.019.120	PLT.019.120	PVT.019.210
22	4A	16	PVT.019.121 S	PLT.022.120	PLT.022.130	PVT.022.210
25	4	19	PVT.025.121 S	PLT.025.120	PLT.025.130	PVT.025.210
30	5	25	PVT.030.121 S	PLT.031.120	PLT.031.130	PVT.030.210
39	7	40	PST.039.122 S	PLT.039.120	PLT.039.130	-
50	8	50	PVT.050.122 S	PLK.050.120	PLK.050.130	-

FLAT FACE/SCREW

VITE VALVOLA PIANA/ACCIAIO
 FLAT FACE SCREW COUPLINGS/STEEL
 FLACHDICHTENDE SCHRAUBKUPPLUNGEN/STAHL
 COUPLEURS FACE PLANE À VISSER/ACIER

Caratteristiche tecniche I

- Intercambiabilità: disegno esclusivo Dnp
- Omologazione: API 16D
- Occlusione: faccia piana
- Aggancio: a vite
- Materiale: acciaio
- Finitura: Zn-Fe (Cr III) e Zn-Ni
- Filettature: BSP - NPT - SAE
- Guarnizioni standard: miscela speciale
- Temperatura d'esercizio: -25 °C +200 °C
- Pressioni di esercizio: 350 bar
- Connessione in pressione: consentita (lato maschio o lato femmina)

Technical data E


- Interchange: exclusive Dnp profile
- Approval: API 16D
- Occlusion: flat face
- Locking: screw
- Material: steel
- Finishing: Zn-Fe (Cr III) and Zn-Ni
- Threads: BSP - NPT - SAE
- Standard seals: special compound
- Working temperature: -25 °C +200 °C
- Working pressure: 350 bar
- Connection under pressure: allowed (both male or female side)

Technische Merkmale D

- Austauschbarkeit: laut exclusive Dnp Zeichnung
- Zulassung: API 16D
- Verschluss: flachdichtend
- Kupplung: Schraubweise
- Werkstoff: Stahl
- Ausführung: Zn-Fe (Cr III) und Zn-Ni
- Gewinde: BSP - NPT - SAE
- Standard-Dichtungen: Sondermischung
- Betriebstemperatur: -25 °C +200 °C
- Betriebsdruck: 350 bar
- Kuppeln unter Druck: erlaubt (Steckerseite oder Muffeseite)

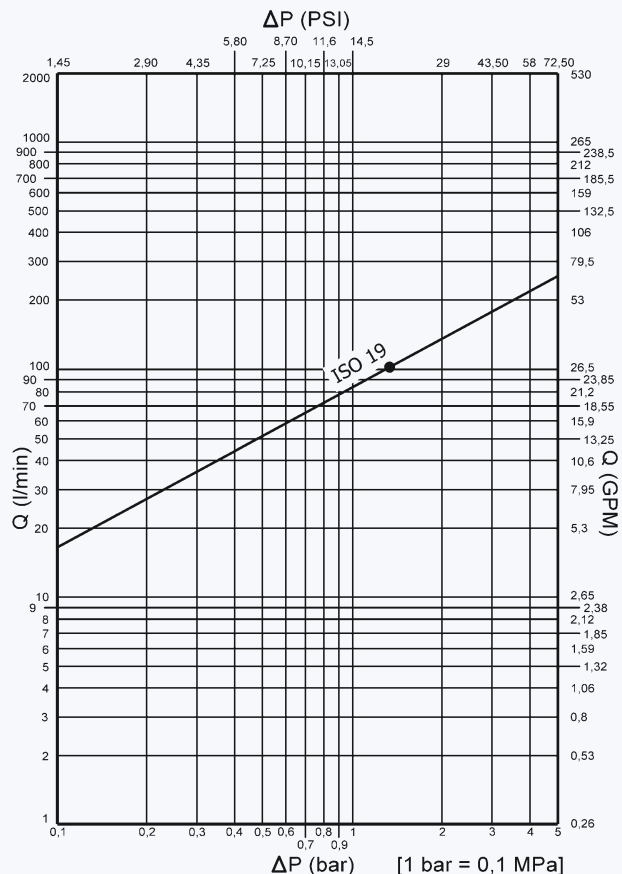
Caracteristiques techniques F

- Intercambiabilité: projet exclusif Dnp
- Attestation: API 16D
- Obturation: clapet plat
- Accrochage: vissé
- Matériel: acier
- Traitement: Zn-Fe (Cr III) et Zn-Ni
- Taraudage: BSP - NPT - SAE
- Joints standard: compose spécial
- Température de service: -25 °C +200 °C
- Pression de service: 350 bar
- Connexion sous pression: possible (côté male ou femelle)

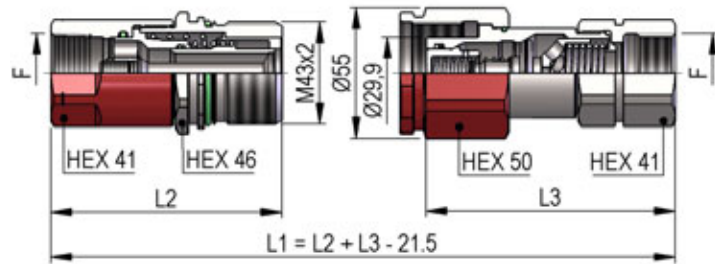


Nominal size				Max working pressure	Rated flow	Max flow rate	Min burst pressure			Fluid spillage
							Male	Female	Coupled	
DNP	BG	ISO	mm	MPa	l/min	l/min	MPa	MPa	MPa	cc
25	4	19	14.8	35	100	200	130	140	130	0.020

1 MPa = 145.04 psi • 1 l = 0.264 gal

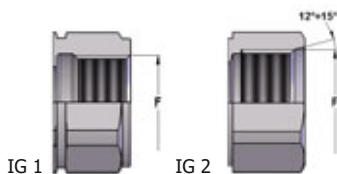


PVT4 BOP DN25 - BG 4 - ISO 19



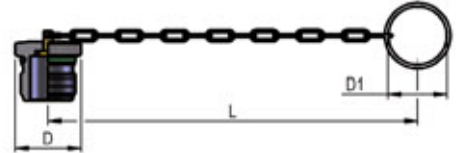
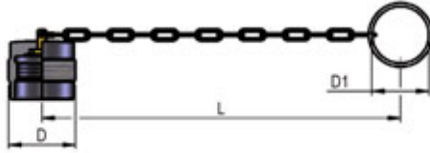
THREADS	L2	L3	F	STANDARD	FEMMINA - FEMALE - MUFFE - FEMELLE			MASCHIO - MALE - STECKER - MALE		
					COD. F	Weight (g)	Packaging (pcs.)	COD. M	Weight (g)	Packaging (pcs.)
IG 1	94.5	105	BSP 3/4"	DIN 3852-2-X	PVT4.2519.112 BOP	740	12	PVT4.2519.113 BOP	751	12
	94.5	105	NPT 3/4"	ANSI B1.20.3	PVT4.2519.012 BOP	745	12	PVT4.2519.013 BOP	758	12
	97.5	105	BSP 1"	DIN 3852-2-X	PVT4.2525.112 BOP	711	12	PVT4.2525.113 BOP	688	12
	97.5	105	NPT 1"	ANSI B1.20.3	PVT4.2525.012 BOP	717	12	PVT4.2525.013 BOP	700	12
IG 2	95	105	1"1/16-12 UN 2B	SAE J 1926-1	PVT4.2527.032 BOP	748	12	PVT4.2527.033 BOP	745	12
	95	105	1"5/16-12 UN 2B	SAE J 1926-1	PVT4.2533.032 BOP	689	12	PVT4.2533.033 BOP	687	12

THREADS



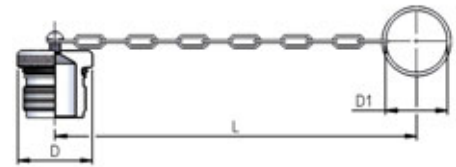
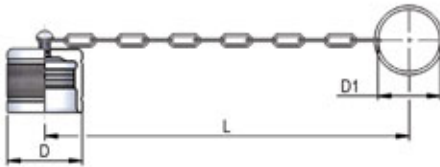
PLASTIC CAPS

NOMINAL SIZE		FEMALE DUST PLUG				MALE DUST CAP				COLOR	MATERIAL			
DNP	BG	ISO	COD. F	Dimensions			Weight (g)	COD. M	Dimensions			Weight (g)		
				D	L	D1			D	L	D1			
25	4	19	SPVT.25002	53	290	47.5	72	SPVT.25003	48	290	47.5	74	●	PVC



METAL CAPS

NOMINAL SIZE		FEMALE DUST PLUG				MALE DUST CAP				MATERIAL			
DNP	BG	ISO	COD. F	Dimensions			Weight (g)	COD. M	Dimensions			Weight (g)	
				D	L	D1			D	L	D1		
25	4	19	SPVT.25202	49.5	275	47.5	84	SPVT.25203	48	275	47.5	115	Aluminum



FLAT FACE/SCREW

VITE VALVOLA PIANA/ACCIAIO INOX
FLAT FACE SCREW COUPLINGS/STAINLESS STEEL
FLACHDICHTENDE SCHRAUBKUPPLUNGEN/
EDELSTAHL
COUPLEURS FACE PLANE À VISSER/ACIER INOX

Caratteristiche tecniche I

- Intercambiabilità: disegno esclusivo Dnp
- Omologazione: API 16D
- Occlusione: faccia piana
- Aggancio: a vite
- Materiale: interni in acciaio, parti esterne in AISI 316
- Filettature: BSP - NPT - SAE
- Guarnizioni standard: miscela speciale
- Temperatura d'esercizio: -25 °C +200 °C
- Pressioni di esercizio: 250 bar
- Connessione in pressione: consentita (lato maschio o lato femmina)

Technical data E


- Interchange: exclusive Dnp profile
- Approval: API 16D
- Occlusion: flat face
- Locking: screw
- Material: internals in steel, externals in stainless AISI 316
- Threads: BSP - NPT - SAE
- Standard seals: special compound
- Working temperature: -25 °C +200 °C
- Working pressure: 250 bar
- Connection under pressure: allowed (both male or female side)

Technische Merkmale D

- Austauschbarkeit: laut exclusive Dnp Zeichnung
- Zulassung: API 16D
- Verschluss: flachdichtend
- Kupplung: Schraubweise
- Werkstoff: Innenteile aus Stahl, Aussenteile aus Edelstahl AISI 316
- Gewinde: BSP - NPT - SAE
- Standard-Dichtungen: Sondermischung
- Betriebstemperatur: -25 °C +200 °C
- Betriebsdruck: 250 bar
- Kuppeln unter Druck: erlaubt (Steckerseite oder Muffenseite)

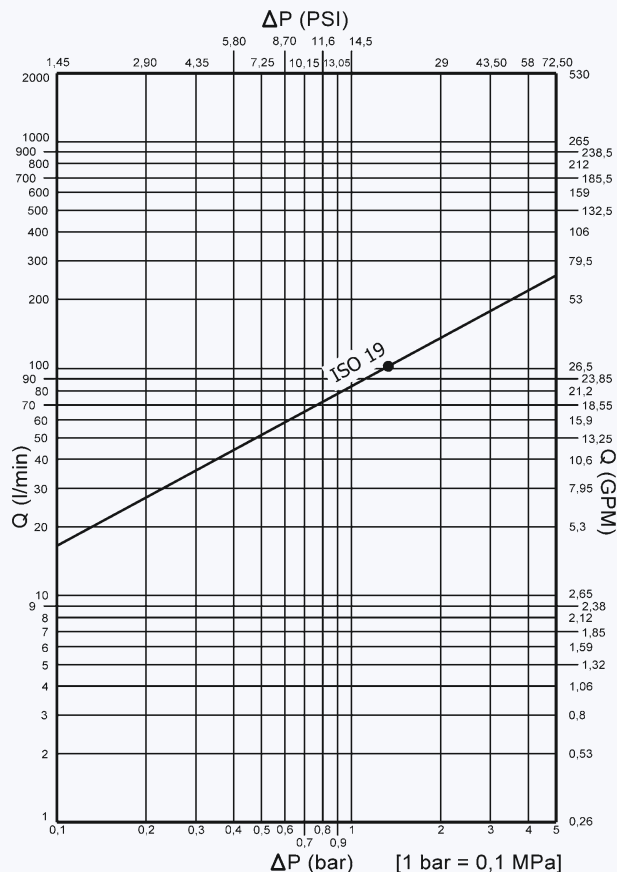
Caracteristiques techniques F

- Intercangeabilité: projet exclusif Dnp
- Attestation: API 16D
- Obturation: clapet plat
- Accrochage: vissé
- Matériel: en acier à l'intérieur, en inox AISI 316 à l'extérieur
- Taraudage: BSP - NPT - SAE
- Joints standard: compose spécial
- Température de service: -25 °C +200 °C
- Pression de service: 250 bar
- Connexion sous pression: possible (côté male ou femelle)

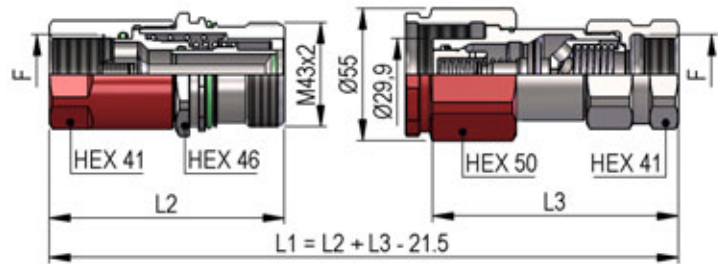


Nominal size				Max working pressure	Rated flow	Max flow rate	Min burst pressure			Fluid spillage
DNP	BG	ISO	mm				Male	Female	Coupled	
25	4	19	14.8	25 MPa	100 l/min	200 l/min	110 MPa	110 MPa	110 MPa	0.020 cc

1 MPa = 145.04 psi • 1 l = 0.264 gal

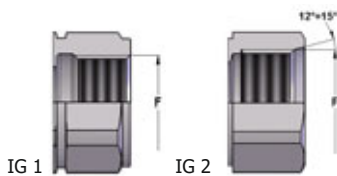


PVTX BOP DN25 - BG 4 - ISO 19



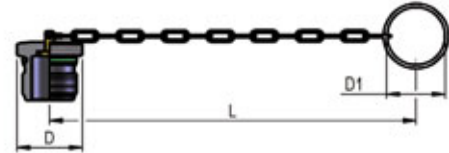
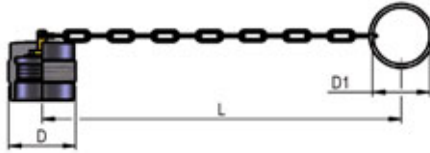
THREADS	L2	L3	F	STANDARD	FEMMINA - FEMALE - MUFFE - FEMELLE			MASCHIO - MALE - STECKER - MALE		
					COD. F	Weight (g)	Packaging (pcs.)	COD. M	Weight (g)	Packaging (pcs.)
IG 1	95.5	102	BSP 3/4"	DIN 3852-2-X	PVTX.2519.112 BOP	754	12	PVTX.2519.113 BOP	751	12
	95.5	102	NPT 3/4"	ANSI B1.20.3	PVTX.2519.012 BOP	759	12	PVTX.2519.013 BOP	758	12
	97.5	102	BSP 1"	DIN 3852-2-X	PVTX.2525.112 BOP	725	12	PVTX.2525.113 BOP	693	12
	97.5	105	NPT 1"	ANSI B1.20.3	PVTX.2525.012 BOP	740	12	PVTX.2525.013 BOP	830	12
IG 2	95	105	1"5/16-12 UN 2B	SAE J 1926-1	PVTX.2533.032 BOP	703	12	PVTX.2533.033 BOP	687	12

THREADS



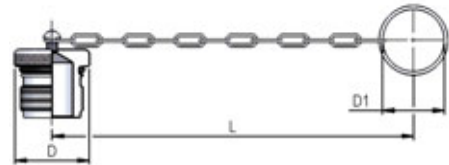
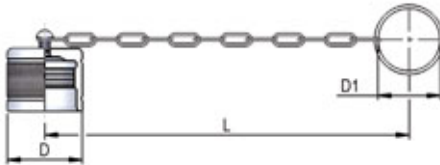
PLASTIC CAPS

NOMINAL SIZE			FEMALE DUST PLUG				MALE DUST CAP				COLOR	MATERIAL		
DNP	BG	ISO	COD. F	Dimensions			Weight	COD. M	Dimensions			Weight		
				D	L	D1	(g)		D	L	D1	(g)		
25	4	19	SPVT.25002	53	290	47.5	72	SPVT.25003	48	290	47.5	74	●	PVC



METAL CAPS

NOMINAL SIZE			FEMALE DUST PLUG				MALE DUST CAP				MATERIAL		
DNP	BG	ISO	COD. F	Dimensions			Weight	COD. M	Dimensions			Weight	
				D	L	D1	(g)		D	L	D1	(g)	
25	4	19	SPVT.25202	49.5	275	47.5	84	SPVT.25203	48	275	47.5	115	Aluminum



FLAT FACE/SCREW

VITE VALVOLA PIANA/ACCIAIO
 FLAT FACE SCREW COUPLINGS/STEEL
 FLACHDICHTENDE SCHRAUBKUPPLUNGEN/STAHL
 COUPLEURS FACE PLANE À VISSER/ACIER

Caratteristiche tecniche I

- Intercambiabilità: Stucchi VEP
- Occlusione: faccia piana
- Aggancio: a vite
- Materiale: acciaio
- Finitura: Zn-Fe (Cr III) e Zn-Ni
- Filettature: BSP - NPT - SAE
- Guarnizioni standard: NBR e PU
- Temperatura d'esercizio: -25 °C +100 °C
- Guarnizioni opzionali: FKM, EPDM o altro
- Pressioni di esercizio: 300-450 bar
- Connessione in pressione: consentita (lato maschio o lato femmina)

Technical data E

- Interchange: Stucchi VEP
- Occlusion: flat face
- Locking: screw
- Material: steel
- Finishing: Zn-Fe (Cr III) and Zn-Ni
- Threads: BSP - NPT - SAE
- Standard seals: NBR and PU
- Working temperature: -25 °C +100 °C
- Optional seals: FKM, EPDM or more
- Working pressure: 300-450 bar
- Connection under pressure: allowed (both male or female side)

Technische Merkmale D

- Austauschbarkeit: Stucchi VEP
- Verschluss: flachdichtend
- Kupplung: Schraubweise
- Werkstoff: Stahl
- Ausführung: Zn-Fe (Cr III) und Zn-Ni
- Gewinde: BSP - NPT - SAE
- Standard-Dichtungen: NBR und PU
- Betriebstemperatur: -25 °C +100 °C
- Dichtungen nach Wahl: FKM, EPDM, usw.
- Betriebsdruck: 300-450 bar
- Kuppeln unter Druck: erlaubt (Steckerseite oder Muffenseite)

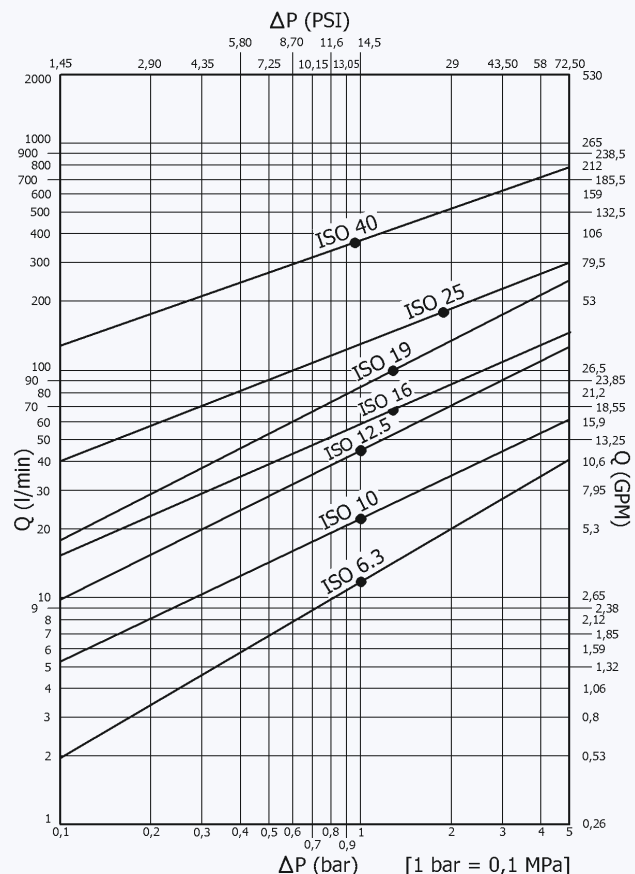
Caracteristiques techniques F

- Intercambiabilité: Stucchi VEP
- Obturation: clapet plat
- Accrochage: vissé
- Matériel: acier
- Traitement: Zn-Fe (Cr III) et Zn-Ni
- Taraudage: BSP - NPT - SAE
- Joints standard: NBR et PU
- Température de service: -25 °C +100 °C
- Joints facultatifs: FKM, EPDM, ect.
- Pression de service: 300-450 bar
- Connexion sous pression: possible (côté male ou femelle)

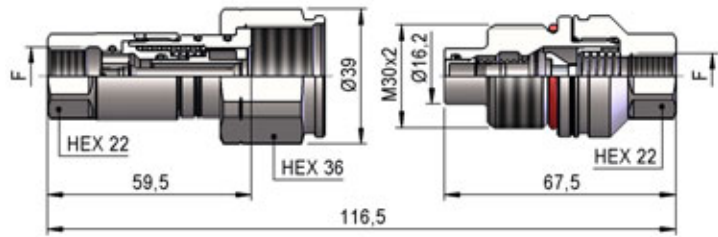


Nominal size				Max working pressure	Rated flow	Max flow rate	Min burst pressure			Fluid spillage
DNP	BG	ISO	mm				Male	Female	Coupled	
06	1	6.3	6	45	12	24	190	180	200	0.008
13	2	10	8.6	35	23	46	130	170	140	0.010
20	3	12.5	10.7	35	45	90	140	140	140	0.012
22	4A	16	12.8	35	74	150	140	140	140	0.015
25	4	19	14.8	35	100	200	140	140	140	0.020
30	5	25	17.6	35	189	280	140	140	140	0.030
39	7	40	30	30	379	700	120	120	120	0.050

1 MPa = 145.04 psi • 1 l = 0.264 gal

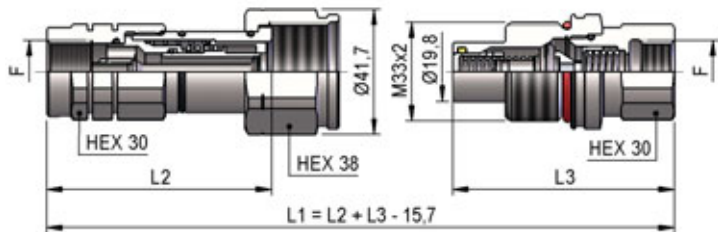


PST4 DN06 - BG 1 - ISO 6.3

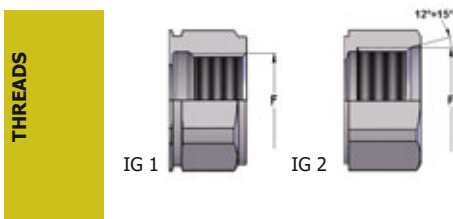


THREADS	F	STANDARD	FEMMINA - FEMALE - MUFFE - FEMELLE			MASCHIO - MALE - STECKER - MALE		
			COD. F	Weight (g)	Packaging (pcs.)	COD. M	Weight (g)	Packaging (pcs.)
IG 1	BSP 1/4"	DIN 3852-2-X	PST4.0606.112	268	35	PST4.0606.113	237	45
	NPT 1/4"	ANSI B1.20.3	PST4.0606.012	269	35	PST4.0606.013	238	45
IG 2	9/16"-18 UNF 2B	SAE J 1926-1	PST4.0615.032	265	35	PST4.0615.033	237	45

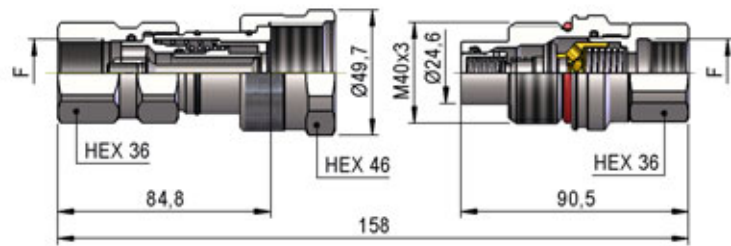
PST4 DN13 - BG 2 - ISO 10



THREADS	L2	L3	F	STANDARD	FEMMINA - FEMALE - MUFFE - FEMELLE			MASCHIO - MALE - STECKER - MALE		
					COD. F	Weight (g)	Packaging (pcs.)	COD. M	Weight (g)	Packaging (pcs.)
IG 1	75.1	74	BSP 3/8"	DIN 3852-2-X	PST4.1310.112	381	33	PST4.1310.113	298	35
	75.1	77.5	NPT 3/8"	ANSI B1.20.3	PST4.1310.012	383	33	PST4.1310.013	314	35
	75.1	74	BSP 1/2"	DIN 3852-2-X	PST4.1313.112	366	33	PST4.1313.113	284	35
	75.1	78	NPT 1/2"	ANSI B1.20.3	PST4.1313.012	369	33	PST4.1313.013	301	35
IG 2	73.6	75	9/16"-18 UNF 2B	SAE J 1926-1	PST4.1315.032	380	33	PST4.1315.033	309	35
	75.1	75	3/4"-16 UNF 2B	SAE J 1926-1	PST4.1319.032	373	33	PST4.1319.033	293	35

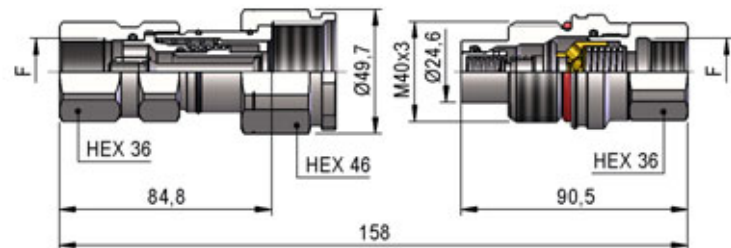


PST4 DN20 - BG 3 - ISO 12.5 (T)

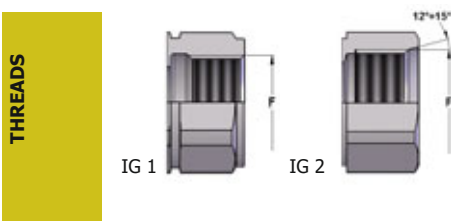


THREADS	F	STANDARD	FEMMINA - FEMALE - MUFFE - FEMELLE			MASCHIO - MALE - STECKER - MALE		
			COD. F	Weight (g)	Packaging (pcs.)	COD. M	Weight (g)	Packaging (pcs.)
IG 1	BSP 1/2"	DIN 3852-2-X	PST4.2013.112 T	619	25	PST4.2013.113	541	28
	NPT 1/2"	ANSI B1.20.3	PST4.2013.012 T	624	25	PST4.2013.013	542	28
	BSP 3/4"	DIN 3852-2-X	PST4.2019.112 T	586	25	PST4.2019.113	503	28
	NPT 3/4"	ANSI B1.20.3	PST4.2019.012 T	594	25	PST4.2019.013	510	28
IG 2	3/4"-16 UNF 2B	SAE J 1926-1	PST4.2019.032 T	625	25	PST4.2019.033	544	28
	1"1/16-12 UN 2B	SAE J 1926-1	PST4.2027.032 T	580	25	PST4.2027.033	498	28

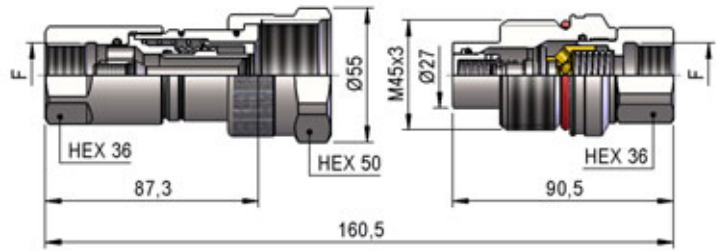
PST4 DN20 - BG 3 - ISO 12.5 (E)



THREADS	F	STANDARD	FEMMINA - FEMALE - MUFFE - FEMELLE			MASCHIO - MALE - STECKER - MALE		
			COD. F	Weight (g)	Packaging (pcs.)	COD. M	Weight (g)	Packaging (pcs.)
IG 1	BSP 1/2"	DIN 3852-2-X	PST4.2013.112	655	25	PST4.2013.113	541	28
	NPT 1/2"	ANSI B1.20.3	PST4.2013.012	659	25	PST4.2013.013	542	28
	BSP 3/4"	DIN 3852-2-X	PST4.2019.112	622	25	PST4.2019.113	503	28
	NPT 3/4"	ANSI B1.20.3	PST4.2019.012	630	25	PST4.2019.013	510	28
IG 2	3/4"-16 UNF 2B	SAE J 1926-1	PST4.2019.032	661	25	PST4.2019.033	544	28
	1"1/16-12 UN 2B	SAE J 1926-1	PST4.2027.032	616	25	PST4.2027.033	498	28

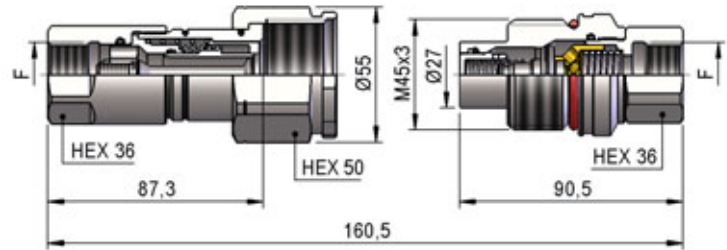


PST4 DN22 - BG 4A - ISO 16 (T)

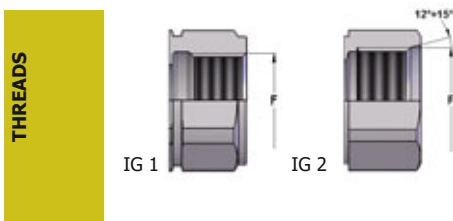


THREADS	F	STANDARD	FEMMINA - FEMALE - MUFFE - FEMELLE			MASCHIO - MALE - STECKER - MALE		
			COD. F	Weight (g)	Packaging (pcs.)	COD. M	Weight (g)	Packaging (pcs.)
IG 1	BSP 3/4"	DIN 3852-2-X	PST4.2219.112 T	706	20	PST4.2219.113	593	20
	NPT 3/4"	ANSI B1.20.3	PST4.2219.012 T	714	20	PST4.2219.013	599	20
IG 2	1"1/16-12 UN 2B	SAE J 1926-1	PST4.2227.032 T	700	20	PST4.2227.033	588	20

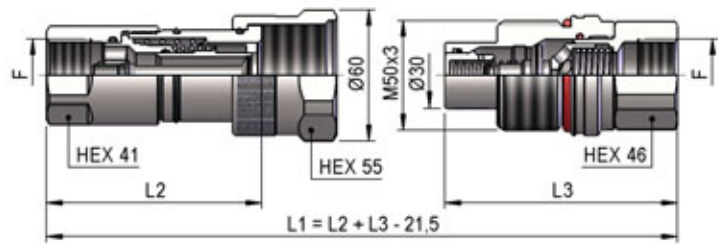
PST4 DN22 - BG 4A - ISO 16 (E)



THREADS	F	STANDARD	FEMMINA - FEMALE - MUFFE - FEMELLE			MASCHIO - MALE - STECKER - MALE		
			COD. F	Weight (g)	Packaging (pcs.)	COD. M	Weight (g)	Packaging (pcs.)
IG 1	BSP 3/4"	DIN 3852-2-X	PST4.2219.112	750	20	PST4.2219.113	593	20
	NPT 3/4"	ANSI B1.20.3	PST4.2219.012	758	20	PST4.2219.013	599	20
IG 2	1"1/16-12 UN 2B	SAE J 1926-1	PST4.2227.032	743	20	PST4.2227.033	588	20

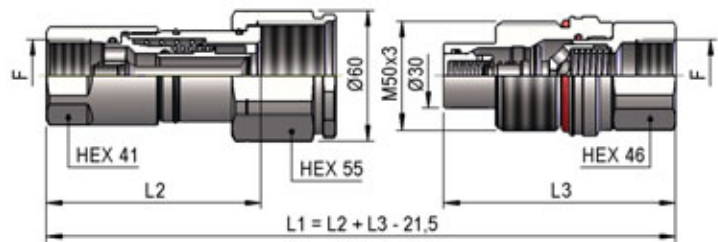


PST4 DN25 - BG 4 - ISO 19 (T)

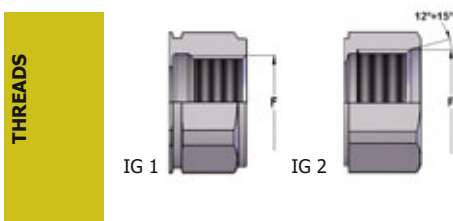


THREADS	L2	L3	F	STANDARD	FEMMINA - FEMALE - MUFFE - FEMELLE			MASCHIO - MALE - STECKER - MALE		
					COD. F	Weight (g)	Packaging (pcs.)	COD. M	Weight (g)	Packaging (pcs.)
IG 1	96	103	BSP 3/4"	DIN 3852-2-X	PST4.2519.112 T	967	18	PST4.2519.113	980	18
	96	104	NPT 3/4"	ANSI B1.20.3	PST4.2519.012 T	972	18	PST4.2519.013	987	18
	99	107	BSP 1"	DIN 3852-2-X	PST4.2525.112 T	938	18	PST4.2525.113	922	18
	99	107	NPT 1"	ANSI B1.20.3	PST4.2525.012 T	944	18	PST4.2525.013	932	18
IG 2	96.5	104	1"1/16-12 UN 2B	SAE J 1926-1	PST4.2527.032 T	975	18	PST4.2527.033	955	18
	96.5	105	1"5/16-12 UN 2B	SAE J 1926-1	PST4.2533.032 T	916	18	PST4.2533.033	897	18

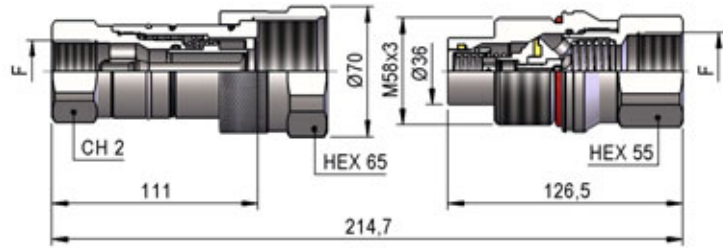
PST4 DN25 - BG 4 - ISO 19 (E)



THREADS	L2	L3	F	STANDARD	FEMMINA - FEMALE - MUFFE - FEMELLE			MASCHIO - MALE - STECKER - MALE		
					COD. F	Weight (g)	Packaging (pcs.)	COD. M	Weight (g)	Packaging (pcs.)
IG 1	96	103	BSP 3/4"	DIN 3852-2-X	PST4.2519.112	1026	18	PST4.2519.113	980	18
	96	104	NPT 3/4"	ANSI B1.20.3	PST4.2519.012	1031	18	PST4.2519.013	987	18
	99	107	BSP 1"	DIN 3852-2-X	PST4.2525.112	997	18	PST4.2525.113	922	18
	99	107	NPT 1"	ANSI B1.20.3	PST4.2525.012	1003	18	PST4.2525.013	932	18
IG 2	96.5	104	1"1/16-12 UN 2B	SAE J 1926-1	PST4.2527.032	1034	18	PST4.2527.033	955	18
	96.5	105	1"5/16-12 UN 2B	SAE J 1926-1	PST4.2533.032	975	18	PST4.2533.033	897	18

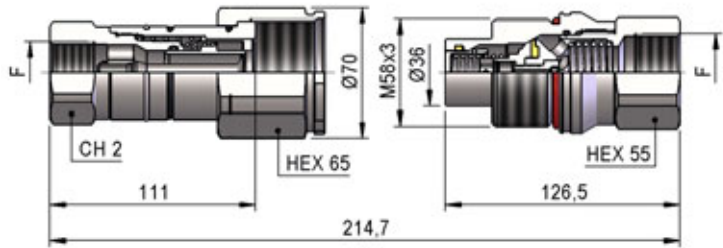


PST4 DN30 - BG 5 - ISO 25 (T)

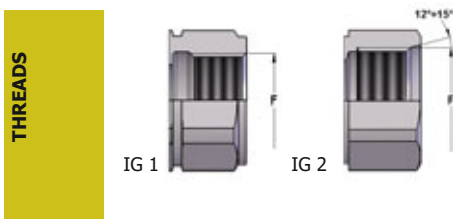


THREADS	CH2	F	STANDARD	FEMMINA - FEMALE - MUFFE - FEMELLE			MASCHIO - MALE - STECKER - MALE		
				COD. F	Weight (g)	Packaging (pcs.)	COD. M	Weight (g)	Packaging (pcs.)
IG 1	50	BSP 1"	DIN 3852-2-X	PST4.3025.112 T	1618	12	PST4.3025.113	1656	13
	50	NPT 1"	ANSI B1.20.3	PST4.3025.012 T	1641	12	PST4.3025.013	1662	13
	55	BSP 1 1/4"	DIN 3852-2-X	PST4.3031.112 T	1620	12	PST4.3031.113	1519	13
	55	NPT 1 1/4"	ANSI B1.20.3	PST4.3031.012 T	1634	12	PST4.3031.013	1540	13
IG 2	50	1 1/5/16-12 UN 2B	SAE J 1926-1	PST4.3033.032 T	1617	12	PST4.3033.033	1645	13
	55	1 1/5/8-12 UN 2B	SAE J 1926-1	PST4.3041.032 T	1622	12	PST4.3041.033	1549	13

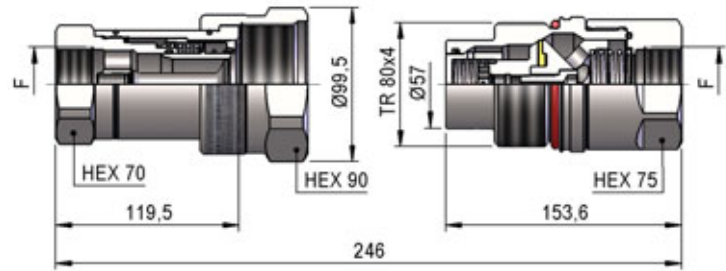
PST4 DN30 - BG 5 - ISO 25 (E)



THREADS	CH2	F	STANDARD	FEMMINA - FEMALE - MUFFE - FEMELLE			MASCHIO - MALE - STECKER - MALE		
				COD. F	Weight (g)	Packaging (pcs.)	COD. M	Weight (g)	Packaging (pcs.)
IG 1	50	BSP 1"	DIN 3852-2-X	PST4.3025.112	1700	12	PST4.3025.113	1656	13
	50	NPT 1"	ANSI B1.20.3	PST4.3025.012	1722	12	PST4.3025.013	1662	13
	55	BSP 1 1/4"	DIN 3852-2-X	PST4.3031.112	1700	12	PST4.3031.113	1519	13
	55	NPT 1 1/4"	ANSI B1.20.3	PST4.3031.012	1715	12	PST4.3031.013	1540	13
IG 2	50	1 1/5/16-12 UN 2B	SAE J 1926-1	PST4.3033.032	1698	12	PST4.3033.033	1645	13
	55	1 1/5/8-12 UN 2B	SAE J 1926-1	PST4.3041.032	1703	12	PST4.3041.033	1549	13

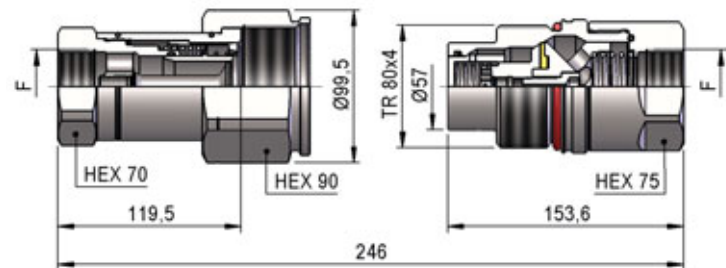


PST4 DN39 - BG 7 - ISO 40 (T)



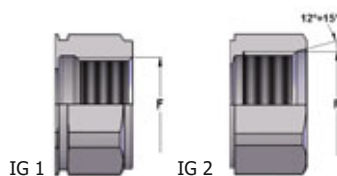
THREADS	F	STANDARD	FEMMINA - FEMALE - MUFFE - FEMELLE			MASCHIO - MALE - STECKER - MALE		
			COD. F	Weight (g)	Packaging (pcs.)	COD. M	Weight (g)	Packaging (pcs.)
IG 1	BSP 1"¼	DIN 3852-2-X	PST4.3931.112 T	3328	6	PST4.3931.113	3822	6
	NPT 1"¼	ANSI B1.20.3	PST4.3931.012 T	3346	6	PST4.3931.013	3840	6
	BSP 1"½	DIN 3852-2-X	PST4.3939.112 T	3256	6	PST4.3939.113	3750	6
	NPT 1"½	ANSI B1.20.3	PST4.3939.012 T	3271	6	PST4.3939.013	3767	6
IG 2	1"5/8-12 UN 2B	SAE J 1926-1	PST4.3941.032 T	3326	6	PST4.3941.033	3820	6
	1"7/8-12 UN 2B	SAE J 1926-1	PST4.3947.032 T	3246	6	PST4.3947.033	3728	6

PST4 DN39 - BG 7 - ISO 40 (E)



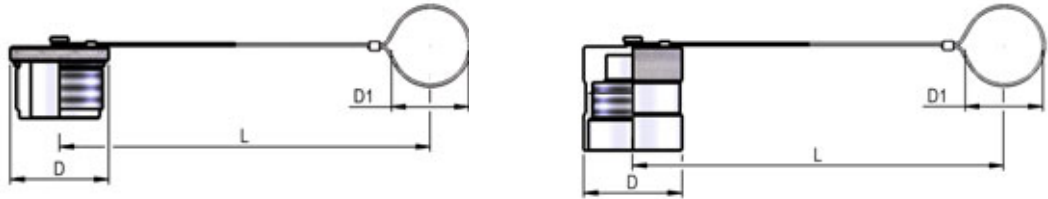
THREADS	F	STANDARD	FEMMINA - FEMALE - MUFFE - FEMELLE			MASCHIO - MALE - STECKER - MALE		
			COD. F	Weight (g)	Packaging (pcs.)	COD. M	Weight (g)	Packaging (pcs.)
IG 1	BSP 1"¼	DIN 3852-2-X	PST4.3931.112	3572	6	PST4.3931.113	3822	6
	NPT 1"¼	ANSI B1.20.3	PST4.3931.012	3590	6	PST4.3931.013	3840	6
	BSP 1"½	DIN 3852-2-X	PST4.3939.112	3500	6	PST4.3939.113	3750	6
	NPT 1"½	ANSI B1.20.3	PST4.3939.012	3515	6	PST4.3939.013	3767	6
IG 2	1"5/8-12 UN 2B	SAE J 1926-1	PST4.3941.032	3570	6	PST4.3941.033	3820	6
	1"7/8-12 UN 2B	SAE J 1926-1	PST4.3947.032	3490	6	PST4.3947.033	3728	6

THREADS

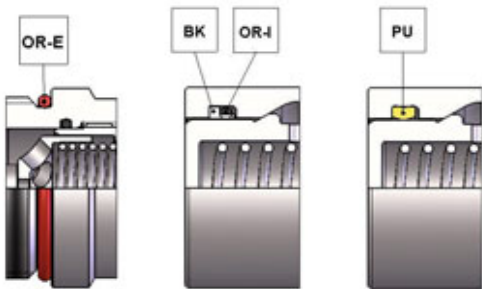


METAL CAPS

NOMINAL SIZE			FEMALE DUST PLUG					MALE DUST CAP					MATERIAL
DNP	BG	ISO	COD. F	Dimensions			Weight (g)	COD. M	Dimensions			Weight (g)	
				D	L	D1			D	L	D1		
06	1	6.3	SPST.06202	35	150	25	46	SPST.06203	35	150	25	46	Aluminum
13	2	10	SPST.13202	38	150	25	52	SPST.13203	38	150	25	65	Aluminum
20	3	12.5	SPST.20202	45	215	30	75	SPST.20203	45	215	30	90	Aluminum
22	4A	16	SPST.22202	50	215	30	102	SPST.22203	50	215	30	109	Aluminum
25	4	19	SPST.25202	55	230	30	147	SPST.25203	55	230	30	155	Aluminum
30	5	25	SPST.30202	65	350	45	214	SPST.30203	65	350	45	225	Aluminum
39	7	40	SPST.39202	90	380	50	400	SPST.39203	90	380	50	509	Aluminum



SPARE PARTS




NOMINAL SIZE			MALE GASKET	MALE GASKET	MALE GASKET	
DNP	BG	ISO	OR-E (SILICONE)	OR-I (NBR)	BK (PTFE)	PU (POLYURETHANE)
06	1	6.3	PLT.319.031 S	PLT.006.120	PLT.006.130	-
13	2	10	PAV.019.120 S	PLT.013.120	PLT.013.130	PLK.013.210
20	3	12.5	PGR.025.120 S	PLT.019.120	PLT.019.130	PVT.019.210
22	4A	16	PBV.025.120 S	PLT.022.120	PLT.022.130	PVT.022.210
25	4	19	PAV.030.120 S	PLT.025.120	PLT.025.130	PVT.025.210
30	5	25	PDV.039.120 S	PLT.031.120	PLT.031.130	PVT.030.210
39	7	40	PST.039.122 S	PLT.039.120	PLT.039.130	-

FLAT FACE/SCREW

VITE VALVOLA PIANA/SICURA
 FLAT FACE SCREW COUPLINGS/PIN LOCK
 FLACHDICHTENDE SCHRAUBKUPPLUNGEN/SPLINT
 COUPLEURS FACE PLANE À VISSER/GOUPILLE

Caratteristiche tecniche **I**

- Intercambiabilità: Stucchi VEP
- Occlusione: faccia piana
- Aggancio: a vite con sicura
- Materiale: acciaio
- Finitura: Zn-Fe (Cr III) e Zn-Ni
- Filettature: BSP - NPT - SAE
- Guarnizioni standard: NBR e PU
- Temperatura d'esercizio: -25 °C +100 °C
- Guarnizioni opzionali: FKM, EPDM o altro
- Pressioni di esercizio: 300-350 bar
- Connessione in pressione: consentita (lato maschio o lato femmina)



Technical data **E**

- Interchange: Stucchi VEP
- Occlusion: flat face
- Locking: screw with pin lock
- Material: steel
- Finishing: Zn-Fe (Cr III) and Zn-Ni
- Threads: BSP - NPT - SAE
- Standard seals: NBR and PU
- Working temperature: -25 °C +100 °C
- Optional seals: FKM, EPDM or more
- Working pressure: 300-350 bar
- Connection under pressure: allowed (both male or female side)

Nominal size				Max working pressure	Rated flow	Max flow rate	Min burst pressure			Fluid spillage
DNP	BG	ISO	mm				Male	Female	Coupled	
20	3	12.5	10.7	35	45	90	140	140	140	0.012
22	4A	16	12.8	35	74	150	140	140	140	0.015
25	4	19	14.8	35	100	200	140	140	140	0.020
30	5	25	17.6	35	189	280	140	140	140	0.030
39	7	40	30	30	379	700	120	120	120	0.050

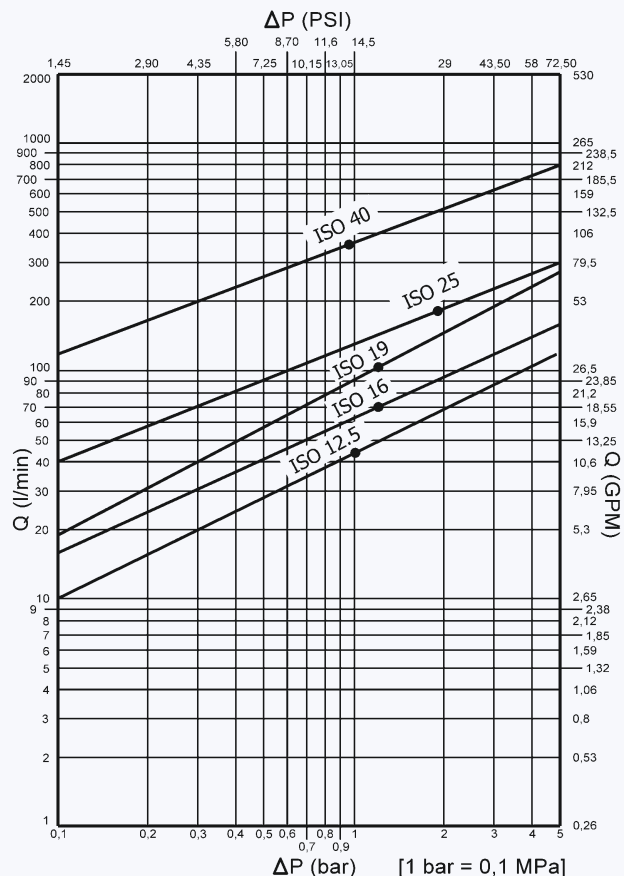
1 MPa = 145.04 psi • 1 l = 0.264 gal

Technische Merkmale **D**

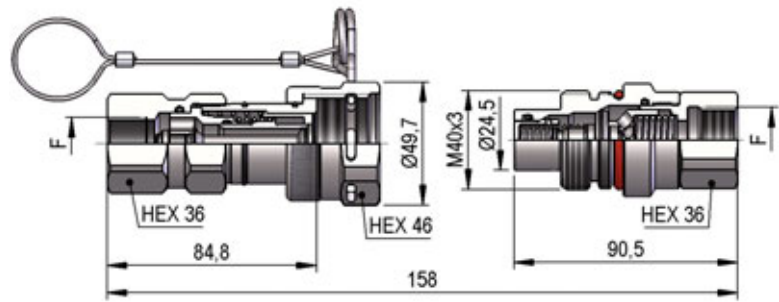
- Austauschbarkeit: Stucchi VEP
- Verschluss: flachdichtend
- Kupplung: Schraubweise mit splint
- Werkstoff: Stahl
- Ausführung: Zn-Fe (Cr III) und Zn-Ni
- Gewinde: BSP - NPT - SAE
- Standard-Dichtungen: NBR und PU
- Betriebstemperatur: -25 °C +100 °C
- Dichtungen nach Wahl: FKM, EPDM, usw.
- Betriebsdruck: 300-350 bar
- Kuppeln unter Druck: erlaubt (Steckerseite oder Muffeseite)

Caracteristiques techniques **F**

- Intercambiabilité: Stucchi VEP
- Obturation: clapet plat
- Accrochage: a vissé avec goupille
- Matériel: acier
- Traitement: Zn-Fe (Cr III) et Zn-Ni
- Taraudage: BSP - NPT - SAE
- Joints standard: NBR et PU
- Température de service: -25 °C +100 °C
- Joints facultatifs: FKM, EPDM, ect.
- Pression de service: 300-350 bar
- Connexion sous pression: possible (côté male ou femelle)

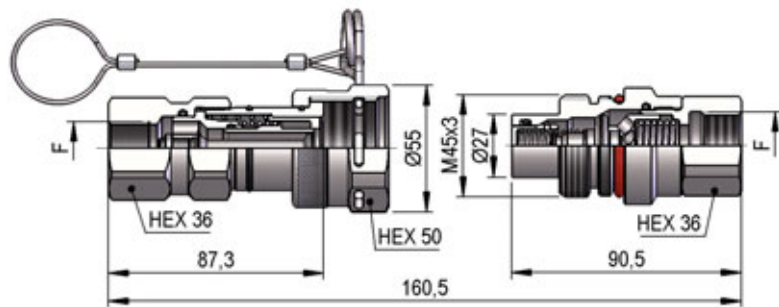


PST4 CS DN20 - BG 3 - ISO 12.5

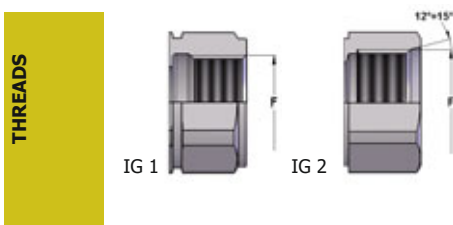


THREADS	F	STANDARD	FEMMINA - FEMALE - MUFFE - FEMELLE			MASCHIO - MALE - STECKER - MALE		
			COD. F	Weight (g)	Packaging (pcs.)	COD. M	Weight (g)	Packaging (pcs.)
IG 1	BSP 1/2"	DIN 3852-2-X	PST4.2013.112 CS	655	25	PST4.2013.113 CS	541	28
	NPT 1/2"	ANSI B1.20.3	PST4.2013.012 CS	659	25	PST4.2013.013 CS	542	28
	BSP 3/4"	DIN 3852-2-X	PST4.2019.112 CS	622	25	PST4.2019.113 CS	503	28
	NPT 3/4"	ANSI B1.20.3	PST4.2019.012 CS	630	25	PST4.2019.013 CS	510	28
IG 2	3/4"-16 UNF 2B	SAE J 1926-1	PST4.2019.032 CS	625	25	PST4.2019.033 CS	544	28
	1"1/16-12 UN 2B	SAE J 1926-1	PST4.2027.032 CS	580	25	PST4.2027.033 CS	498	28

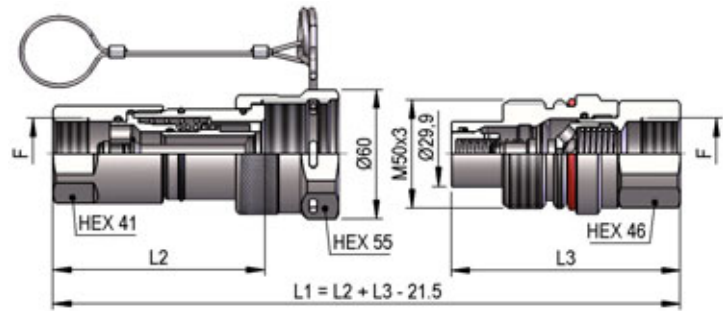
PST4 CS DN22 - BG 4A - ISO 16



THREADS	F	STANDARD	FEMMINA - FEMALE - MUFFE - FEMELLE			MASCHIO - MALE - STECKER - MALE		
			COD. F	Weight (g)	Packaging (pcs.)	COD. M	Weight (g)	Packaging (pcs.)
IG 1	BSP 3/4"	DIN 3852-2-X	PST4.2219.112 CS	715	20	PST4.2219.113 CS	575	20
	NPT 3/4"	ANSI B1.20.3	PST4.2219.012 CS	723	20	PST4.2219.013 CS	582	20
IG 2	1"1/16-12 UN 2B	SAE J 1926-1	PST4.2227.032 CS	709	20	PST4.2227.033 CS	570	20

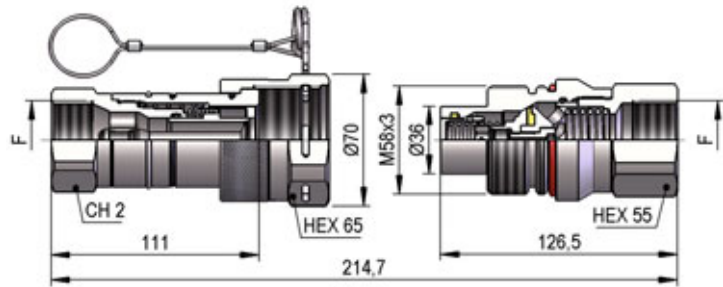


PST4 CS DN25 - BG 3 - ISO 12.5



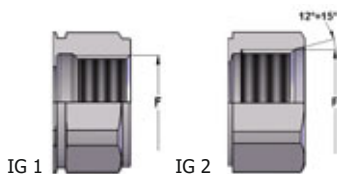
THREADS	L2	L3	F	STANDARD	FEMMINA - FEMALE - MUFFE - FEMELLE			MASCHIO - MALE - STECKER - MALE		
					COD. F	Weight (g)	Packaging (pcs.)	COD. M	Weight (g)	Packaging (pcs.)
IG 1	96	103	BSP 3/4"	DIN 3852-2-X	PST4.2519.112 CS	971	18	PST4.2519.113 CS	926	18
	96	104	NPT 3/4"	ANSI B1.20.3	PST4.2519.012 CS	977	18	PST4.2519.013 CS	932	18
	99	107	BSP 1"	DIN 3852-2-X	PST4.2525.112 CS	943	18	PST4.2525.113 CS	898	18
	99	107	NPT 1"	ANSI B1.20.3	PST4.2525.012 CS	949	18	PST4.2525.013 CS	908	18
IG 2	96.5	104	1"1/16-12 UN 2B	SAE J 1926-1	PST4.2527.032 CS	980	18	PST4.2527.033 CS	932	18
	96.5	105	1"5/16-12 UN 2B	SAE J 1926-1	PST4.2533.032 CS	921	18	PST4.2533.033 CS	873	18

PST4 CS DN30 - BG 5 - ISO 25

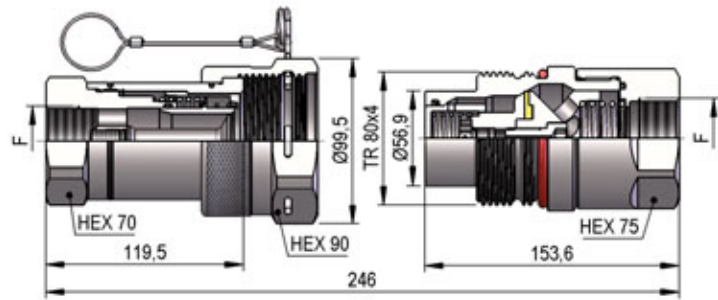


THREADS	CH2	F	STANDARD	FEMMINA - FEMALE - MUFFE - FEMELLE			MASCHIO - MALE - STECKER - MALE		
				COD. F	Weight (g)	Packaging (pcs.)	COD. M	Weight (g)	Packaging (pcs.)
IG 1	50	BSP 1"	DIN 3852-2-X	PST4.3025.112 CS	1700	12	PST4.3025.113 CS	1647	13
	50	NPT 1"	ANSI B1.20.3	PST4.3025.012 CS	1722	12	PST4.3025.013 CS	1656	13
	55	BSP 1"1/4	DIN 3852-2-X	PST4.3031.112 CS	1700	12	PST4.3031.113 CS	1504	13
	55	NPT 1"1/4	ANSI B1.20.3	PST4.3031.012 CS	1715	12	PST4.3031.013 CS	1525	13
IG 2	50	1"5/16-12 UN 2B	SAE J 1926-1	PST4.3033.032 CS	1698	12	PST4.3033.033 CS	1630	13
	55	1"5/8-12 UN 2B	SAE J 1926-1	PST4.3041.032 CS	1703	12	PST4.3041.033 CS	1534	13

THREADS

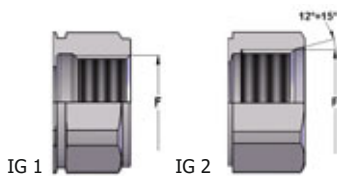


PST4 CS DN39 - BG 7 - ISO 40



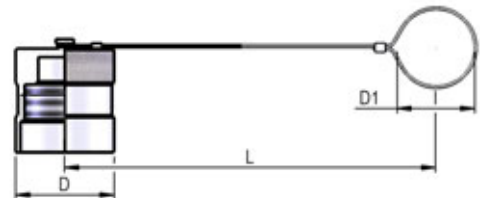
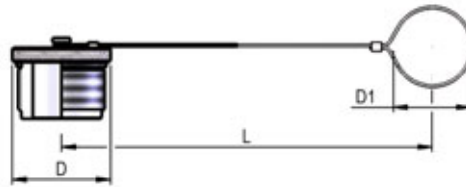
THREADS	F	STANDARD	FEMMINA - FEMALE - MUFFE - FEMELLE			MASCHIO - MALE - STECKER - MALE		
			COD. F	Weight (g)	Packaging (pcs.)	COD. M	Weight (g)	Packaging (pcs.)
IG 1	BSP 1"½	DIN 3852-2-X	PST4.3939.112 CS	3250	6	PST4.3939.113 CS	3721	6
	NPT 1"½	ANSI B1.20.3	PST4.3939.012 CS	3265	6	PST4.3939.013 CS	3738	6
IG 2	1"5/8-12 UN 2B	SAE J 1926-1	PST4.3941.032 CS	3320	6	PST4.3941.033 CS	3790	6
	1"7/8-12 UN 2B	SAE J 1926-1	PST4.3947.032 CS	3240	6	PST4.3947.033 CS	3700	6

THREADS

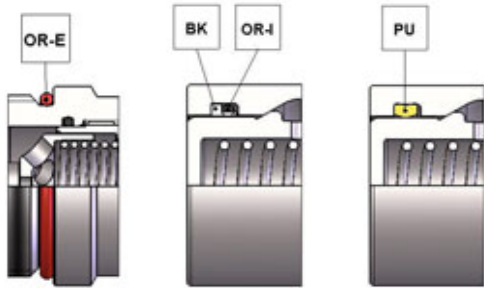


METAL CAPS

NOMINAL SIZE			FEMALE DUST PLUG				MALE DUST CAP				MATERIAL		
DNP	BG	ISO	COD. F	Dimensions			Weight (g)	COD. M	Dimensions			Weight (g)	
				D	L	D1			D	L	D1		
20	3	12.5	SPST.20202	45	215	30	75	SPST.20203	45	215	30	90	Aluminum
22	4A	16	SPST.22202	50	215	30	102	SPST.22203	50	215	30	109	Aluminum
25	4	19	SPST.25202	55	230	30	147	SPST.25203	55	230	30	155	Aluminum
30	5	25	SPST.30202	65	350	45	214	SPST.30203	65	350	45	225	Aluminum
39	7	40	SPST.39202	90	380	50	400	SPST.39203	90	380	50	509	Aluminum



SPARE PARTS



NOMINAL SIZE			MALE GASKET	MALE GASKET	MALE GASKET	
DNP	BG	ISO	OR-E (SILICONE)	OR-I (NBR)	BK (PTFE)	PU (POLYURETHANE)
20	3	12.5	PGR.025.120 S	PLT.019.120	PLT.019.130	PVT.019.210
22	4A	16	PBV.025.120 S	PLT.022.120	PLT.022.130	PVT.022.210
25	4	19	PAV.030.120 S	PLT.025.120	PLT.025.130	PVT.025.210
30	5	25	PDV.039.120 S	PLT.031.120	PLT.031.130	PVT.030.210
39	7	40	PST.039.122 S	PLT.039.120	PLT.039.130	-

FLAT FACE/SCREW

VITE VALVOLA PIANA FLANGIATO
FLANGED FLAT FACE SCREW COUPLINGS
GEFLANSCHTE FLACHDICHTENDE
SCHRAUBKUPPLUNGEN
COUPLEURS FACE PLANE À VISSER BRIDÉS

Caratteristiche tecniche I

- Intercambiabilità: Stucchi VEP
- Occlusione: faccia piana
- Aggancio: a vite
- Materiale: acciaio
- Finitura: Zn-Fe (Cr III) e Zn-Ni
- Connessione: Flange SAE 6000
- Guarnizioni standard: NBR e PU
- Temperatura d'esercizio: -25 °C +100 °C
- Guarnizioni opzionali: FKM, EPDM o altro
- Pressioni di esercizio: 300-350 bar
- Connessione in pressione: consentita (lato maschio o lato femmina)

Technical data E

- Interchange: Stucchi VEP
- Occlusion: flat face
- Locking: screw
- Material: steel
- Finishing: Zn-Fe (Cr III) and Zn-Ni
- Connection: SAE 6000 flanges
- Standard seals: NBR and PU
- Working temperature: -25 °C +100 °C
- Optional seals: FKM, EPDM or more
- Working pressure: 300-350 bar
- Connection under pressure: allowed (both male or female side)

Technische Merkmale D

- Austauschbarkeit: Stucchi VEP
- Verschluss: flachdichtend
- Kupplung: Schraubweise
- Werkstoff: Stahl
- Ausführung: Zn-Fe (Cr III) und Zn-Ni
- Anschluss: SAE 6000-Flansche
- Standard-Dichtungen: NBR und PU
- Betriebstemperatur: -25 °C +100 °C
- Dichtungen nach Wahl: FKM, EPDM, usw.
- Betriebsdruck: 300-350 bar
- Kuppeln unter Druck: erlaubt (Steckerseite oder Muffeseite)

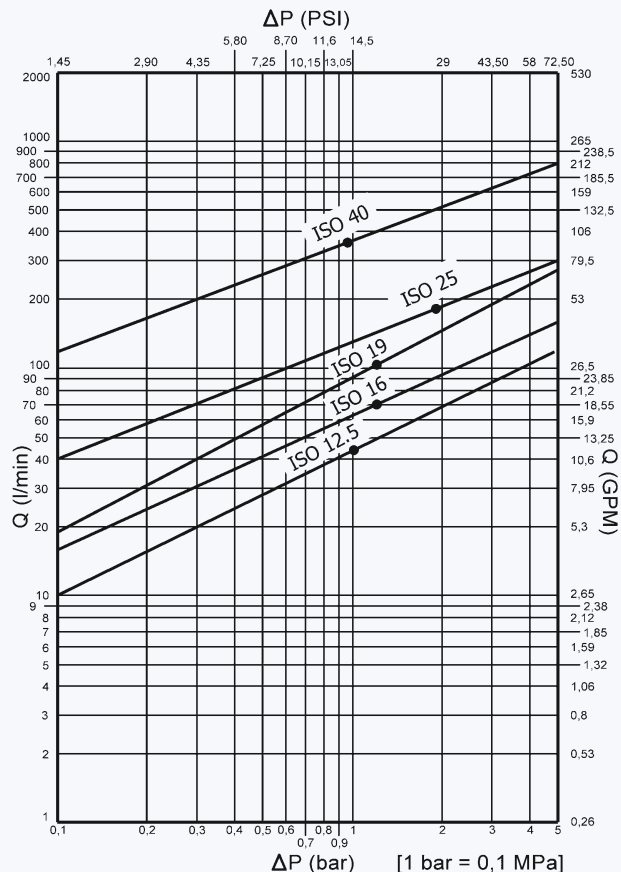
Caracteristiques techniques F

- Intercangeabilité: Stucchi VEP
- Obturation: clapet plat
- Accrochage: vissé
- Matériel: acier
- Traitement: Zn-Fe (Cr III) et Zn-Ni
- Connexion: SAE 6000 brides
- Joints standard: NBR et PU
- Température de service: -25 °C +100 °C
- Joints facultatifs: FKM, EPDM, ect.
- Pression de service: 300-350 bar
- Connexion sous pression: possible (côté male ou femelle)

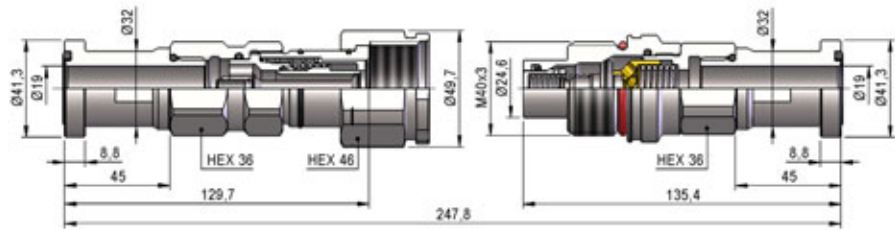


Nominal size				Max working pressure	Rated flow	Max flow rate	Min burst pressure			Fluid spillage
DNP	BG	ISO	mm				Male	Female	Coupled	
20	3	12.5	10.7	35	45	90	140	140	140	0.012
22	4A	16	12.8	35	74	150	140	140	140	0.015
25	4	19	14.8	35	100	200	140	140	140	0.020
30	5	25	17.6	35	189	280	140	140	140	0.030
39	7	40	30	30	379	700	120	120	120	0.050

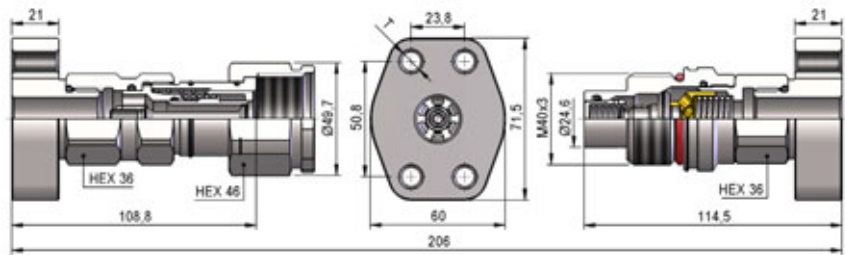
1 MPa = 145.04 psi • 1 l = 0.264 gal



PSTF DN20 - BG 3 - ISO 12.5

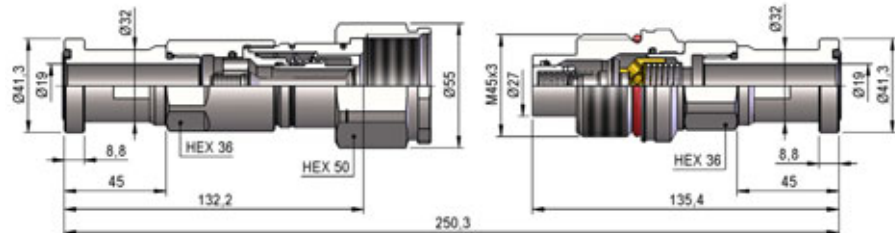


SIZE	STANDARD	FEMMINA - FEMALE - MUFFE - FEMELLE			MASCCHIO - MALE - STECKER - MALE		
		COD. F	Weight (g)	Packaging (pcs.)	COD. M	Weight (g)	Packaging (pcs.)
3/4"	SAE J518	PSTF.2027.802	830	14	PSTF.2027.803	750	14

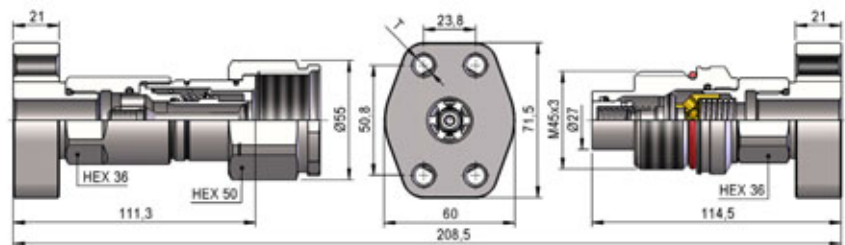


T	SIZE	STANDARD	FEMMINA - FEMALE - MUFFE - FEMELLE			MASCCHIO - MALE - STECKER - MALE		
			COD. F	Weight (g)	Packaging (pcs.)	COD. M	Weight (g)	Packaging (pcs.)
M10	3/4"	SAE J518	PSTF.2027.812	1085	8	PSTF.2027.813	1000	8
3/8"-16 UNC	3/4"	SAE J518	PSTF.2027.822	1085	8	PSTF.2027.823	1000	8

PSTF DN22 - BG 4A - ISO 16

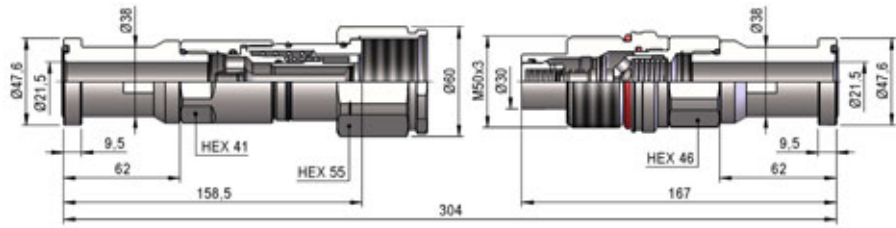


SIZE	STANDARD	FEMMINA - FEMALE - MUFFE - FEMELLE			MASCCHIO - MALE - STECKER - MALE		
		COD. F	Weight (g)	Packaging (pcs.)	COD. M	Weight (g)	Packaging (pcs.)
3/4"	SAE J518	PSTF.2227.802	950	10	PSTF.2227.803	840	10

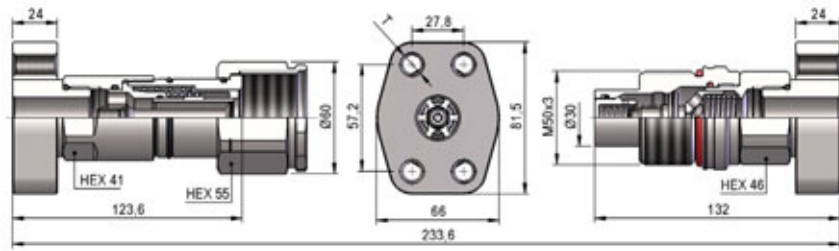


T	SIZE	STANDARD	FEMMINA - FEMALE - MUFFE - FEMELLE			MASCCHIO - MALE - STECKER - MALE		
			COD. F	Weight (g)	Packaging (pcs.)	COD. M	Weight (g)	Packaging (pcs.)
M10	3/4"	SAE J518	PSTF.2227.812	1205	8	PSTF.2227.813	1090	8
3/8"-16 UNC	3/4"	SAE J518	PSTF.2227.822	1205	8	PSTF.2227.823	1090	8

PSTF DN25 - BG 4 - ISO 19

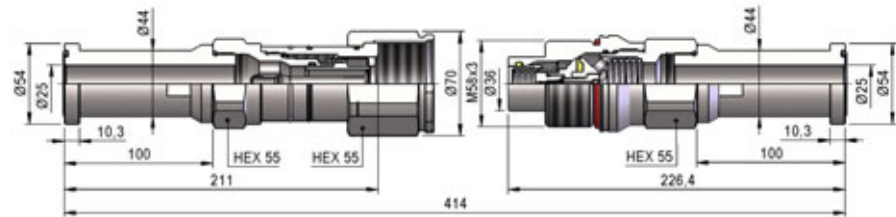


SIZE	STANDARD	FEMMINA - FEMALE - MUFFE - FEMELLE			MASCIO - MALE - STECKER - MALE		
		COD. F	Weight (g)	Packaging (pcs.)	COD. M	Weight (g)	Packaging (pcs.)
1"	SAE J518	PSTF.2533.802	1425	9	PSTF.2533.803	1405	9

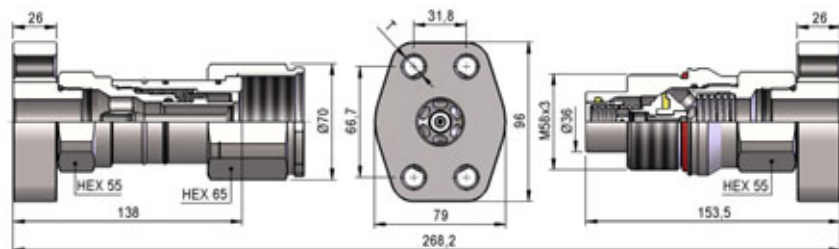


T	SIZE	STANDARD	FEMMINA - FEMALE - MUFFE - FEMELLE			MASCIO - MALE - STECKER - MALE		
			COD. F	Weight (g)	Packaging (pcs.)	COD. M	Weight (g)	Packaging (pcs.)
M12	1"	SAE J518	PSTF.2533.812	1705	6	PSTF.2533.813	1690	6
	7/16"-14 UNC	SAE J518	PSTF.2533.822	1705	6	PSTF.2533.823	1690	6

PSTF DN30 - BG 5 - ISO 25

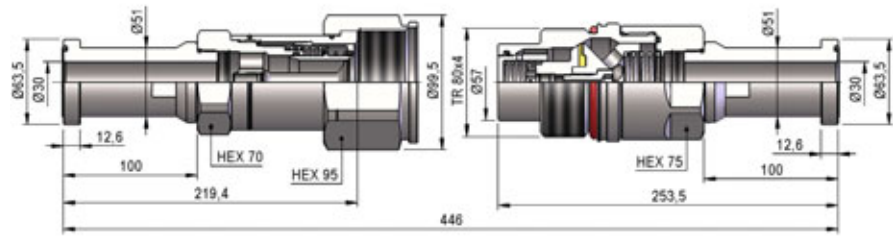


SIZE	STANDARD	FEMMINA - FEMALE - MUFFE - FEMELLE			MASCIO - MALE - STECKER - MALE		
		COD. F	Weight (g)	Packaging (pcs.)	COD. M	Weight (g)	Packaging (pcs.)
1 1/4"	SAE J518	PSTF.3041.802	2630	6	PSTF.3041.803	2550	6

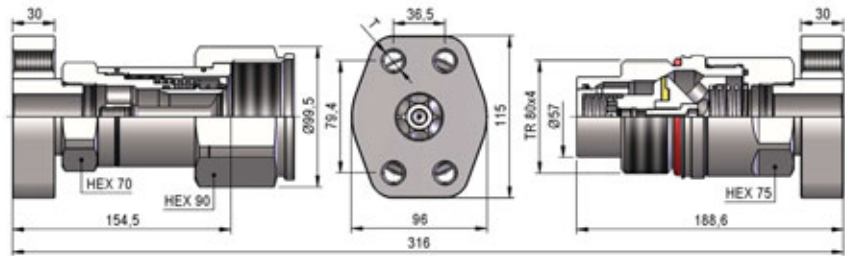


T	SIZE	STANDARD	FEMMINA - FEMALE - MUFFE - FEMELLE			MASCIO - MALE - STECKER - MALE		
			COD. F	Weight (g)	Packaging (pcs.)	COD. M	Weight (g)	Packaging (pcs.)
M14	1 1/4"	SAE J518	PSTF.3041.812	2760	4	PSTF.3041.813	2690	4
	1/2"-13 UNC	SAE J518	PSTF.3041.822	2760	4	PSTF.3041.823	2690	4

PSTF DN39 - BG 7 - ISO 40



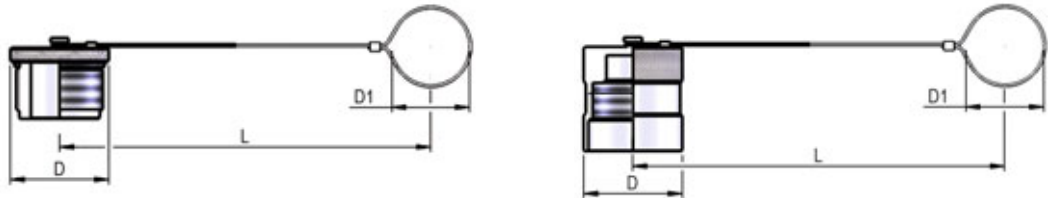
SIZE	STANDARD	FEMMINA - FEMALE - MUFFE - FEMELLE			MASCHIO - MALE - STECKER - MALE		
		COD. F	Weight (g)	Packaging (pcs.)	COD. M	Weight (g)	Packaging (pcs.)
1"½	SAE J518	PSTF.3947.802	4575	3	PSTF.3947.803	5055	3



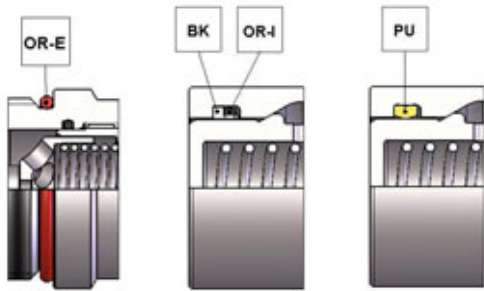
T	SIZE	STANDARD	FEMMINA - FEMALE - MUFFE - FEMELLE			MASCHIO - MALE - STECKER - MALE		
			COD. F	Weight (g)	Packaging (pcs.)	COD. M	Weight (g)	Packaging (pcs.)
M16	1"½	SAE J518	PSTF.3947.812	4965	2	PSTF.3947.813	5450	2
5/8"-11 UNC	1"½	SAE J518	PSTF.3947.822	4965	2	PSTF.3947.823	5450	2

METAL CAPS

NOMINAL SIZE			FEMALE DUST PLUG				MALE DUST CAP				MATERIAL		
DNP	BG	ISO	COD. F	Dimensions			Weight (g)	COD. M	Dimensions			Weight (g)	
				D	L	D1			D	L	D1		
20	3	12.5	SPST.20202	45	215	30	75	SPST.20203	45	215	30	90	Aluminum
22	4A	16	SPST.22202	50	215	30	102	SPST.22203	50	215	30	109	Aluminum
25	4	19	SPST.25202	55	230	30	147	SPST.25203	55	230	30	155	Aluminum
30	5	25	SPST.30202	65	350	45	214	SPST.30203	65	350	45	225	Aluminum
39	7	40	SPST.39202	90	380	50	400	SPST.39203	90	380	50	509	Aluminum




SPARE PARTS



NOMINAL SIZE			MALE GASKET	MALE GASKET	MALE GASKET	
DNP	BG	ISO	OR-E (SILICONE)	OR-I (NBR)	BK (PTFE)	PU (POLYURETHANE)
20	3	12.5	PGR.025.120 S	PLT.019.120	PLT.019.130	PVT.019.210
22	4A	16	PBV.025.120 S	PLT.022.120	PLT.022.130	PVT.022.210
25	4	19	PAV.030.120 S	PLT.025.120	PLT.025.130	PVT.025.210
30	5	25	PDV.039.120 S	PLT.031.120	PLT.031.130	PVT.030.210
39	7	40	PST.039.122 S	PLT.039.120	PLT.039.130	-

FLAT FACE/SCREW

VITE VALVOLA PIANA/ACCIAIO
 FLAT FACE SCREW COUPLINGS/STEEL
 FLACHDICHTENDE SCHRAUBKUPPLUNGEN/STAHL
 COUPLEURS FACE PLANE À VISSER/ACIER



Caratteristiche tecniche I

- Intercambiabilità: Stucchi VEP
- Omologazione: API 16D
- Occlusione: faccia piana
- Aggancio: a vite
- Materiale: acciaio
- Finitura: Zn-Fe (Cr III) e Zn-Ni
- Filettature: BSP - NPT - SAE
- Guarnizioni standard: miscela speciale
- Temperatura d'esercizio: -25 °C +200 °C
- Pressioni di esercizio: 300-350 bar
- Connessione in pressione: consentita (lato maschio o lato femmina)

Technical data E

- Interchange: Stucchi VEP
- Approval: API 16D
- Occlusion: flat face
- Locking: screw
- Material: steel
- Finishing: Zn-Fe (Cr III) and Zn-Ni
- Threads: BSP - NPT - SAE
- Standard seals: special compound
- Working temperature: -25 °C +200 °C
- Working pressure: 300-350 bar
- Connection under pressure: allowed (both male or female side)

Nominal size				Max working pressure	Rated flow	Max flow rate	Min burst pressure			Fluid spillage
DNP	BG	ISO	mm				Male	Female	Coupled	
20	3	12.5	10.7	35	45	90	140	140	140	0.012
22	4A	16	12.8	35	74	150	140	140	140	0.015
25	4	19	14.8	35	100	200	140	140	140	0.020
30	5	25	17.6	35	189	280	140	140	140	0.030
39	7	40	30	30	379	700	120	120	120	0.050

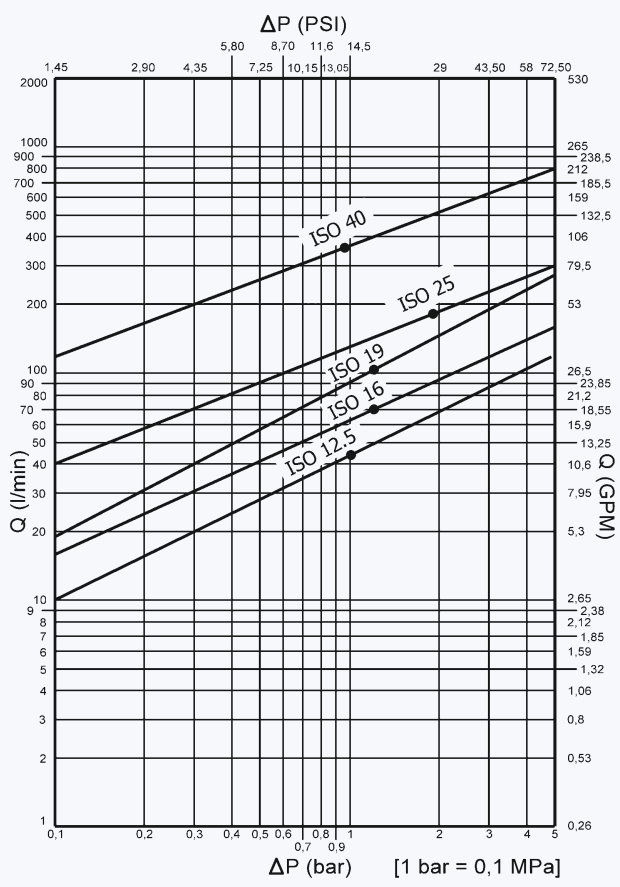
1 MPa = 145.04 psi • 1 l = 0.264 gal

Technische Merkmale D

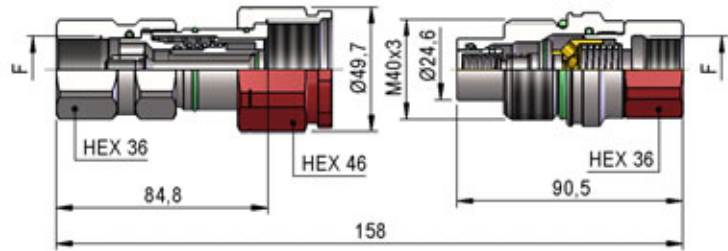
- Austauschbarkeit: Stucchi VEP
- Zulassung: API 16D
- Verschluss: flachdichtend
- Kupplung: Schraubweise
- Werkstoff: Stahl
- Ausführung: Zn-Fe (Cr III) und Zn-Ni
- Gewinde: BSP - NPT - SAE
- Standard-Dichtungen: Sondermischung
- Betriebstemperatur: -25 °C +200 °C
- Betriebsdruck: 300-350 bar
- Kuppeln unter Druck: erlaubt (Steckerseite oder Muffenseite)

Caracteristiques techniques F

- Intercangeabilità: Stucchi VEP
- Attestation: API 16D
- Obturation: clapet plat
- Accrochage: vissé
- Matériel: acier
- Traitement: Zn-Fe (Cr III) et Zn-Ni
- Taraudage: BSP - NPT - SAE
- Joints standard: compose spécial
- Température de service: -25 °C +200 °C
- Pression de service: 300-350 bar
- Connexion sous pression: possible (côté male ou femelle)

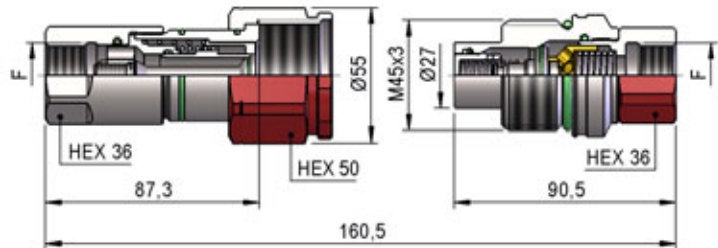


PST4 BOP DN20 - BG 3 - ISO 12.5



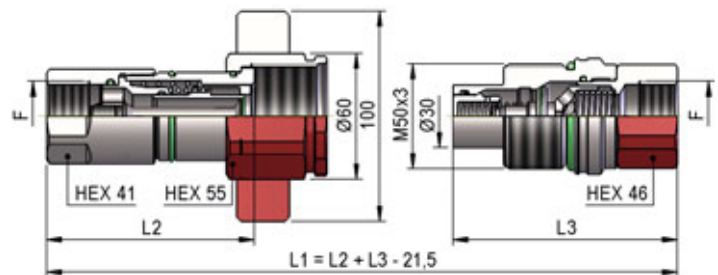
THREADS	F	STANDARD	FEMMINA - FEMALE - MUFFE - FEMELLE			MASCHIO - MALE - STECKER - MALE		
			COD. F	Weight (g)	Packaging (pcs.)	COD. M	Weight (g)	Packaging (pcs.)
IG 1	BSP 1/2"	DIN 3852-2-X	PST4.2013.112 BOP	655	12	PST4.2013.113 BOP	541	12
	NPT 1/2"	ANSI B1.20.3	PST4.2013.012 BOP	659	12	PST4.2013.013 BOP	542	12
	BSP 3/4"	DIN 3852-2-X	PST4.2019.112 BOP	622	12	PST4.2019.113 BOP	503	12
	NPT 3/4"	ANSI B1.20.3	PST4.2019.012 BOP	630	12	PST4.2019.013 BOP	510	12
IG 2	3/4"-16 UNF 2B	SAE J 1926-1	PST4.2019.032 BOP	630	12	PST4.2019.033 BOP	544	12
	1"1/16-12 UN 2B	SAE J 1926-1	PST4.2027.032 BOP	616	12	PST4.2027.033 BOP	498	12

PST4 BOP DN22 - BG 4A - ISO 16



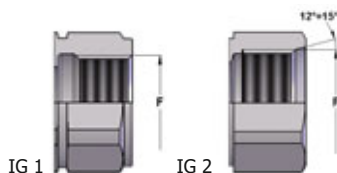
THREADS	F	STANDARD	FEMMINA - FEMALE - MUFFE - FEMELLE			MASCHIO - MALE - STECKER - MALE		
			COD. F	Weight (g)	Packaging (pcs.)	COD. M	Weight (g)	Packaging (pcs.)
IG 1	BSP 3/4"	DIN 3852-2-X	PST4.2219.112 BOP	750	12	PST4.2219.113 BOP	593	12
	NPT 3/4"	ANSI B1.20.3	PST4.2219.012 BOP	758	12	PST4.2219.013 BOP	599	12
IG 2	1"1/16-12 UN 2B	SAE J 1926-1	PST4.2227.032 BOP	743	12	PST4.2227.033 BOP	588	12

PST4 BOP DN25 - BG 4 - ISO 19

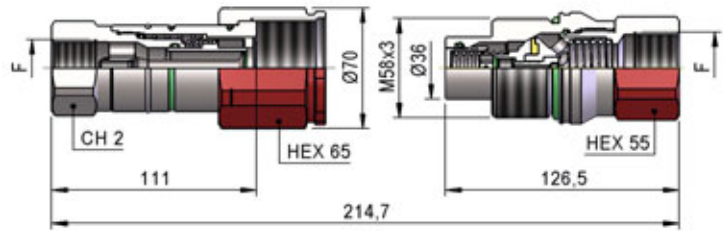


THREADS	L3	L4	F	STANDARD	FEMMINA - FEMALE - MUFFE - FEMELLE			MASCHIO - MALE - STECKER - MALE		
					COD. F	Weight (g)	Packaging (pcs.)	COD. M	Weight (g)	Packaging (pcs.)
AG 3	96	103	BSP 3/4"	DIN 3852-2-X	PST4.2519.112 BOP	1110	11	PST4.2519.113 BOP	980	12
	96	104	NPT 3/4"	ANSI B1.20.3	PST4.2519.012 BOP	1115	11	PST4.2519.013 BOP	987	12
	99	107	BSP 1"	DIN 3852-2-X	PST4.2525.112 BOP	1081	11	PST4.2525.113 BOP	922	12
	99	107	NPT 1"	ANSI B1.20.3	PST4.2525.012 BOP	1087	11	PST4.2525.013 BOP	932	12
IG 2	96.5	104	1"1/16-12 UN 2B	SAE J 1926-1	PST4.2527.032 BOP	1118	11	PST4.2527.033 BOP	955	12
	96.5	105	1"5/16-12 UN 2B	SAE J 1926-1	PST4.2533.032 BOP	1059	11	PST4.2533.033 BOP	897	12

THREADS

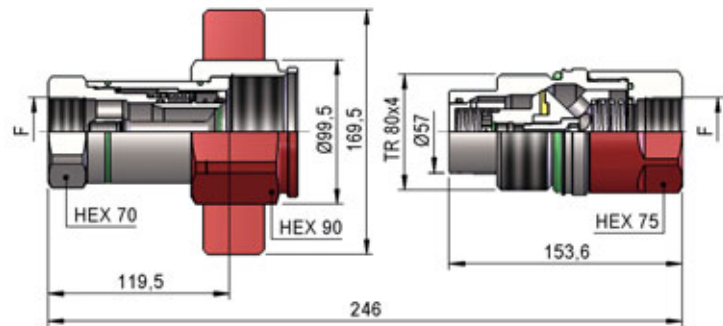


PST4 BOP DN30 - BG 5 - ISO 25

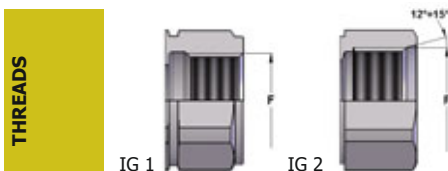


THREADS	CH2	F	STANDARD	FEMMINA - FEMALE - MUFFE - FEMELLE			MASCHIO - MALE - STECKER - MALE		
				COD. F	Weight (g)	Packaging (pcs.)	COD. M	Weight (g)	Packaging (pcs.)
IG 1	50	BSP 1"	DIN 3852-2-X	PST4.3025.112 BOP	1700	12	PST4.3025.113 BOP	1656	12
	50	NPT 1"	ANSI B1.20.3	PST4.3025.012 BOP	1722	12	PST4.3025.013 BOP	1662	12
	55	BSP 1 1/4"	DIN 3852-2-X	PST4.3031.112 BOP	1700	12	PST4.3031.113 BOP	1519	12
	55	NPT 1 1/4"	ANSI B1.20.3	PST4.3031.012 BOP	1715	12	PST4.3031.013 BOP	1540	12
IG 2	50	1 5/8-12 UN 2B	SAE J 1926-1	PST4.3033.032 BOP	1698	12	PST4.3033.033 BOP	1645	12
	55	1 5/8-12 UN 2B	SAE J 1926-1	PST4.3041.032 BOP	1703	12	PST4.3041.033 BOP	1549	12

PST4 BOP DN39 - BG 7 - ISO 40

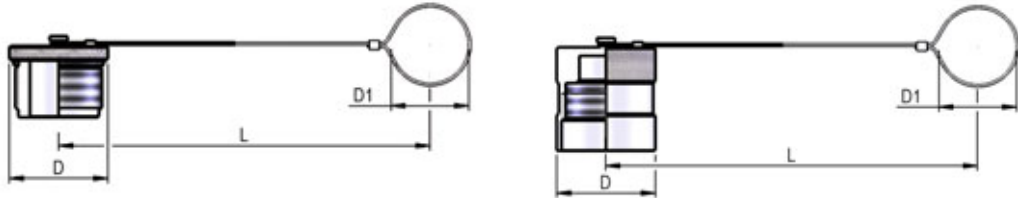


THREADS	F	STANDARD	FEMMINA - FEMALE - MUFFE - FEMELLE			MASCHIO - MALE - STECKER - MALE		
			COD. F	Weight (g)	Packaging (pcs.)	COD. M	Weight (g)	Packaging (pcs.)
IG 1	BSP 1 1/4"	DIN 3852-2-X	PST4.3931.112 BOP	3761	6	PST4.3931.113 BOP	3822	6
	NPT 1 1/4"	ANSI B1.20.3	PST4.3931.012 BOP	3779	6	PST4.3931.013 BOP	3840	6
	BSP 1 1/2"	DIN 3852-2-X	PST4.3939.112 BOP	3689	6	PST4.3939.113 BOP	3750	6
	NPT 1 1/2"	ANSI B1.20.3	PST4.3939.012 BOP	3704	6	PST4.3939.013 BOP	3767	6
IG 2	1 5/8-12 UN 2B	SAE J 1926-1	PST4.3941.032 BOP	3759	6	PST4.3941.033 BOP	3820	6
	1 7/8-12 UN 2B	SAE J 1926-1	PST4.3947.032 BOP	3679	6	PST4.3947.033 BOP	3728	6




METAL CAPS

NOMINAL SIZE			FEMALE DUST PLUG					MALE DUST CAP					MATERIAL
DNP	BG	ISO	COD. F	Dimensions			Weight (g)	COD. M	Dimensions			Weight (g)	
				D	L	D1			D	L	D1		
20	3	12.5	SPST.20202	45	215	30	75	SPST.20203	45	215	30	90	Alumium
22	4A	16	SPST.22202	50	215	30	102	SPST.22203	50	215	30	109	Alumium
25	4	19	SPST.25202	55	230	30	147	SPST.25203	55	230	30	155	Alumium
30	5	25	SPST.30202	65	350	45	214	SPST.30203	65	350	45	225	Alumium
39	7	40	SPST.39202	90	380	50	400	SPST.39203	90	380	50	509	Alumium



SCREW

INNESTI A VITE/RIMORCHI MODULARI
 SCREW COUPLINGS/MODULAR TRAILERS
 SCHRAUBKUPPLUNGEN/ROHRLEITUNG
 COUPLEURS A VISSER/REMORQUES MODULAIRES



Caratteristiche tecniche I

- Intercambiabilità: Voswinkel RH/RK
- Occlusione: faccia piana
- Aggancio: a vite
- Materiale: acciaio
- Finitura: Zn-Ni
- Filettature: BSP - METRICHE
- Guarnizioni standard: NBR
- Temperatura d'esercizio: -25 °C +100 °C
- Guarnizioni opzionali: FKM, EPDM o altro
- Pressioni di esercizio: 420 bar
- Connessione in pressione: consentita (lato maschio o lato femmina)

Technical data E

- Interchange: Voswinkel RH/RK
- Occlusion: flat face
- Locking: screw
- Material: steel
- Finishing: Zn-Ni
- Threads: BSP - METRICS
- Standard seals: NBR
- Working temperature: -25 °C +100 °C
- Optional seals: FKM, EPDM or more
- Working pressure: 420 bar
- Connection under pressure: allowed (both male or female side)

Nominal size				Max working pressure MPa	Rated flow l/min	Max flow rate l/min	Min burst pressure			Fluid spillage cc
DNP	BG	ISO	mm				Male	Female	Coupled	
10	2	10	8.7	42	23	46	130	140	250	0.02
13	3	12.5	11.6	42	45	90	130	130	200	0.02
20	4	19	17	42	106	150	120	130	130	0.06
25	5	25	21.8	42	189	240	130	140	170	0.10
30	6	31.5	31.5	42	288	576	120	120	130	1.00

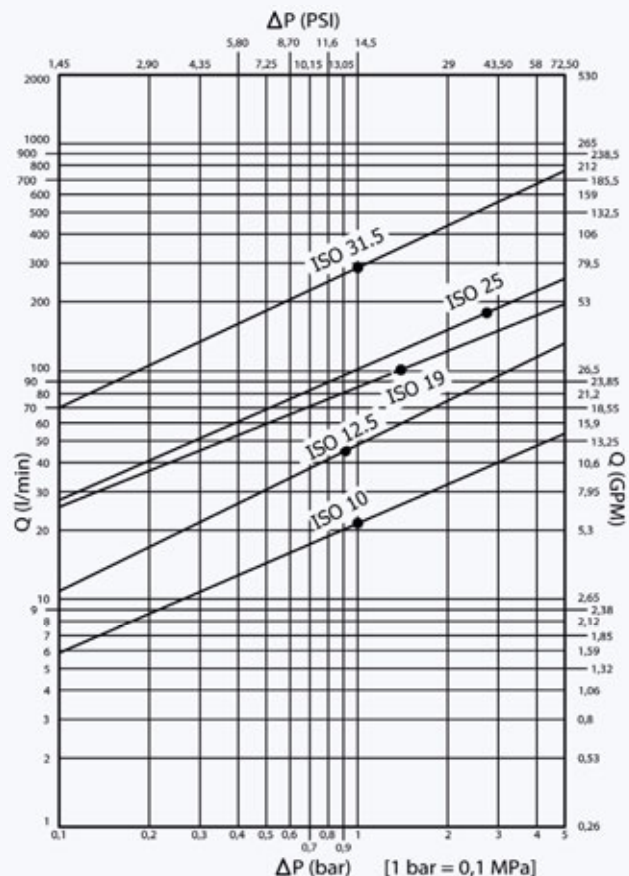
1 MPa = 145.04 psi • 1 l = 0.264 gal

Technische Merkmale D

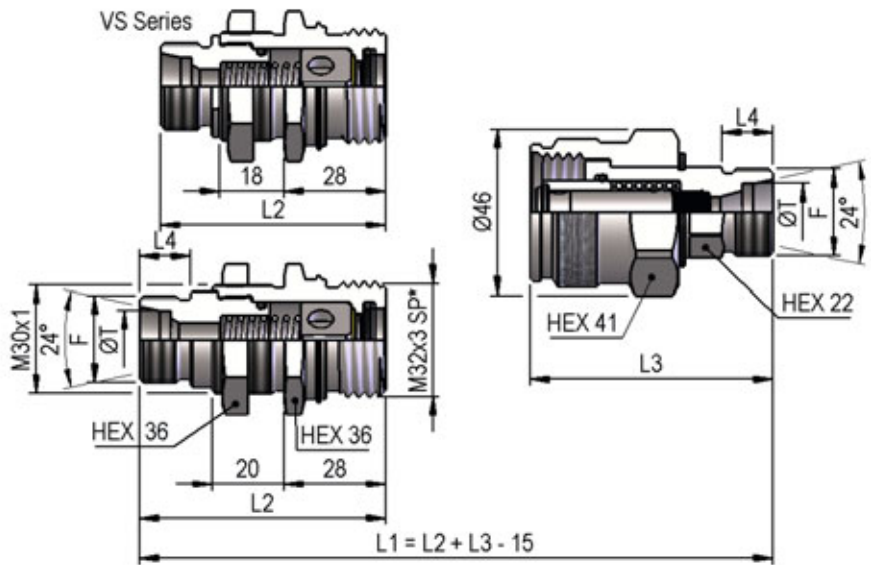
- Austauschbarkeit: Voswinkel RH/RK
- Verschluss: flachdichtend
- Kupplung: Schraubweise
- Werkstoff: Stahl
- Ausführung: Zn-Ni
- Gewinde: BSP - METRISCHE
- Standard-Dichtungen: NBR
- Betriebstemperatur: -25 °C +100 °C
- Dichtungen nach Wahl: FKM, EPDM, usw.
- Betriebsdruck: 420 bar
- Kuppeln unter Druck: erlaubt (Steckerseite oder Muffenseite)

Caracteristiques techniques F

- Intercambiabilità: Voswinkel RH/RK
- Obturation: clapet plat
- Accrochage: a vissé
- Matériel: acier
- Traitement: Zn-Ni
- Taraudage: BSP - METRIQUES
- Joints standard: NBR
- Température de service: -25 °C +100 °C
- Joints facultatifs: FKM, EPDM, ect.
- Pression de service: 420 bar
- Connexion sous pression: possible (côté male ou femelle)

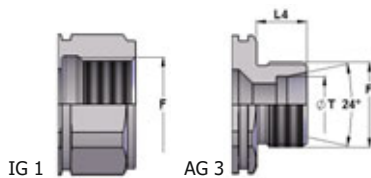


PRH3 DN10 - BG 2 - ISO 10

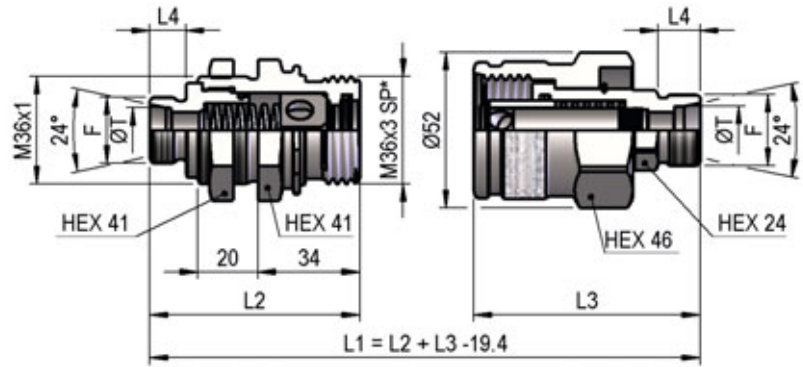


THREADS	L2	L3	L4	ØT	F	STANDARD	FEMMINA - FEMALE - MUFFE - FEMELLE			MASCHIO - MALE - STECKER - MALE		
							COD. F	Weight (g)	Packaging (pcs.)	COD. M	Weight (g)	Packaging (pcs.)
IG 1	68	67			BSP 3/8"	DIN 3852-2-X	PRH3.1010.112	290	42	PRH3.1010.113	362	30
AG 3	64	63	10	08L	M14x1.5	ISO 8434-1-L	PRH3.1014.302	258	42	PRH3.1014.303	342	30
	58		10	08L	M14x1.5	ISO 8434-1-L	PRH3.1014.302 VS	233	42			
	65	64	11	10L	M16x1.5	ISO 8434-1-L	PRH3.1016.302	259	42	PRH3.1016.303	344	30
	59		11	10L	M16x1.5	ISO 8434-1-L	PRH3.1016.302 VS	235	42			
	65	64	11	12L	M18x1.5	ISO 8434-1-L	PRH3.1018.302	259	42	PRH3.1018.303	345	30
	59		11	12L	M18x1.5	ISO 8434-1-L	PRH3.1018.302 VS	236	42			
	66	65	12	15L	M22x1.5	ISO 8434-1-L	PRH3.1022.302	267	42	PRH3.1022.303	353	30
	60		12	15L	M22x1.5	ISO 8434-1-L	PRH3.1022.302 VS	244	42			
	66	65	12	10S	M18x1.5	ISO 8434-1-S	PRH3.1018.402	265	42	PRH3.1018.403	350	30
	60		12	10S	M18x1.5	ISO 8434-1-S	PRH3.1018.402 VS	240	42			
	66	65	12	12S	M20x1.5	ISO 8434-1-S	PRH3.1020.402	267	42	PRH3.1020.403	352	30
	60		12	12S	M20x1.5	ISO 8434-1-S	PRH3.1020.402 VS	243	42			
	68	67	14	14S	M22x1.5	ISO 8434-1-S	PRH3.1022.402	272	42	PRH3.1022.403	358	30
	62		14	14S	M22x1.5	ISO 8434-1-S	PRH3.1022.402 VS	249	42			
	68	67	14	16S	M24x1.5	ISO 8434-1-S	PRH3.1024.402	276	42	PRH3.1024.403	361	30
62		14	16S	M24x1.5	ISO 8434-1-S	PRH3.1024.402 VS	252	42				

THREADS

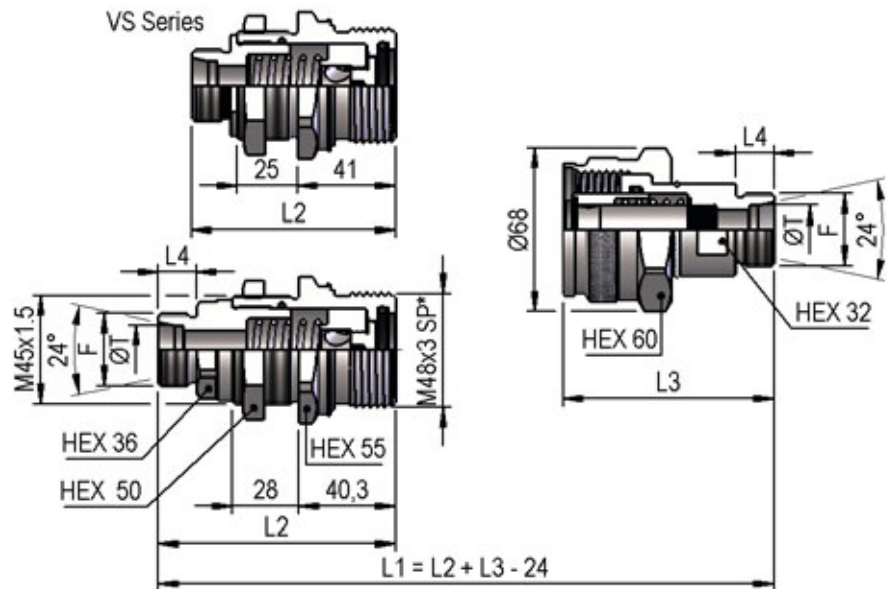


PRH3 DN13 - BG 3 - ISO 12.5

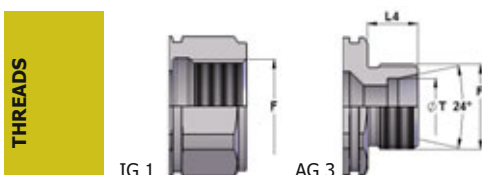


THREADS	L2	L3	L4	ØT	F	STANDARD	FEMMINA - FEMALE - MUFFE - FEMELLE			MASCHIO - MALE - STECKER - MALE		
							COD. F	Weight (g)	Packaging (pcs.)	COD. M	Weight (g)	Packaging (pcs.)
IG 1	74	75.4			BSP 1/2"	DIN 3852-2-X	PRH3.1313.112	412	32	PRH3.1313.113	492	24
AG 3	70	73.4	12	15L	M22x1.5	ISO 8434-1-L	PRH3.1322.302	379	32	PRH3.1322.303	476	24
	72	75.4	14	16S	M24x1.5	ISO 8434-1-S	PRH3.1324.402	387	32	PRH3.1324.403	485	24

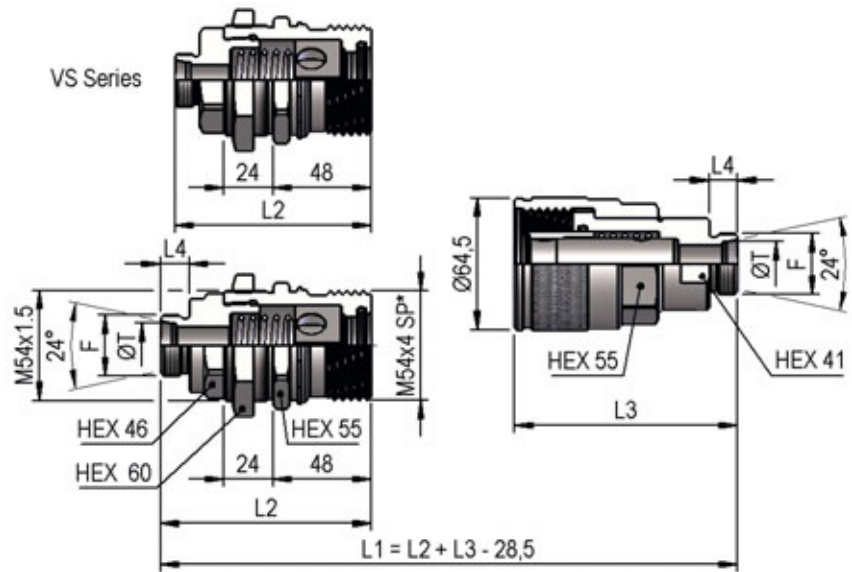
PRH3 DN20 - BG 4 - ISO 19



THREADS	L2	L3	L4	ØT	F	STANDARD	FEMMINA - FEMALE - MUFFE - FEMELLE			MASCHIO - MALE - STECKER - MALE		
							COD. F	Weight (g)	Packaging (pcs.)	COD. M	Weight (g)	Packaging (pcs.)
IG 1	93	86			BSP 3/4"	DIN 3852-2-X	PRH3.2019.112	798	18	PRH3.2019.113	835	13
AG 3	95	84	12	15L	M22x1.5	ISO 8434-1-L	PRH3.2022.302	812	18	PRH3.2022.303	798	13
	81		12	15L	M22x1.5	ISO 8434-1-L	PRH3.2022.302 VS	694	18			
	95	84	12	18L	M26x1.5	ISO 8434-1-L	PRH3.2026.302	807	18	PRH3.2026.303	805	13
	81		12	18L	M26x1.5	ISO 8434-1-L	PRH3.2026.302 VS	696	18			
	97	86	14	16S	M24x1.5	ISO 8434-1-S	PRH3.2024.402	820	18	PRH3.2024.403	799	13
	83		14	16S	M24x1.5	ISO 8434-1-S	PRH3.2024.402 VS	702	18			
	99	88	16	20S	M30x2	ISO 8434-1-S	PRH3.2030.402	822	18	PRH3.2030.403	817	13
	85		16	20S	M30x2	ISO 8434-1-S	PRH3.2030.402 VS	713	18			

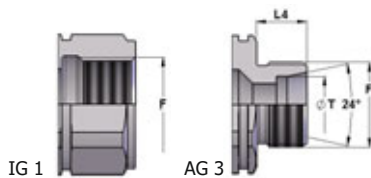


PRH3 DN25 - BG 5 - ISO 25

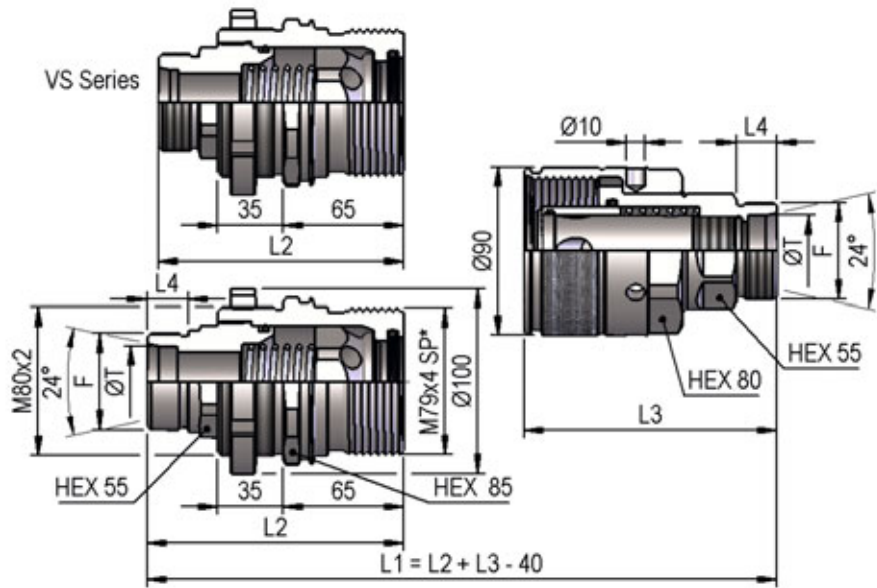


THREADS	L2	L3	L4	ØT	F	STANDARD	FEMMINA - FEMALE - MUFFE - FEMELLE			MASCHIO - MALE - STECKER - MALE		
							COD. F	Weight (g)	Packaging (pcs.)	COD. M	Weight (g)	Packaging (pcs.)
IG 1	101	107			BSP 1"	DIN 3852-2-X	PRH3.2525.112	1044	13	PRH3.2525.113	1322	12
AG 3	101	107	12	18L	M26x1.5	ISO 8434-1-L	PRH3.2526.302	1059	13	PRH3.2526.303	1324	12
			12	18L	M26x1.5	ISO 8434-1-L	PRH3.2526.302 VS	1005	13			
	103	109	14	22L	M30x2	ISO 8434-1-L	PRH3.2530.302	1050	13	PRH3.2530.303	1314	12
	98		14	22L	M30x2	ISO 8434-1-L	PRH3.2530.302 VS	1000	13			
	103	109	14	28L	M36x2	ISO 8434-1-L	PRH3.2536.302	1033	13	PRH3.2536.303	1309	12
	98		14	28L	M36x2	ISO 8434-1-L	PRH3.2536.302 VS	990	13			
	105	111	16	20S	M30x2	ISO 8434-1-S	PRH3.2530.402	1074	13	PRH3.2530.403	1336	12
	101		16	20S	M30x2	ISO 8434-1-S	PRH3.2530.402 VS	1034	13			
	107	113	18	25S	M36x2	ISO 8434-1-S	PRH3.2536.402	1074	13	PRH3.2536.403	1348	12
	103		18	25S	M36x2	ISO 8434-1-S	PRH3.2536.402 VS	1043	13			
109	115	20	30S	M42x2	ISO 8434-1-S	PRH3.2542.402	1082	13	PRH3.2542.403	1361	12	
105		20	30S	M42x2	ISO 8434-1-S	PRH3.2542.402 VS	1050	13				

THREADS

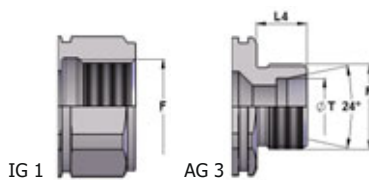


PRH3 DN30 - BG 6 - ISO 31.5



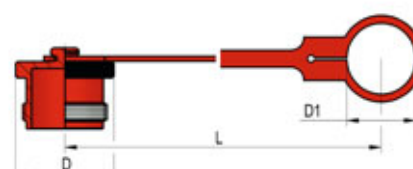
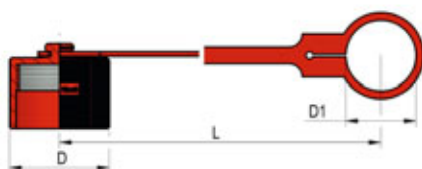
THREADS	L2	L3	L4	ØT	F	STANDARD	FEMMINA - FEMALE - MUFFE - FEMELLE			MASCIO - MALE - STECKER - MALE		
							COD. F	Weight (g)	Packaging (pcs.)	COD. M	Weight (g)	Packaging (pcs.)
IG 1	132	148			1"¼ BSP	DIN 3852-2-X	PRH3.3031.112	3174	4	PRH3.3031.113	3267	4
AG 3	132	136	16	35L	M45x2	ISO 8434-1-L	PRH3.3045.302	3111	4	PRH3.3045.303	2937	4
	129		16	35L	M45x2	ISO 8434-1-L	PRH3.3045.302 VS	3079	4			
	138	136	22	38S	M52x2	ISO 8434-1-S	PRH3.3052.402	3193	4	PRH3.3052.403	2921	4
	132		22	38S	M52x2	ISO 8434-1-S	PRH3.3052.402 VS	3122	4			

THREADS



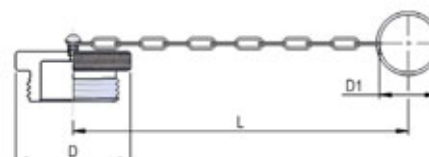
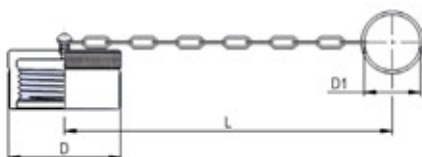
PLASTIC CAPS

NOMINAL SIZE			FEMALE DUST PLUG				MALE DUST CAP				COLOR	MATERIAL		
DNP	BG	ISO	COD. F	Dimensions			Weight (g)	COD. M	Dimensions			Weight (g)		
				D	L	D1			D	L	D1			
10	2	10	SPRH.10002	35	184	36	9	SPRH.10003	38	185	30	14	●	Polypropylene
10	2	10	SPRH.10012	35	184	36	9	SPRH.10013	38	185	30	14	●	Polypropylene
10	2	10	SPRH.10022	35	184	36	9	SPRH.10023	38	185	30	14	●	Polypropylene
10	2	10	SPRH.10032	35	184	36	9	SPRH.10033	38	185	30	14	●	Polypropylene
13	3	12.5	SPRH.13002	45	185	30	14	SPRH.13003	42	186	40	16	●	Polypropylene
20	4	19	SPVV.25002	54	190	41	23	SPVV.25003	55	190	41	20	●	Polypropylene



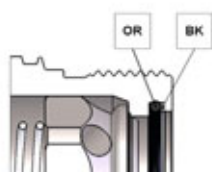
METAL CAPS

NOMINAL SIZE			FEMALE DUST PLUG				MALE DUST CAP				MATERIAL		
DNP	BG	ISO	COD. F	Dimensions			Weight (g)	COD. M	Dimensions			Weight (g)	
				D	L	D1			D	L	D1		
20	4	19	SPRH.20202	60	275	47.5	115	SPRH.20203	60	275	47.5	122	Aluminum
25	5	25	SPRH.25202	65	275	47.5	144	SPRH.25203	65	275	47.5	158	Aluminum
30	6	31.5	SPRH.30202	90	275	47.5	280	SPRH.30203	90	275	47.5	400	Aluminum



SPARE PARTS

NOMINAL SIZE			FEMALE GASKET	
DNP	BG	ISO	OR-I (NBR*)	BK (PTFE)
10	2	10	PVV.010.120	PVV.010.130
13	3	12.5	PRH.013.120	PRH.013.130
20	4	19	PVV.013.121	PRH.019.130
25	5	25	PTV.019.120	PRH.025.130
30	6	31.5	PRH.031.120	PRH.031.130



*AL CODICE DELLA GUARNIZIONE IN NBR AGGIUNGERE 'E' PER EPDM O 'V' PER VITON
 *TO THE NBR GASKET CODE ADD 'E' FOR EPDM OR 'V' FOR VITON
 *ZU DER ARTIKELNR. DER NBR DICHTUNG GEBEN SIE 'E' FUER EPDM ODER 'V' FUER VITON AN
 *AU CODE DU JOINT EN NBR JOINDRE 'E' POUR EPDM OU 'V' POUR VITON

ISO B


ACCIAIO
STEEL
STAHL
ACIER

Caratteristiche tecniche I

- Norma: ISO 7241 B
- Occlusione: valvola
- Aggancio: sfere radiali
- Materiale: acciaio
- Finitura: Zn-Fe (Cr III)
- Filettature: BSP - NPT- SAE
- Guarnizioni standard: NBR
- Temperatura d'esercizio: -25 °C +100 °C
- Guarnizioni opzionali: FKM, FFKM, EPDM o altro
- Pressioni di esercizio: 100-500 bar
- Connessione in pressione: non consentita

Technical data E

- Standard: ISO 7241 B
- Occlusion: poppet
- Locking: radial balls
- Material: steel
- Finishing: Zn-Fe (Cr III)
- Threads: BSP - NPT- SAE
- Standard seals: NBR
- Working temperature: -25 °C +100 °C
- Optional seals: FKM, FFKM, EPDM or more
- Working pressure: 100-500 bar
- Connection under pressure: not allowed



Nominal size				Max working pressure MPa	Rated flow l/min	Max flow rate l/min	Min burst pressure			Fluid spillage cc
DNP	BG	ISO	mm				Male MPa	Female MPa	Coupled MPa	
04	0	5	4.2	50	3	9	240	230	270	0.5
06	1	6.3	6.5	25	12	24	110	180	100	1
10	2	10	8.5	25	23	46	140	140	130	2.4
13	3	12.5	10.5	25	45	90	110	140	110	3.9
20	4	20	15.8	25	106	220	100	130	120	11
25	5	25	17.3	25	189	260	100	110	100	19
39	7	40	36	20	379	757	80	80	80	95
50	8	50	50	10	757	1000	40	40	40	170

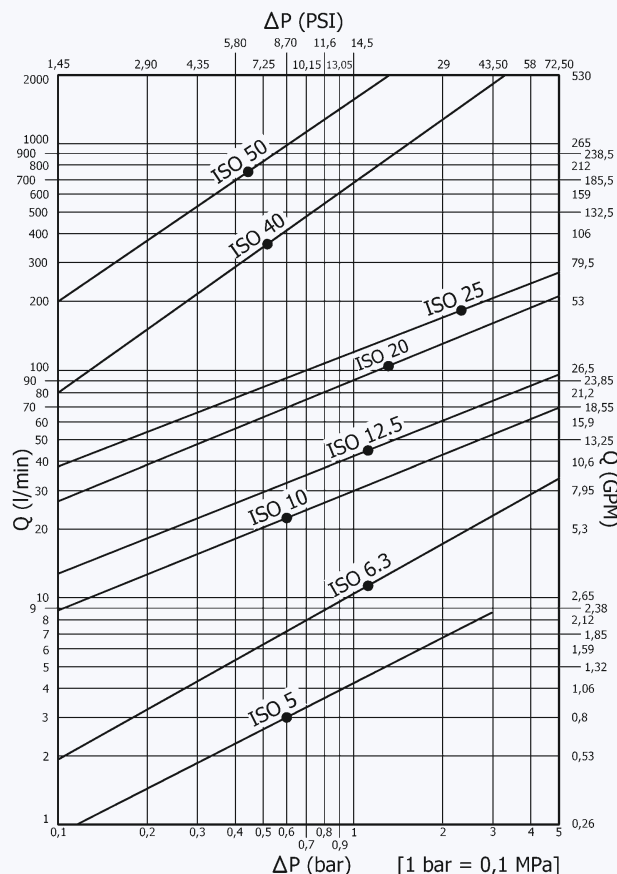
1 MPa = 145.04 psi • 1 l = 0.264 gal

Technische Merkmale D

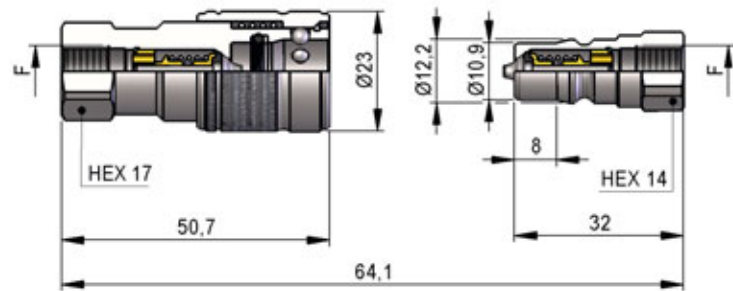
- Norm: ISO 7241 B
- Verschluss: ventil
- Kupplung: Radial Kugeln
- Werkstoff: Stahl
- Ausführung: Zn-Fe (Cr III)
- Gewinde: BSP - NPT- SAE
- Standard-Dichtungen: NBR
- Betriebstemperatur: -25 °C +100 °C
- Dichtungen nach Wahl: FKM, FFKM, EPDM, usw.
- Betriebsdruck: 100-500 bar
- Kuppeln unter Druck: nicht möglich

Caracteristiques techniques F

- Norme: ISO 7241 B
- Obturation: clapet
- Accrochage: billes radiales
- Matériel: acier
- Traitement: Zn-Fe (Cr III)
- Taraudage: BSP - NPT- SAE
- Joints standard: NBR
- Température de service: -25 °C +100 °C
- Joints facultatifs: FKM, FFKM, EPDM, ect.
- Pression de service: 100-500 bar
- Connexion sous pression: pas possible

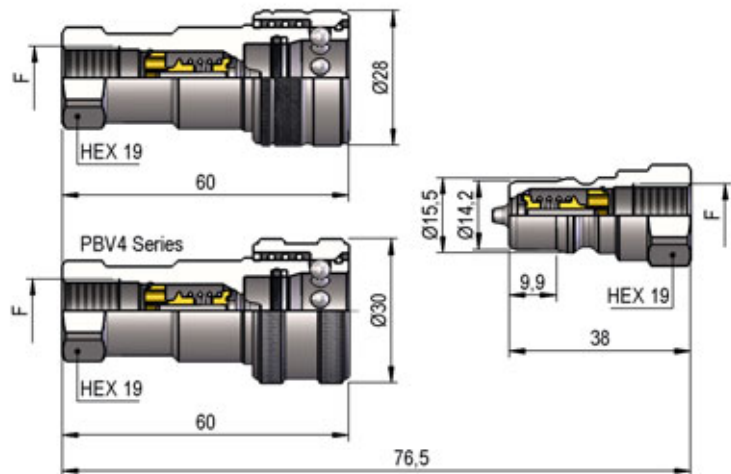


PBV1 DN04 - BG 0 - ISO 5



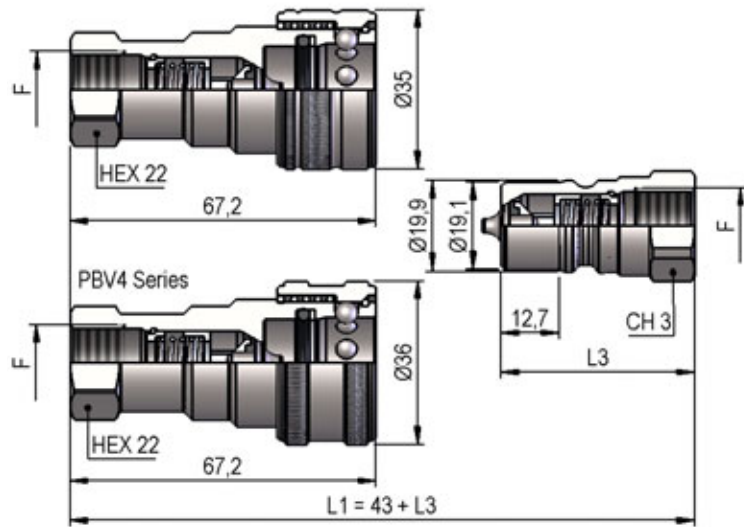
F	STANDARD	FEMMINA - FEMALE - MUFFE - FEMELLE			MASCHIO - MALE - STECKER - MALE		
		COD. F	Weight (g)	Packaging (pcs.)	COD. M	Weight (g)	Packaging (pcs.)
BSP 1/8"	DIN 3852-2-X	PBV1.0404.002	89	160	PBV1.0404.003	20	500
NPT 1/8"	ANSI B1.20.3	PBV1.0404.012	89	160	PBV1.0404.013	20	500

PBV1 DN06 - BG 1 - ISO 6.3



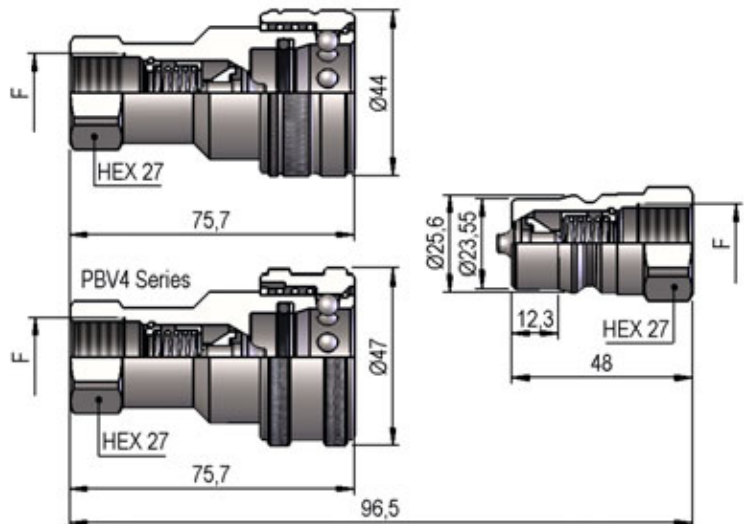
F	STANDARD	FEMMINA - FEMALE - MUFFE - FEMELLE			MASCHIO - MALE - STECKER - MALE		
		COD. F	Weight (g)	Packaging (pcs.)	COD. M	Weight (g)	Packaging (pcs.)
BSP 1/4"	DIN 3852-2-X	PBV1.0606.002	123	100	PBV1.0606.003	39	300
NPT 1/4"	ANSI B1.20.3	PBV1.0606.012	124	100	PBV1.0606.013	40	300
BSP 1/4"	DIN 3852-2-X	PBV4.0606.002	133	80			
NPT 1/4"	ANSI B1.20.3	PBV4.0606.012	134	80			

PBV1 DN10 - BG 2 - ISO 10



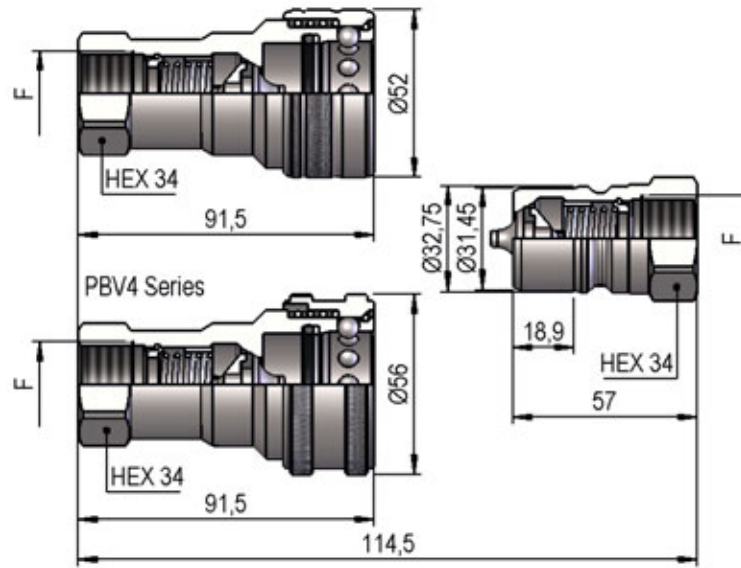
CH3	L3	F	STANDARD	FEMMINA - FEMALE - MUFFE - FEMELLE			MASCHIO - MALE - STECKER - MALE		
				COD. F	Weight (g)	Packaging (pcs.)	COD. M	Weight (g)	Packaging (pcs.)
22	42.5	BSP 3/8"	DIN 3852-2-X	PBV1.1010.002	194	54	PBV1.1010.003	61	200
22	42.5	NPT 3/8"	ANSI B1.20.3	PBV1.1010.012	196	54	PBV1.1010.013	62	200
27	46	3/4"-16 UNF 2B	SAE J 1926-1				PBV1.1019.033	82	150
22	42.5	BSP 3/8"	DIN 3852-2-X	PBV4.1010.002	198	40			
22	42.5	NPT 3/8"	ANSI B1.20.3	PBV4.1010.012	200	40			

PBV1 DN13 - BG 3 - ISO 12.5



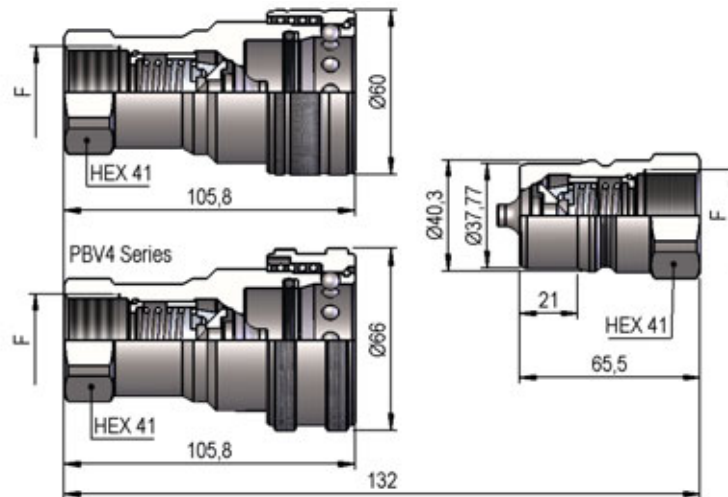
F	STANDARD	FEMMINA - FEMALE - MUFFE - FEMELLE			MASCHIO - MALE - STECKER - MALE		
		COD. F	Weight (g)	Packaging (pcs.)	COD. M	Weight (g)	Packaging (pcs.)
BSP 1/2"	DIN 3852-2-X	PBV1.1313.002	346	45	PBV1.1313.003	112	200
NPT 1/2"	ANSI B1.20.3	PBV1.1313.012	349	45	PBV1.1313.013	115	200
BSP 1/2"	DIN 3852-2-X	PBV4.1313.002	373	30			
NPT 1/2"	ANSI B1.20.3	PBV4.1313.012	376	30			

PBV1 DN20 - BG 4 - ISO 20



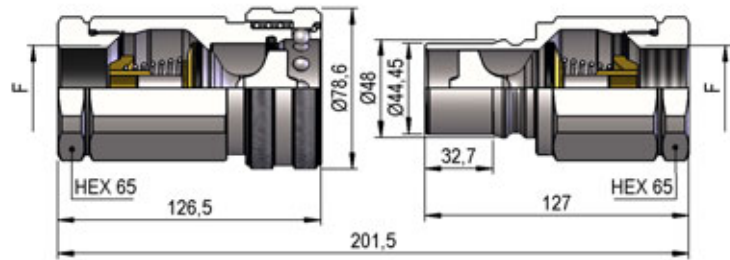
F	STANDARD	FEMMINA - FEMALE - MUFFE - FEMELLE			MASCHIO - MALE - STECKER - MALE		
		COD. F	Weight (g)	Packaging (pcs.)	COD. M	Weight (g)	Packaging (pcs.)
BSP 3/4"	DIN 3852-2-X	PBV1.2019.002	548	25	PBV1.2019.003	202	45
NPT 3/4"	ANSI B1.20.3	PBV1.2019.012	551	25	PBV1.2019.013	207	45
BSP 3/4"	DIN 3852-2-X	PBV4.2019.002	593	20			
NPT 3/4"	ANSI B1.20.3	PBV4.2019.012	596	20			

PBV1 DN25 - BG 5 - ISO 25



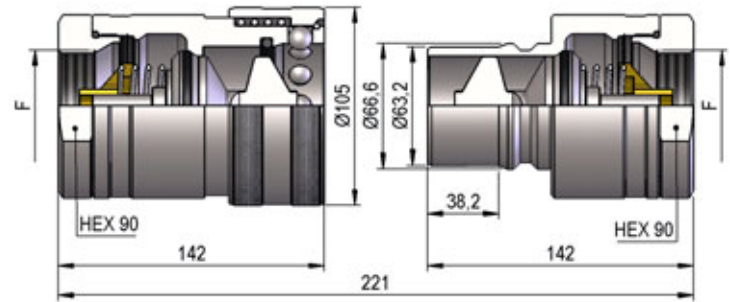
F	STANDARD	FEMMINA - FEMALE - MUFFE - FEMELLE			MASCHIO - MALE - STECKER - MALE		
		COD. F	Weight (g)	Packaging (pcs.)	COD. M	Weight (g)	Packaging (pcs.)
BSP 1"	DIN 3852-2-X	PBV1.2525.002	860	18	PBV1.2525.003	355	30
NPT 1"	ANSI B1.20.3	PBV1.2525.012	870	18	PBV1.2525.013	364	30
BSP 1"	DIN 3852-2-X	PBV4.2525.002	990	15			
NPT 1"	ANSI B1.20.3	PBV4.2525.012	1000	15			

PBV1 DN39 - BG 7 - ISO 40



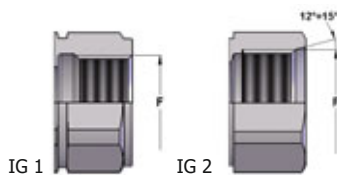
THREADS	F	STANDARD	FEMMINA - FEMALE - MUFFE - FEMELLE			MASCHIO - MALE - STECKER - MALE		
			COD. F	Weight (g)	Packaging (pcs.)	COD. M	Weight (g)	Packaging (pcs.)
IG 1	BSP 1"¼	DIN 3852-2-X	PBV1.3931.002	2132	9	PBV1.3931.003	1340	12
	NPT 1"¼	ANSI B1.20.3	PBV1.3931.012	2147	9	PBV1.3931.013	1355	12
	BSP 1"½	DIN 3852-2-X	PBV1.3939.002	2050	9	PBV1.3939.003	1258	12
	NPT 1"½	ANSI B1.20.3	PBV1.3939.012	2066	9	PBV1.3939.013	1274	12
IG 2	1"5/8-12 UN 2B	SAE J 1926-1	PBV1.3941.032	2139	9	PBV1.3941.033	1347	12

PBV1 DN50 - BG 8 - ISO 50



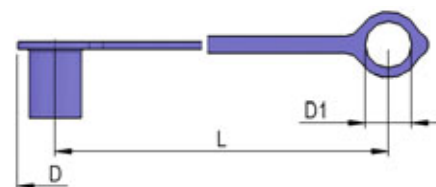
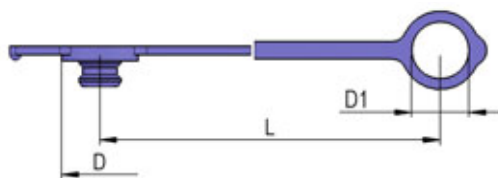
F	STANDARD	FEMMINA - FEMALE - MUFFE - FEMELLE			MASCHIO - MALE - STECKER - MALE		
		COD. F	Weight (g)	Packaging (pcs.)	COD. M	Weight (g)	Packaging (pcs.)
BSP 2"	DIN 3852-2-X	PBV1.5051.002	4900	4	PBV1.5051.003	3100	5
NPT 2"	ANSI B1.20.3	PBV1.5051.012	5000	4	PBV1.5051.013	3200	5

THREADS

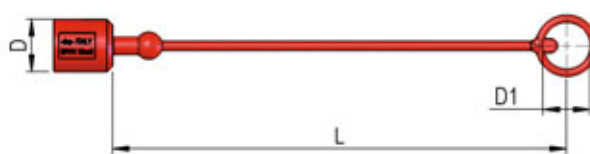
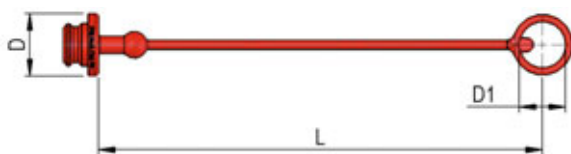


PLASTIC CAPS

NOMINAL SIZE			FEMALE DUST PLUG					MALE DUST CAP					COLOR	MATERIAL
DNP	BG	ISO	COD. F	Dimensions			Weight (g)	COD. M	Dimensions			Weight (g)		
				D	L	D1			D	L	D1			
06	1	6.3	SPBV.06032	28	125	21	8	SPBV.06033	28	125	17	8	●	PVC
10	2	10	SPBV.10032	33	135	25	10	SPBV.10033	33	130	20	13	●	PVC
13	3	12.5	SPBV.13032	44	175	32	16	SPBV.13033	40	165	24	20	●	PVC
20	4	20	SPBV.20032	52	190	37	23	SPBV.20033	44	190	31	27	●	PVC
25	5	25	SPBV.25032	61	230	43	30	SPBV.25033	53	230	37	40	●	PVC

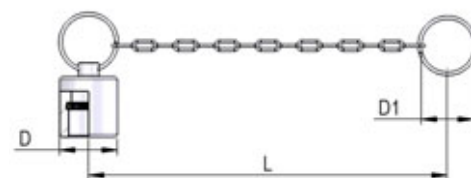
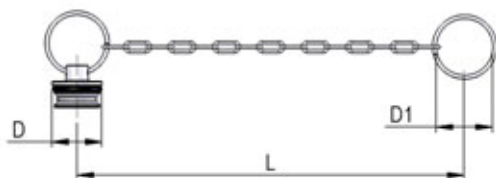


NOMINAL SIZE			FEMALE DUST PLUG					MALE DUST CAP					COLOR	MATERIAL
DNP	BG	ISO	COD. F	Dimensions			Weight (g)	COD. M	Dimensions			Weight (g)		
				D	L	D1			D	L	D1			
06	1	6.3	SPBV.06002	26	240	23	9	SPBV.06003	18	240	23	9	●	PVC
06	1	6.3	SPBV.06042	26	240	23	9	SPBV.06043	18	240	23	9	●	PVC
10	2	10	SPBV.10002	33	235	25	9	SPBV.10003	23	240	24	10	●	PVC
13	3	12.5	SPBV.13002	38	240	29	15	SPBV.13003	29	245	28	13	●	PVC
20	4	20	SPBV.20002	49	240	38	17	SPBV.20003	36	245	38	16	●	PVC
25	5	25	SPBV.25002	60	245	46	24	SPBV.25003	44	235	44	19	●	PVC

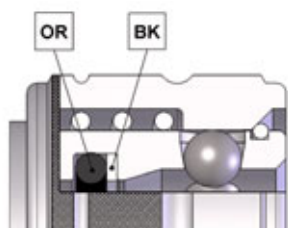


METAL CAPS

NOMINAL SIZE			FEMALE DUST PLUG					MALE DUST CAP					MATERIAL
DNP	BG	ISO	COD. F	Dimensions			Weight (g)	COD. M	Dimensions			Weight (g)	
				D	L	D1			D	L	D1		
06	1	6.3	SPBV.06202	22	210	30	15	SPBV.06203	22	245	28	32	Aluminum
06	1	6.3	-	-	-	-	-	SPBV.06303	21	260	19	49	AISI 316
10	2	10	SPBV.10202	22	155	30	18	SPBV.10203	27	155	30	34	Aluminum
13	3	12.5	SPBV.13202	28	305	41	34	SPBV.13203	35	265	41	66	Aluminum
20	4	20	SPBV.20202	35	265	43	49	SPBV.20203	42	250	30	102	Aluminum
25	5	25	SPBV.25202	44	240	41	70	SPBV.25203	48	340	49	126	Aluminum
39	7	40	SPBV.39202	79	225	70.5	139	SPBV.39203	64.5	225	70.5	293	Aluminum
50	8	50	SPBV.50202	105	350	75	265	SPBV.50203	80	350	75	365	Aluminum



SPARE PARTS



NOMINAL SIZE			FEMALE GASKET	
DNP	BG	ISO	OR (NBR*)	BK (PTFE)
04	0	5	PBV.004.120	PBV.004.130
06	1	6.3	PBV.006.120	PBV.006.130
10	2	10	PDV.010.120	PBV.010.130
13	3	12.5	PBV.013.120	PBV.013.130
20	4	20	PBV.019.120	PBV.019.130
25	5	25	PBV.025.120	PBV.025.130
39	7	40	PBV.039.120	-
50	8	50	PBV.050.120	-

* AL CODICE DELLA GUARNIZIONE IN NBR AGGIUNGERE 'E' PER EPDM O 'V' PER VITON

* TO THE NBR GASKET CODE ADD 'E' FOR EPDM OR 'V' FOR VITON

* ZU DER ARTIKELNR. DER NBR DICHTUNG GEBEN SIE 'E' FUER EPDM ODER 'V' FUER VITON AN


* AU CODE DU JOINT EN NBR JOINDRE 'E' POUR EPDM OU 'V' POUR VITON

ISO B

ACCIAIO
STEEL
STAHL
ACIER

Caratteristiche tecniche I

- Norma: ISO 7241 B
- Omologazione: API 16D
- Occlusione: valvola
- Aggancio: sfere radiali
- Materiale: acciaio
- Finitura: Zn-Fe (Cr III)
- Filettature: BSP - NPT
- Temperatura d'esercizio: -25 °C +200 °C
- Pressioni di esercizio: 250 bar
- Connessione in pressione: non consentita



Technical data E

- Standard: ISO 7241 B
- Approval: API 16D
- Occlusion: poppet
- Locking: radial balls
- Material: steel
- Finishing: Zn-Fe (Cr III)
- Threads: BSP - NPT
- Working temperature: -25 °C +200 °C
- Working pressure: 250 bar
- Connection under pressure: not allowed

Nominal size				Max working pressure	Rated flow	Max flow rate	Min burst pressure			Fluid spillage
							Male	Female	Coupled	
DNP	BG	ISO	mm	MPa	l/min	l/min	MPa	MPa	MPa	cc
13	3	12.5	10.5	25	45	90	110	140	110	3.9
20	4	20	15.8	25	106	220	100	130	120	11
25	5	25	17.3	25	189	260	100	110	100	19

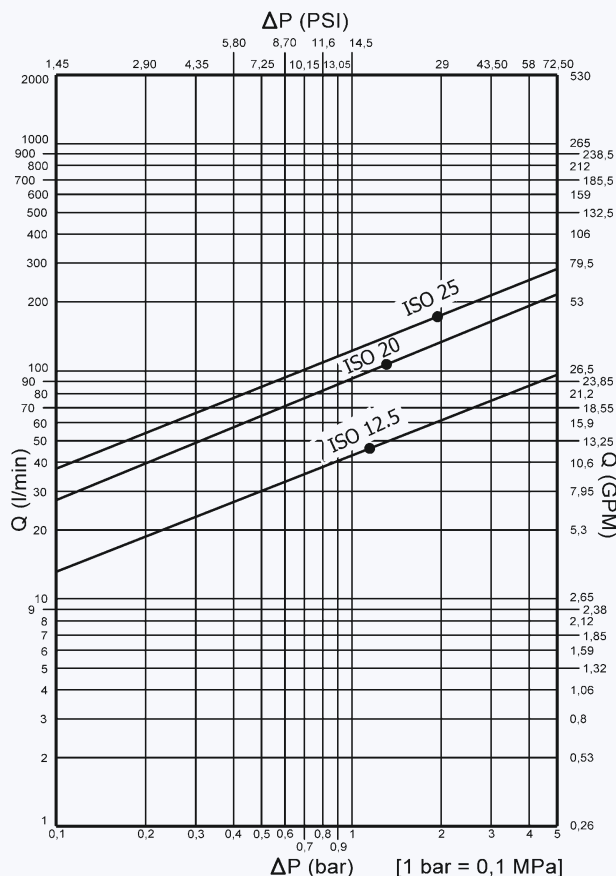
1 MPa = 145.04 psi • 1 l = 0.264 gal

Technische Merkmale D

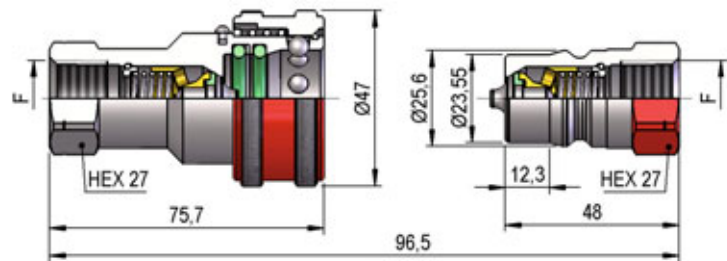
- Norm: ISO 7241 B
- Zulassung: API 16D
- Verschluss: ventil
- Kupplung: Radial Kugeln
- Werkstoff: Stahl
- Ausführung: Zn-Fe (Cr III)
- Gewinde: BSP - NPT
- Betriebstemperatur: -25 °C +200 °C
- Betriebsdruck: 250 bar
- Kuppeln unter Druck: nicht möglich

Caracteristiques techniques F

- Norme: ISO 7241 B
- Attestation: API 16D
- Obturation: clapet
- Accrochage: billes radiales
- Matériel: acier
- Traitement: Zn-Fe (Cr III)
- Taraudage: BSP - NPT
- Température de service: -25 °C +200 °C
- Pression de service: 250 bar
- Connexion sous pression: pas possible

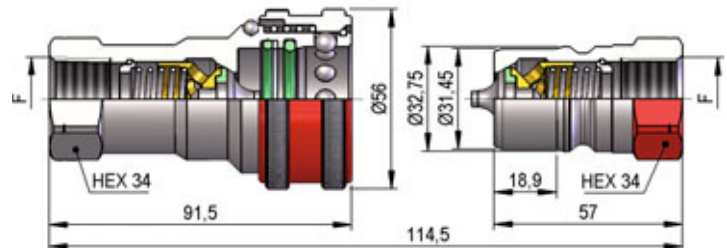


PBV1 BOP DN13 - BG 3 - ISO 12.5



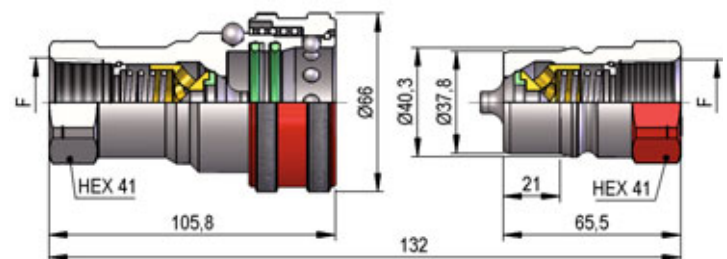
F	STANDARD	FEMMINA - FEMALE - MUFFE - FEMELLE			MASCHIO - MALE - STECKER - MALE		
		COD. F	Weight (g)	Packaging (pcs.)	COD. M	Weight (g)	Packaging (pcs.)
BSP 1/2"	DIN 3852-2-X	PBV4.1313.002 BOP	373	24	PBV1.1313.003 BOP	112	72
NPT 1/2"	ANSI B1.20.3	PBV4.1313.012 BOP	376	24	PBV1.1313.013 BOP	115	72

PBV1 BOP DN20 - BG 4 - ISO 20






F	STANDARD	FEMMINA - FEMALE - MUFFE - FEMELLE			MASCHIO - MALE - STECKER - MALE		
		COD. F	Weight (g)	Packaging (pcs.)	COD. M	Weight (g)	Packaging (pcs.)
BSP 3/4"	DIN 3852-2-X	PBV4.2019.002 BOP	593	12	PBV1.2019.003 BOP	202	72
NPT 3/4"	ANSI B1.20.3	PBV4.2019.012 BOP	596	12	PBV1.2019.013 BOP	207	72

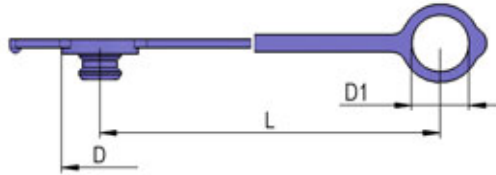
PBV1 BOP DN25 - BG 5 - ISO 25






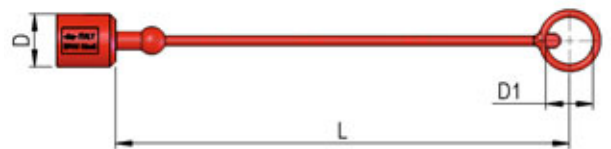
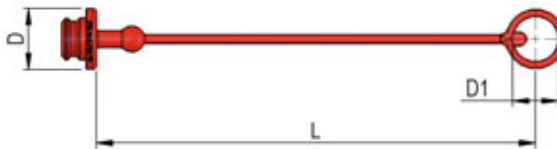
F	STANDARD	FEMMINA - FEMALE - MUFFE - FEMELLE			MASCHIO - MALE - STECKER - MALE		
		COD. F	Weight (g)	Packaging (pcs.)	COD. M	Weight (g)	Packaging (pcs.)
BSP 1"	DIN 3852-2-X	PBV4.2525.002 BOP	990	12	PBV1.2525.003 BOP	355	24
NPT 1"	ANSI B1.20.3	PBV4.2525.012 BOP	1000	12	PBV1.2525.013 BOP	364	24

PLASTIC CAPS

NOMINAL SIZE			FEMALE DUST PLUG					MALE DUST CAP					COLOR	MATERIAL
DNP	BG	ISO	COD. F	Dimensions			Weight (g)	COD. M	Dimensions			Weight (g)		
				D	L	D1			D	L	D1			
13	3	12.5	SPBV.13032	44	175	32	16	SPBV.13033	40	165	24	20		PVC
20	4	20	SPBV.20032	52	190	37	23	SPBV.20033	44	190	31	27		PVC
25	5	25	SPBV.25032	61	230	43	30	SPBV.25033	53	230	37	40		PVC

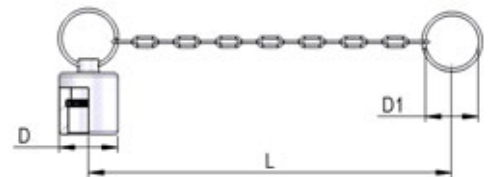
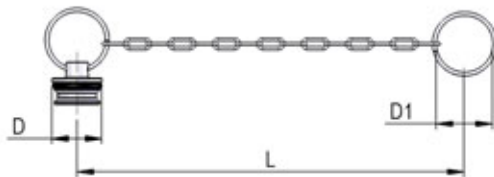


NOMINAL SIZE			FEMALE DUST PLUG					MALE DUST CAP					COLOR	MATERIAL
DNP	BG	ISO	COD. F	Dimensions			Weight (g)	COD. M	Dimensions			Weight (g)		
				D	L	D1			D	L	D1			
13	3	12.5	SPBV.13002	38	240	29	15	SPBV.13003	29	245	28	13		PVC
20	4	20	SPBV.20002	49	240	38	17	SPBV.20003	36	245	38	16		PVC
25	5	25	SPBV.25002	60	245	46	24	SPBV.25003	44	235	44	19		PVC



METAL CAPS

NOMINAL SIZE			FEMALE DUST PLUG					MALE DUST CAP					MATERIAL
DNP	BG	ISO	COD. F	Dimensions			Weight (g)	COD. M	Dimensions			Weight (g)	
				D	L	D1			D	L	D1		
13	3	12.5	SPBV.13202	28	305	41	34	SPBV.13203	35	265	41	66	Aluminum
20	4	20	SPBV.20202	35	265	43	49	SPBV.20203	42	250	30	102	Aluminum
25	5	25	SPBV.25202	44	240	41	70	SPBV.25203	48	340	49	126	Aluminum




ISO B

OTTONE
BRASS
MESSING
LAITON

Caratteristiche tecniche I

- Norma: ISO 7241 B
- Occlusione: valvola
- Aggancio: sfere radiali
- Materiale: ottone
- Finitura: nichelatura su richiesta
- Filettature: BSP - NPT
- Guarnizioni standard: FKM
- Temperatura d'esercizio: -25 °C +200 °C
- Guarnizioni opzionali: FFKM, EPDM o altro
- Pressioni di esercizio: 50-300 bar
- Connessione in pressione: non consentita



Technical data E

- Standard: ISO 7241 B
- Occlusion: poppet
- Locking: radial balls
- Material: brass
- Finishing: nickel-plating on request
- Threads: BSP - NPT
- Standard seals: FKM
- Working temperature: -25 °C +200 °C
- Optional seals: FFKM, EPDM or more
- Working pressure: 50-300 bar
- Connection under pressure: not allowed

Nominal size	Max working pressure	Rated flow	Max flow rate	Min burst pressure			Fluid spillage			
				Male	Female	Coupled				
DNP	BG	ISO	mm	MPa	l/min	l/min	MPa	MPa	MPa	cc
04	0	5	4.2	30	3	9	120	190	150	0.5
06	1	6.3	6.5	20	12	24	80	80	120	1
10	2	10	8.5	20	23	46	80	85	95	2.4
13	3	12.5	10.5	18	45	90	72	90	100	3.9
20	4	20	15.8	13	106	220	55	65	80	11
25	5	25	17.3	13	189	260	55	70	60	19
39	7	40	36	6	379	757	25	25	25	95
50	8	50	50	5	757	1000	20	20	20	170

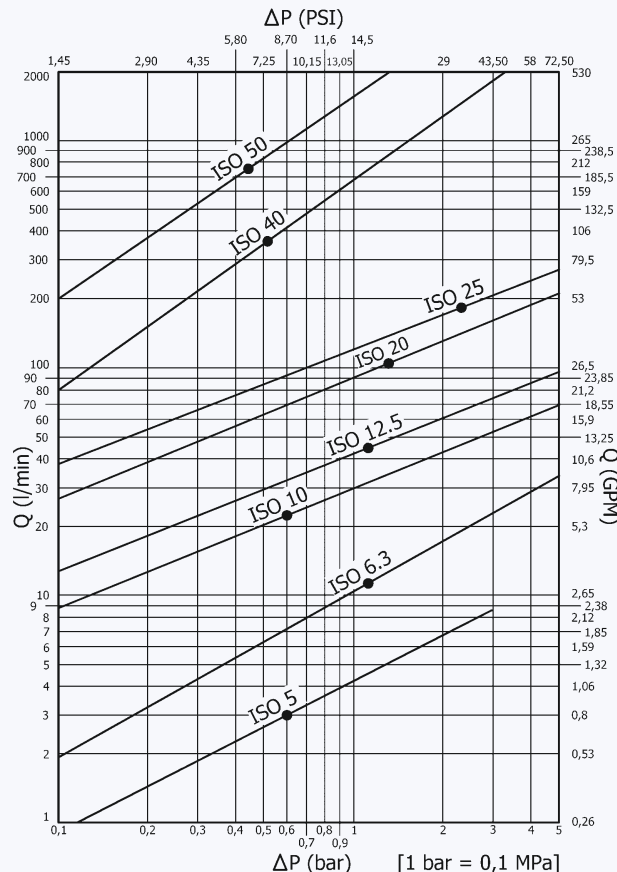
1 MPa = 145.04 psi • 1 l = 0.264 gal

Technische Merkmale D

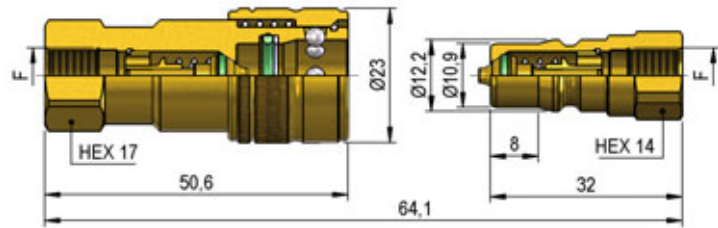
- Norm: ISO 7241 B
- Verschluss: ventil
- Kupplung: Radial Kugeln
- Werkstoff: Messing
- Ausführung: Nickelüberzug auf Wunsch
- Gewinde: BSP - NPT
- Standard-Dichtungen: FKM
- Betriebstemperatur: -25 °C +200 °C
- Dichtungen nach Wahl: FFKM, EPDM, usw.
- Betriebsdruck: 50-300 bar
- Kuppeln unter Druck: nicht möglich

Caracteristiques techniques F

- Norme: ISO 7241 B
- Obturation: clapet
- Accrochage: billes radiales
- Matériel: laiton
- Traitement: nickelage sur demande
- Taraudage: BSP - NPT
- Joints standard: FKM
- Température de service: -25 °C +200 °C
- Joints facultatifs: FFKM, EPDM, ect.
- Pression de service: 50-300 bar
- Connexion sous pression: pas possible

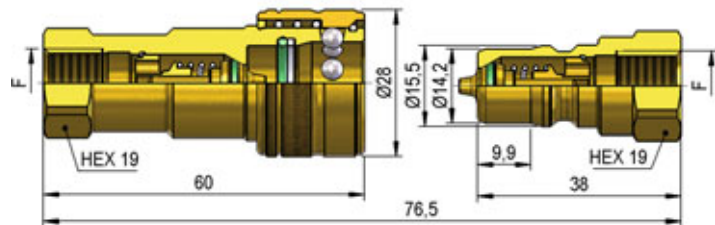


PBVM DN04 - BG 0 - ISO 5



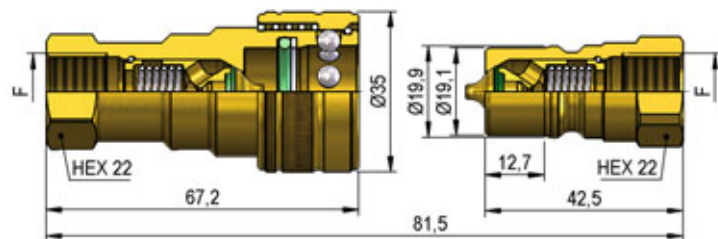
F	STANDARD	FEMMINA - FEMALE - MUFFE - FEMELLE			MASCHIO - MALE - STECKER - MALE		
		COD. F	Weight (g)	Packaging (pcs.)	COD. M	Weight (g)	Packaging (pcs.)
BSP 1/8"	DIN 3852-2-X	PBVM.0404.002	96	160	PBVM.0404.003	22	500
NPT 1/8"	ANSI B1.20.3	PBVM.0404.012	96	160	PBVM.0404.013	22	500

PBVM DN06 - BG 1 - ISO 6.3



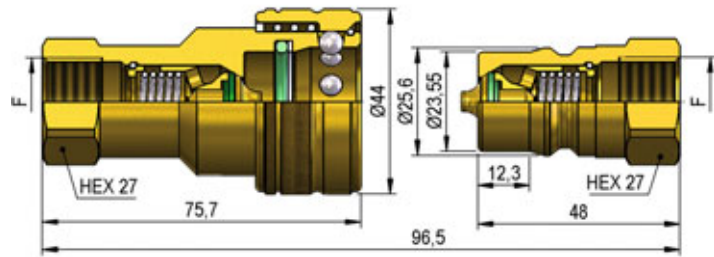
F	STANDARD	FEMMINA - FEMALE - MUFFE - FEMELLE			MASCHIO - MALE - STECKER - MALE		
		COD. F	Weight (g)	Packaging (pcs.)	COD. M	Weight (g)	Packaging (pcs.)
BSP 1/4"	DIN 3852-2-X	PBVM.0606.002	133	100	PBVM.0606.003	43	300
NPT 1/4"	ANSI B1.20.3	PBVM.0606.012	134	100	PBVM.0606.013	44	300

PBVM DN10 - BG 2 - ISO 10



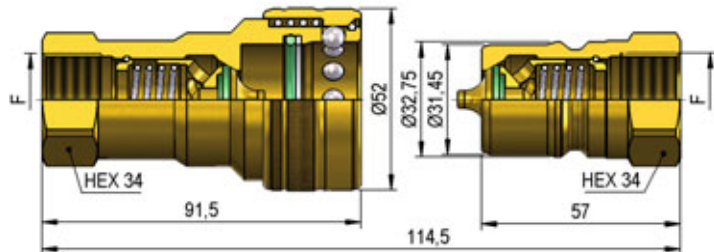
F	STANDARD	FEMMINA - FEMALE - MUFFE - FEMELLE			MASCHIO - MALE - STECKER - MALE		
		COD. F	Weight (g)	Packaging (pcs.)	COD. M	Weight (g)	Packaging (pcs.)
BSP 3/8"	DIN 3852-2-X	PBVM.1010.002	213	54	PBVM.1010.003	69	200
NPT 3/8"	ANSI B1.20.3	PBVM.1010.012	215	54	PBVM.1010.013	71	200

PBVM DN13 - BG 3 - ISO 12.5



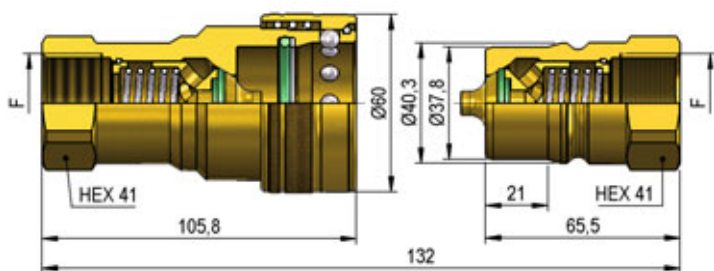
F	STANDARD	FEMMINA - FEMALE - MUFFE - FEMELLE			MASCIO - MALE - STECKER - MALE		
		COD. F	Weight (g)	Packaging (pcs.)	COD. M	Weight (g)	Packaging (pcs.)
BSP 1/2"	DIN 3852-2-X	PBVM.1313.002	396	45	PBVM.1313.003	124	200
NPT 1/2"	ANSI B1.20.3	PBVM.1313.012	400	45	PBVM.1313.013	128	200

PBVM DN20 - BG 4 - ISO 20



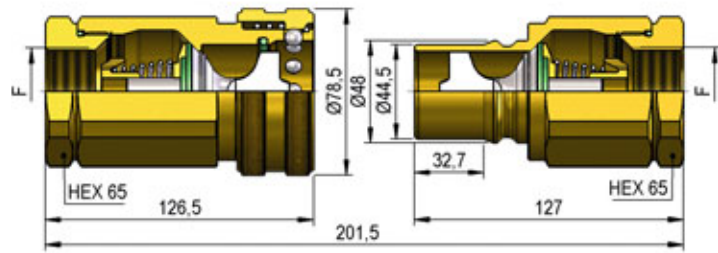
F	STANDARD	FEMMINA - FEMALE - MUFFE - FEMELLE			MASCIO - MALE - STECKER - MALE		
		COD. F	Weight (g)	Packaging (pcs.)	COD. M	Weight (g)	Packaging (pcs.)
BSP 3/4"	DIN 3852-2-X	PBVM.2019.002	597	25	PBVM.2019.003	226	45
NPT 3/4"	ANSI B1.20.3	PBVM.2019.012	601	25	PBVM.2019.013	230	45

PBVM DN25 - BG 5 - ISO 25



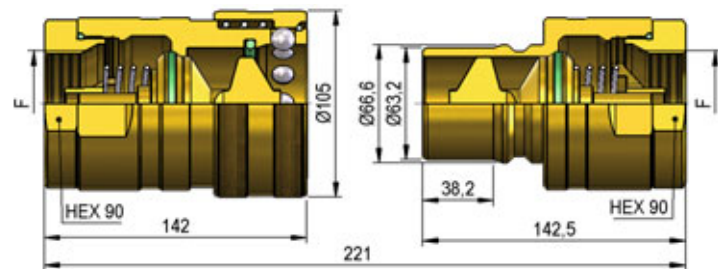
F	STANDARD	FEMMINA - FEMALE - MUFFE - FEMELLE			MASCIO - MALE - STECKER - MALE		
		COD. F	Weight (g)	Packaging (pcs.)	COD. M	Weight (g)	Packaging (pcs.)
BSP 1"	DIN 3852-2-X	PBVM.2525.002	938	18	PBVM.2525.003	392	30
NPT 1"	ANSI B1.20.3	PBVM.2525.012	950	18	PBVM.2525.013	403	30

PBVM DN39 - BG 7 - ISO 40



F	STANDARD	FEMMINA - FEMALE - MUFFE - FEMELLE			MASCHIO - MALE - STECKER - MALE		
		COD. F	Weight (g)	Packaging (pcs.)	COD. M	Weight (g)	Packaging (pcs.)
BSP 1"¼	DIN 3852-2-X	PBVM.3931.002	2265	9	PBVM.3931.003	1420	12
NPT 1"¼	ANSI B1.20.3	PBVM.3931.012	2280	9	PBVM.3931.013	1435	12
BSP 1"½	DIN 3852-2-X	PBVM.3939.002	2180	9	PBVM.3939.003	1335	12
NPT 1"½	ANSI B1.20.3	PBVM.3939.012	2200	9	PBVM.3939.013	1355	12

PBVM DN50 - BG 8 - ISO 50



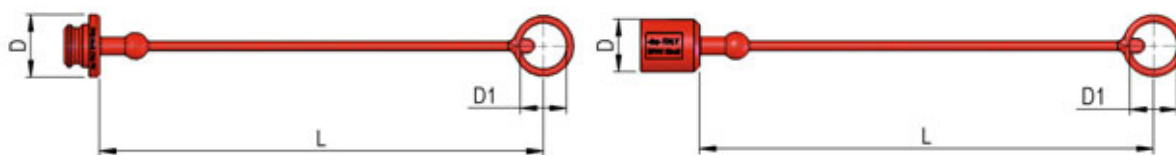
F	STANDARD	FEMMINA - FEMALE - MUFFE - FEMELLE			MASCHIO - MALE - STECKER - MALE		
		COD. F	Weight (g)	Packaging (pcs.)	COD. M	Weight (g)	Packaging (pcs.)
BSP 2"	DIN 3852-2-X	PBVM.5051.002	5320	4	PBVM.5051.003	3470	5
NPT 2"	ANSI B1.20.3	PBVM.5051.012	5370	4	PBVM.5051.013	3520	5

PLASTIC CAPS

NOMINAL SIZE			FEMALE DUST PLUG				MALE DUST CAP				COLOR	MATERIAL		
DNP	BG	ISO	COD. F	Dimensions			Weight (g)	COD. M	Dimensions			Weight (g)		
				D	L	D1			D	L	D1			
06	1	6.3	SPBV.06032	28	125	21	8	SPBV.06033	28	125	17	8		PVC
10	2	10	SPBV.10032	33	135	25	10	SPBV.10033	33	130	20	13		PVC
13	3	12.5	SPBV.13032	44	175	32	16	SPBV.13033	40	165	24	20		PVC
20	4	20	SPBV.20032	52	190	37	23	SPBV.20033	44	190	31	27		PVC
25	5	25	SPBV.25032	61	230	43	30	SPBV.25033	53	230	37	40		PVC



NOMINAL SIZE			FEMALE DUST PLUG				MALE DUST CAP				COLOR	MATERIAL		
DNP	BG	ISO	COD. F	Dimensions			Weight (g)	COD. M	Dimensions			Weight (g)		
				D	L	D1			D	L	D1			
06	1	6.3	SPBV.06002	26	240	23	9	SPBV.06003	18	240	23	9		PVC
06	1	6.3	SPBV.06042	26	240	23	9	SPBV.06043	18	240	23	9		PVC
10	2	10	SPBV.10002	33	235	25	9	SPBV.10003	23	240	24	10		PVC
13	3	12.5	SPBV.13002	38	240	29	15	SPBV.13003	29	245	28	13		PVC
20	4	20	SPBV.20002	49	240	38	17	SPBV.20003	36	245	38	16		PVC
25	5	25	SPBV.25002	60	245	46	24	SPBV.25003	44	235	44	19		PVC

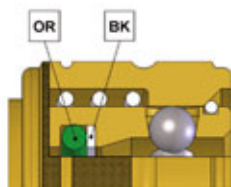


METAL CAPS

NOMINAL SIZE			FEMALE DUST PLUG				MALE DUST CAP				MATERIAL		
DNP	BG	ISO	COD. F	Dimensions			Weight (g)	COD. M	Dimensions			Weight (g)	
				D	L	D1			D	L	D1		
06	1	6.3	SPBV.06202	22	210	30	15	SPBV.06203	22	245	28	32	Aluminum
06	1	6.3	-	-	-	-	-	SPBV.06303	21	260	19	49	AISI 316
10	2	10	SPBV.10202	22	155	30	18	SPBV.10203	27	155	30	34	Aluminum
13	3	12.5	SPBV.13202	28	305	41	34	SPBV.13203	35	265	41	66	Aluminum
20	4	20	SPBV.20202	35	265	43	49	SPBV.20203	42	250	30	102	Aluminum
25	5	25	SPBV.25202	44	240	41	70	SPBV.25203	48	340	49	126	Aluminum
39	7	40	SPBV.39202	79	225	70.5	139	SPBV.39203	64.5	225	70.5	293	Aluminum
50	8	50	SPBV.50202	105	350	75	265	SPBV.50203	80	350	75	365	Aluminum



SPARE PARTS



NOMINAL SIZE			FEMALE GASKET	
DNP	BG	ISO	OR (FKM)	BK (PTFE)
			04	0
06	1	6.3	PBV.006.120 V	PBV.006.130
10	2	10	PDV.010.120 V	PBV.010.130
13	3	12.5	PBV.013.120 V	PBV.013.130
20	4	20	PBV.019.120 V	PBV.019.130
25	5	25	PBV.025.120 V	PBV.025.130
39	7	40	PBV.039.120 V	-
50	8	50	PBV.050.120 V	-

ISO B

ACCIAIO INOX
STAINLESS STEEL
EDELSTAHL
ACIER INOX

Caratteristiche tecniche I

- Norma: ISO 7241 B
- Occlusione: valvola
- Aggancio: sfere radiali
- Materiale: acciaio inox AISI 316
- Filettature: BSP - NPT
- Guarnizioni standard: FKM
- Temperatura d'esercizio: -25 °C +200 °C
- Guarnizioni opzionali: FFKM, EPDM o altro
- Pressioni di esercizio: 60-400 bar
- Connessione in pressione: non consentita



Technical data E

- Standard: ISO 7241 B
- Occlusion: poppet
- Locking: radial balls
- Material: stainless steel AISI 316
- Threads: BSP - NPT
- Standard seals: FKM
- Working temperature: -25 °C +200 °C
- Optional seals: FFKM, EPDM or more
- Working pressure: 60-400 bar
- Connection under pressure: not allowed

Nominal size	Max working pressure	Rated flow	Max flow rate	Min burst pressure			Fluid spillage			
				Male	Female	Coupled				
DNP	BG	ISO	mm	MPa	l/min	l/min	MPa	MPa	MPa	cc
04	0	5	4.2	40	3	9	210	200	140	0.5
06	1	6.3	6.5	35	12	24	170	150	160	1
10	2	10	8.5	30	23	46	110	110	210	2.4
13	3	12.5	10.5	30	45	90	150	140	150	3.9
20	4	20	15.8	22	106	220	100	90	100	11
25	5	25	17.3	20	189	260	60	65	85	19
39	7	40	36	8	379	757	25	25	25	95
50	8	50	50	6	757	1000	20	20	20	170

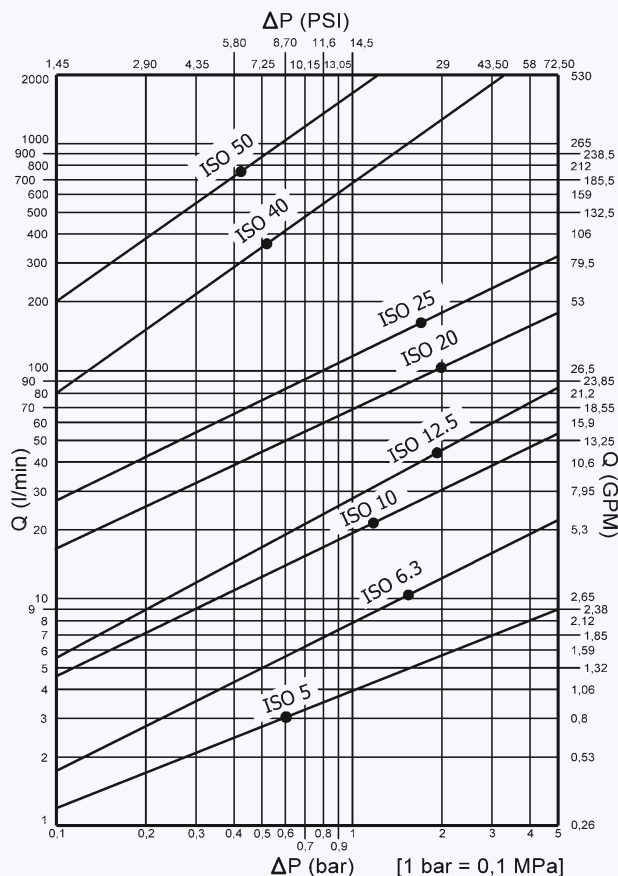
1 MPa = 145.04 psi • 1 l = 0.264 gal

Technische Merkmale D

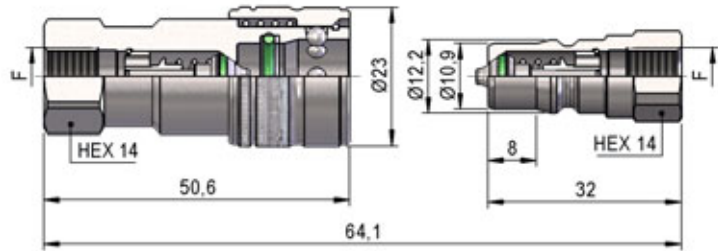
- Norm: ISO 7241 B
- Verschluss: ventil
- Kupplung: Radial Kugeln
- Werkstoff: rostfreiem Stahl AISI 316
- Gewinde: BSP - NPT
- Standard-Dichtungen: FKM
- Betriebstemperatur: -25 °C +200 °C
- Dichtungen nach Wahl: FFKM, EPDM, usw.
- Betriebsdruck: 60-400 bar
- Kuppeln unter Druck: nicht möglich

Caracteristiques techniques F

- Norme: ISO 7241 B
- Obturation: clapet
- Accrochage: billes radiales
- Matériel: acier inoxydable AISI 316
- Taraudage: BSP - NPT
- Joints standard: FKM
- Température de service: -25 °C +200 °C
- Joints facultatifs: FFKM, EPDM, ect.
- Pression de service: 60-400 bar
- Connexion sous pression: pas possible

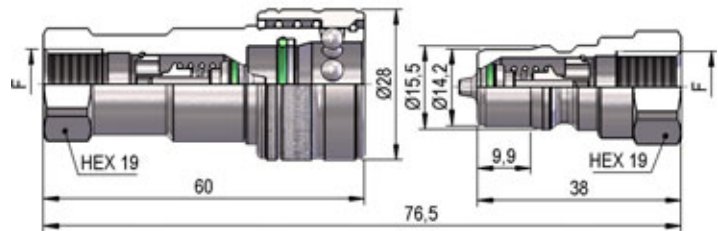


PBVX DN04 - BG 0 - ISO 5



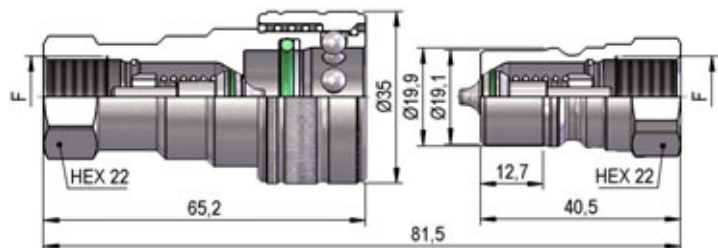
F	STANDARD	FEMMINA - FEMALE - MUFFE - FEMELLE			MASCHIO - MALE - STECKER - MALE		
		COD. F	Weight (g)	Packaging (pcs.)	COD. M	Weight (g)	Packaging (pcs.)
BSP 1/8"	DIN 3852-2-X	PBVX.0404.002	78	160	PBVX.0404.003	19	500
NPT 1/8"	ANSI B1.20.3	PBVX.0404.012	78	160	PBVX.0404.013	19	500

PBVX DN06 - BG 1 - ISO 6.3



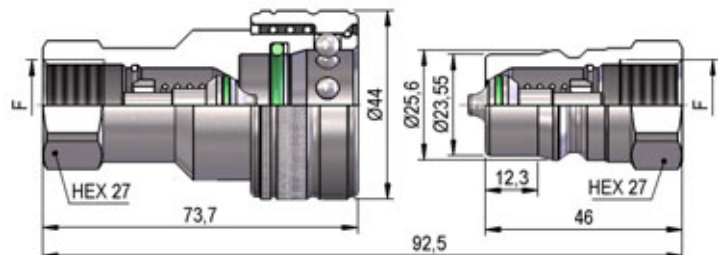
F	STANDARD	FEMMINA - FEMALE - MUFFE - FEMELLE			MASCHIO - MALE - STECKER - MALE		
		COD. F	Weight (g)	Packaging (pcs.)	COD. M	Weight (g)	Packaging (pcs.)
BSP 1/4"	DIN 3852-2-X	PBVX.0606.002	130	100	PBVX.0606.003	40	300
NPT 1/4"	ANSI B1.20.3	PBVX.0606.012	131	100	PBVX.0606.013	41	300

PBVX DN10 - BG 2 - ISO 10



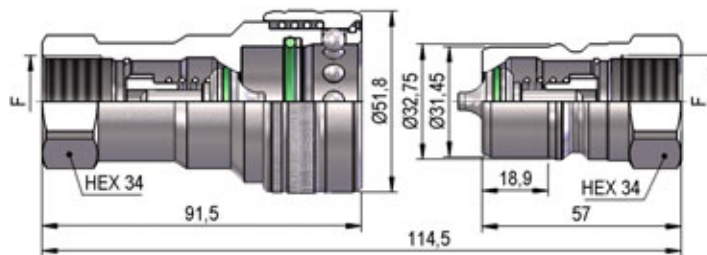
F	STANDARD	FEMMINA - FEMALE - MUFFE - FEMELLE			MASCHIO - MALE - STECKER - MALE		
		COD. F	Weight (g)	Packaging (pcs.)	COD. M	Weight (g)	Packaging (pcs.)
BSP 3/8"	DIN 3852-2-X	PBVX.1010.002	197	48	PBVX.1010.003	60	150
NPT 3/8"	ANSI B1.20.3	PBVX.1010.012	198	48	PBVX.1010.013	61	150

PBVX DN13 - BG 3 - ISO 12.5



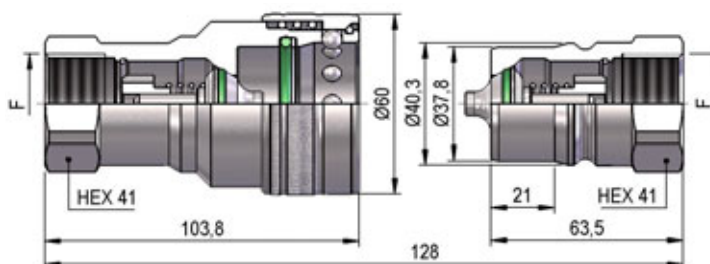
F	STANDARD	FEMMINA - FEMALE - MUFFE - FEMELLE			MASCHIO - MALE - STECKER - MALE		
		COD. F	Weight (g)	Packaging (pcs.)	COD. M	Weight (g)	Packaging (pcs.)
BSP 1/2"	DIN 3852-2-X	PBVX.1313.002	346	30	PBVX.1313.003	107	100
NPT 1/2"	ANSI B1.20.3	PBVX.1313.012	350	30	PBVX.1313.013	109	100

PBVX DN20 - BG 4 - ISO 20



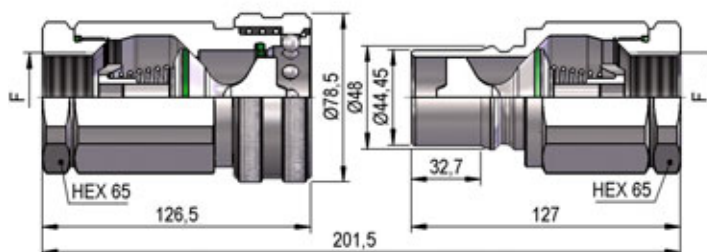
F	STANDARD	FEMMINA - FEMALE - MUFFE - FEMELLE			MASCHIO - MALE - STECKER - MALE		
		COD. F	Weight (g)	Packaging (pcs.)	COD. M	Weight (g)	Packaging (pcs.)
BSP 3/4"	DIN 3852-2-X	PBVX.2019.002	560	25	PBVX.2019.003	210	45
NPT 3/4"	ANSI B1.20.3	PBVX.2019.012	565	25	PBVX.2019.013	215	45

PBVX DN25 - BG 5 - ISO 25



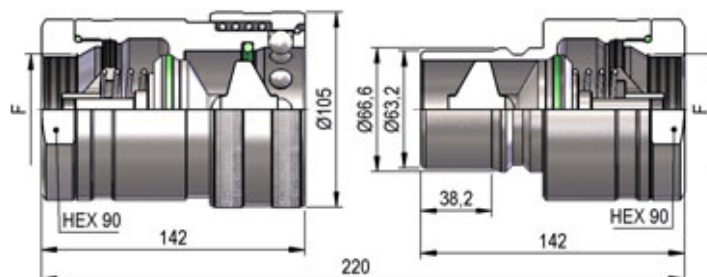
F	STANDARD	FEMMINA - FEMALE - MUFFE - FEMELLE			MASCHIO - MALE - STECKER - MALE		
		COD. F	Weight (g)	Packaging (pcs.)	COD. M	Weight (g)	Packaging (pcs.)
BSP 1"	DIN 3852-2-X	PBVX.2525.002	908	18	PBVX.2525.003	342	30
NPT 1"	ANSI B1.20.3	PBVX.2525.012	918	18	PBVX.2525.013	352	30

PBVX DN39 - BG 7 - ISO 40



F	STANDARD	FEMMINA - FEMALE - MUFFE - FEMELLE			MASCHIO - MALE - STECKER - MALE		
		COD. F	Weight (g)	Packaging (pcs.)	COD. M	Weight (g)	Packaging (pcs.)
BSP 1 1/4"	DIN 3852-2-X	PBVX.3931.002	2088	9	PBVX.3931.003	1357	12
NPT 1 1/4"	ANSI B1.20.3	PBVX.3931.012	2100	9	PBVX.3931.013	1370	12
BSP 1 1/2"	DIN 3852-2-X	PBVX.3939.002	2005	9	PBVX.3939.003	1274	12
NPT 1 1/2"	ANSI B1.20.3	PBVX.3939.012	2022	9	PBVX.3939.013	1291	12

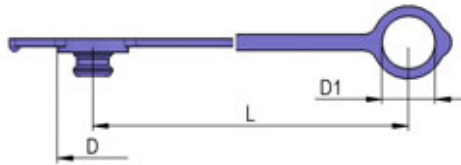
PBVX DN50 - BG 8 - ISO 50



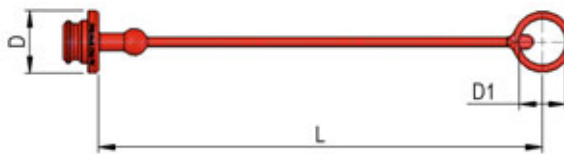
F	STANDARD	FEMMINA - FEMALE - MUFFE - FEMELLE			MASCHIO - MALE - STECKER - MALE		
		COD. F	Weight (g)	Packaging (pcs.)	COD. M	Weight (g)	Packaging (pcs.)
BSP 2"	DIN 3852-2-X	PBVX.5051.002	5170	4	PBVX.5051.003	3400	5
NPT 2"	ANSI B1.20.3	PBVX.5051.012	5180	4	PBVX.5051.013	3410	5

PLASTIC CAPS

NOMINAL SIZE			FEMALE DUST PLUG				MALE DUST CAP				COLOR	MATERIAL		
DNP	BG	ISO	COD. F	Dimensions			Weight (g)	COD. M	Dimensions			Weight (g)		
				D	L	D1			D	L	D1			
06	1	6.3	SPBV.06032	28	125	21	8	SPBV.06033	28	125	17	8	●	PVC
10	2	10	SPBV.10032	33	135	25	10	SPBV.10033	33	130	20	13	●	PVC
13	3	12.5	SPBV.13032	44	175	32	16	SPBV.13033	40	165	24	20	●	PVC
20	4	20	SPBV.20032	52	190	37	23	SPBV.20033	44	190	31	27	●	PVC
25	5	25	SPBV.25032	61	230	43	30	SPBV.25033	53	230	37	40	●	PVC

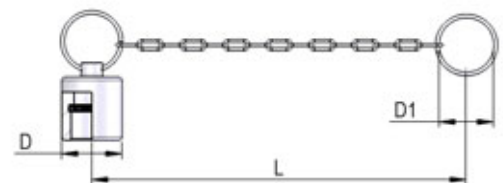
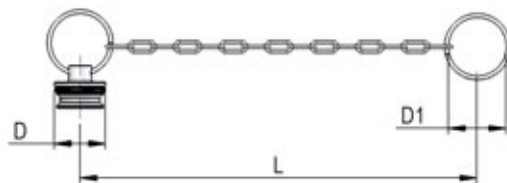


NOMINAL SIZE			FEMALE DUST PLUG				MALE DUST CAP				COLOR	MATERIAL		
DNP	BG	ISO	COD. F	Dimensions			Weight (g)	COD. M	Dimensions			Weight (g)		
				D	L	D1			D	L	D1			
06	1	6.3	SPBV.06002	26	240	23	9	SPBV.06003	18	240	23	9	●	PVC
06	1	6.3	SPBV.06042	26	240	23	9	SPBV.06043	18	240	23	9	●	PVC
10	2	10	SPBV.10002	33	235	25	9	SPBV.10003	23	240	24	10	●	PVC
13	3	12.5	SPBV.13002	38	240	29	15	SPBV.13003	29	245	28	13	●	PVC
20	4	20	SPBV.20002	49	240	38	17	SPBV.20003	36	245	38	16	●	PVC
25	5	25	SPBV.25002	60	245	46	24	SPBV.25003	44	235	44	19	●	PVC

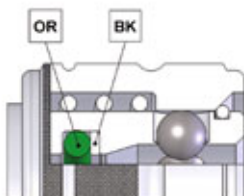


METAL CAPS

NOMINAL SIZE			FEMALE DUST PLUG				MALE DUST CAP				MATERIAL		
DNP	BG	ISO	COD. F	Dimensions			Weight (g)	COD. M	Dimensions			Weight (g)	
				D	L	D1			D	L	D1		
06	1	6.3	SPBV.06202	22	210	30	15	SPBV.06203	22	245	28	32	Aluminum
06	1	6.3	-	-	-	-	-	SPBV.06303	21	260	19	49	AISI 316
10	2	10	SPBV.10202	22	155	30	18	SPBV.10203	27	155	30	34	Aluminum
13	3	12.5	SPBV.13202	28	305	41	34	SPBV.13203	35	265	41	66	Aluminum
20	4	20	SPBV.20202	35	265	43	49	SPBV.20203	42	250	30	102	Aluminum
25	5	25	SPBV.25202	44	240	41	70	SPBV.25203	48	340	49	126	Aluminum
39	7	40	SPBV.39202	79	225	70.5	139	SPBV.39203	64.5	225	70.5	293	Aluminum
50	8	50	SPBV.50202	105	350	75	265	SPBV.50203	80	350	75	365	Aluminum



SPARE PARTS



NOMINAL SIZE			FEMALE GASKET	
DNP	BG	ISO	OR (FKM)	BK (PTFE)
04	0	5	PBV.004.120 V	PBV.004.130
06	1	6.3	PBV.006.120 V	PBV.006.130
10	2	10	PDV.010.120 V	PBV.010.130
13	3	12.5	PBV.013.120 V	PBV.013.130
20	4	20	PBV.019.120 V	PBV.019.130
25	5	25	PBV.025.120 V	PBV.025.130
39	7	40	PBV.039.120 V	-
50	8	50	PBV.050.120 V	-

ISO B

PASSAGGIO LIBERO/INOX
 FREE FLOW/STAINLESS STEEL
 FREIER DURCHLAUF/EDELSTAHL
 PASSAGE LIBRE/ACIER INOX

Caratteristiche tecniche I

- Norma: ISO 7241 B
- Occlusione: passaggio libero
- Aggancio: sfere radiali
- Materiale: acciaio inox AISI 316
- Filettature: BSP - NPT
- Guarnizioni standard: FKM
- Temperatura d'esercizio: -25 °C +200 °C
- Guarnizioni opzionali: FFKM, EPDM o altro
- Pressioni di esercizio: 60-350 bar



Technical data E

- Standard: ISO 7241 B
- Occlusion: free flow
- Locking: radial balls
- Material: stainless steel AISI 316
- Threads: BSP - NPT
- Standard seals: FKM
- Working temperature: -25 °C +200 °C
- Optional seals: FFKM, EPDM or more
- Working pressure: 60-350 bar

Nominal size				Max working pressure	Rated flow	Max flow rate	Min burst pressure			Fluid spillage
							Male	Female	Coupled	
DNP	BG	ISO	mm	MPa	l/min	l/min	MPa	MPa	MPa	cc
06	1	6.3	11	35	45	90	-	-	160	-
10	2	10	15	35	106	220	-	-	210	-
13	3	12.5	19	35	189	380	-	-	150	-
20	4	20	24	25	288	560	-	-	100	-
25	5	25	29	20	379	760	-	-	88	-
39	7	40	38	8	757	1000	-	-	25	-
50	8	50	53	6	1000	1500	-	-	20	-

1 MPa = 145.04 psi • 1 l = 0.264 gal

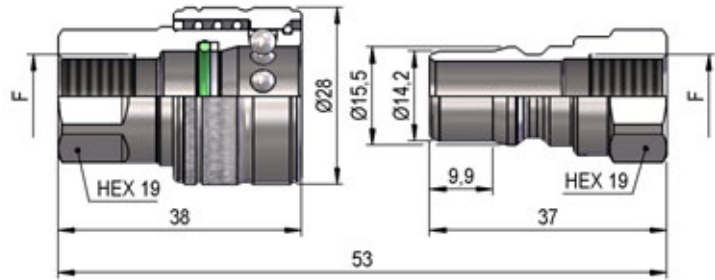
Technische Merkmale D

- Norm: ISO 7241 B
- Verschluss: freier Durchlauf
- Kupplung: Radial Kugeln
- Werkstoff: rostfreiem Stahl AISI 316
- Gewinde: BSP - NPT
- Standard-Dichtungen: FKM
- Betriebstemperatur: -25 °C +200 °C
- Dichtungen nach Wahl: FFKM, EPDM, usw.
- Betriebsdruck: 60-350 bar

Caracteristiques techniques F

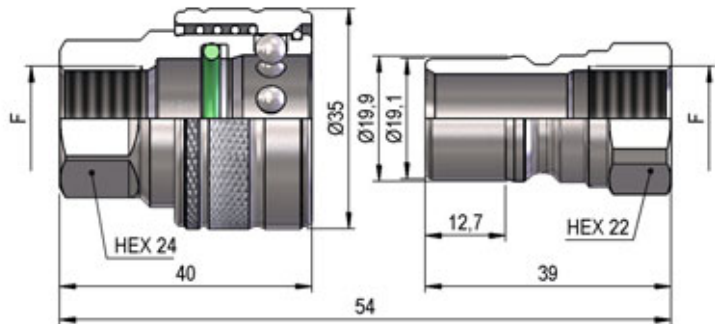
- Norme: ISO 7241 B
- Obturation: passage libre
- Accrochage: billes radiales
- Matériel: acier inoxydable AISI 316
- Taraudage: BSP - NPT
- Joints standard: FKM
- Température de service: -25 °C +200 °C
- Joints facultatifs: FFKM, EPDM, ect.
- Pression de service: 60-350 bar

PBOX DN06 - BG 1 - ISO 6.3



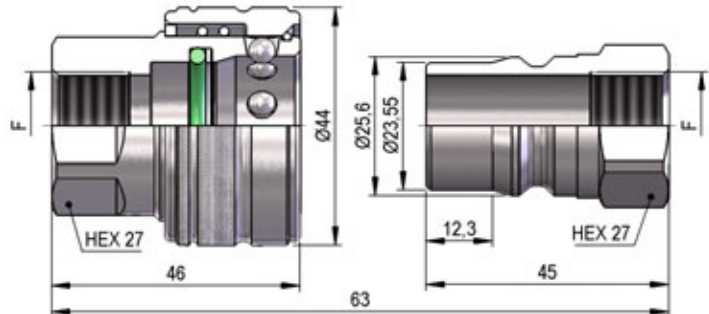
F	STANDARD	FEMMINA - FEMALE - MUFFE - FEMELLE			MASCIO - MALE - STECKER - MALE		
		COD. F	Weight (g)	Packaging (pcs.)	COD. M	Weight (g)	Packaging (pcs.)
BSP 1/4"	DIN 3852-2-X	PBOX.0606.002	81	100	PBOX.0606.003	33	100
NPT 1/4"	ANSI B1.20.3	PBOX.0606.012	82	100	PBOX.0606.013	34	100

PBOX DN10 - BG 2 - ISO 10



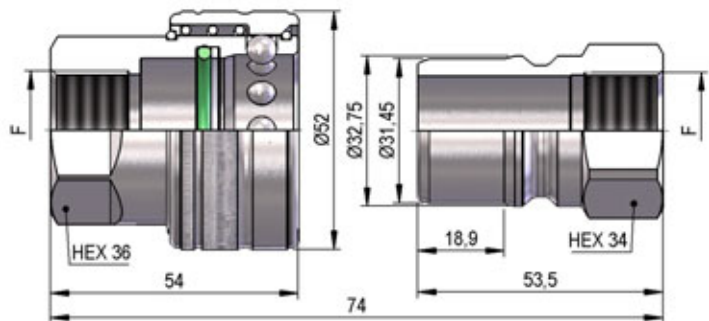
F	STANDARD	FEMMINA - FEMALE - MUFFE - FEMELLE			MASCIO - MALE - STECKER - MALE		
		COD. F	Weight (g)	Packaging (pcs.)	COD. M	Weight (g)	Packaging (pcs.)
BSP 3/8"	DIN 3852-2-X	PBOX.1010.002	142	100	PBOX.1010.003	46	100
NPT 3/8"	ANSI B1.20.3	PBOX.1010.012	144	100	PBOX.1010.013	50	100

PBOX DN13 - BG 3 - ISO 12.5



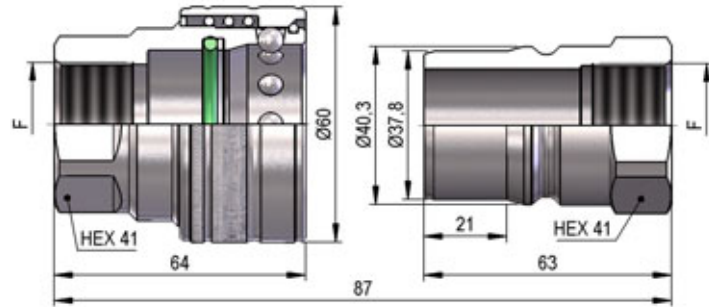
F	STANDARD	FEMMINA - FEMALE - MUFFE - FEMELLE			MASCIO - MALE - STECKER - MALE		
		COD. F	Weight (g)	Packaging (pcs.)	COD. M	Weight (g)	Packaging (pcs.)
BSP 1/2"	DIN 3852-2-X	PBOX.1313.002	215	100	PBOX.1313.003	85	100
NPT 1/2"	ANSI B1.20.3	PBOX.1313.012	218	100	PBOX.1313.013	88	100

PBOX DN20 - BG 4 - ISO 20



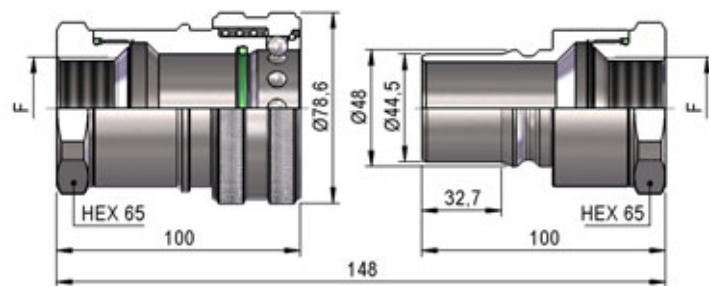
F	STANDARD	FEMMINA - FEMALE - MUFFE - FEMELLE			MASCIO - MALE - STECKER - MALE		
		COD. F	Weight (g)	Packaging (pcs.)	COD. M	Weight (g)	Packaging (pcs.)
BSP 3/4"	DIN 3852-2-X	PBOX.2019.002	354	50	PBOX.2019.003	161	45
NPT 3/4"	ANSI B1.20.3	PBOX.2019.012	370	50	PBOX.2019.013	158	45

PBOX DN25 - BG 5 - ISO 25



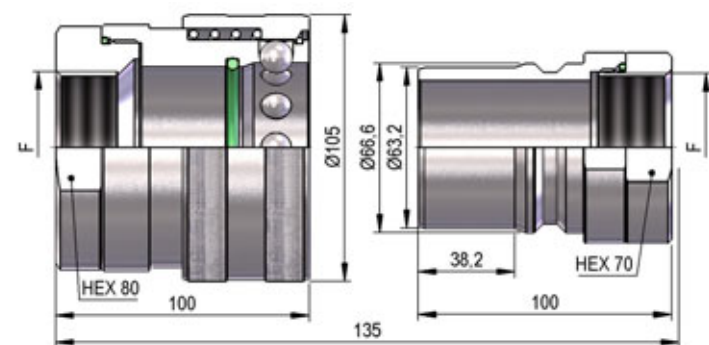
F	STANDARD	FEMMINA - FEMALE - MUFFE - FEMELLE			MASCIO - MALE - STECKER - MALE		
		COD. F	Weight (g)	Packaging (pcs.)	COD. M	Weight (g)	Packaging (pcs.)
BSP 1"	DIN 3852-2-X	PBOX.2525.002	519	30	PBOX.2525.003	256	30
NPT 1"	ANSI B1.20.3	PBOX.2525.012	525	30	PBOX.2525.013	262	30

PBOX DN39 - BG 7 - ISO 40



F	STANDARD	FEMMINA - FEMALE - MUFFE - FEMELLE			MASCIO - MALE - STECKER - MALE		
		COD. F	Weight (g)	Packaging (pcs.)	COD. M	Weight (g)	Packaging (pcs.)
BSP 1"¼	DIN 3852-2-X	PBOX.3931.002	1476	9	PBOX.3931.003	616	8
NPT 1"¼	ANSI B1.20.3	PBOX.3931.012	1488	9	PBOX.3931.013	628	8
BSP 1"½	DIN 3852-2-X	PBOX.3939.002	1390	9	PBOX.3939.003	539	8
NPT 1"½	ANSI B1.20.3	PBOX.3939.012	1405	9	PBOX.3939.013	554	8

PBOX DN50 - BG 8 - ISO 50



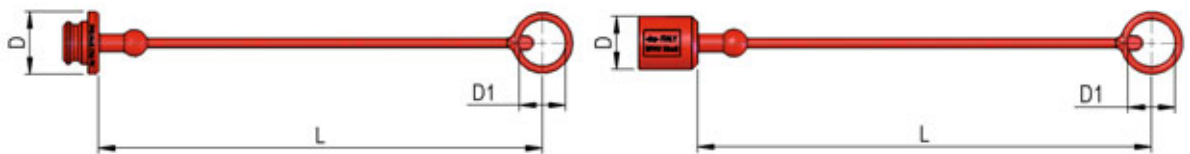
F	STANDARD	FEMMINA - FEMALE - MUFFE - FEMELLE			MASCIO - MALE - STECKER - MALE		
		COD. F	Weight (g)	Packaging (pcs.)	COD. M	Weight (g)	Packaging (pcs.)
BSP 2"	DIN 3852-2-X	PBOX.5051.002	3110	4	PBOX.5051.003	938	5
NPT 2"	ANSI B1.20.3	PBOX.5051.012	3150	4	PBOX.5051.013	980	5

PLASTIC CAPS

NOMINAL SIZE				FEMALE DUST PLUG				MALE DUST CAP				COLOR	MATERIAL	
DNP	BG	ISO	COD. F	Dimensions			Weight (g)	COD. M	Dimensions			Weight (g)		
				D	L	D1			D	L	D1			
06	1	6.3	SPBV.06032	28	125	21	8	SPBV.06033	28	125	17	8	●	PVC
10	2	10	SPBV.10032	33	135	25	10	SPBV.10033	33	130	20	13	●	PVC
13	3	12.5	SPBV.13032	44	175	32	16	SPBV.13033	40	165	24	20	●	PVC
20	4	20	SPBV.20032	52	190	37	23	SPBV.20033	44	190	31	27	●	PVC
25	5	25	SPBV.25032	61	230	43	30	SPBV.25033	53	230	37	40	●	PVC



NOMINAL SIZE				FEMALE DUST PLUG				MALE DUST CAP				COLOR	MATERIAL	
DNP	BG	ISO	COD. F	Dimensions			Weight (g)	COD. M	Dimensions			Weight (g)		
				D	L	D1			D	L	D1			
06	1	6.3	SPBV.06002	26	240	23	9	SPBV.06003	18	240	23	9	●	PVC
06	1	6.3	SPBV.06042	26	240	23	9	SPBV.06043	18	240	23	9	●	PVC
10	2	10	SPBV.10002	33	235	25	9	SPBV.10003	23	240	24	10	●	PVC
13	3	12.5	SPBV.13002	38	240	29	15	SPBV.13003	29	245	28	13	●	PVC
20	4	20	SPBV.20002	49	240	38	17	SPBV.20003	36	245	38	16	●	PVC
25	5	25	SPBV.25002	60	245	46	24	SPBV.25003	44	235	44	19	●	PVC

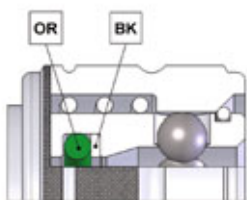


METAL CAPS

NOMINAL SIZE				FEMALE DUST PLUG				MALE DUST CAP				MATERIAL	
DNP	BG	ISO	COD. F	Dimensions			Weight (g)	COD. M	Dimensions			Weight (g)	
				D	L	D1			D	L	D1		
06	1	6.3	SPBV.06202	22	210	30	15	SPBV.06203	22	245	28	32	Aluminum
06	1	6.3	-	-	-	-	-	SPBV.06303	21	260	19	49	AISI 316
10	2	10	SPBV.10202	22	155	30	18	SPBV.10203	27	155	30	34	Aluminum
13	3	12.5	SPBV.13202	28	305	41	34	SPBV.13203	35	265	41	66	Aluminum
20	4	20	SPBV.20202	35	265	43	49	SPBV.20203	42	250	30	102	Aluminum
25	5	25	SPBV.25202	44	240	41	70	SPBV.25203	48	340	49	126	Aluminum
39	7	40	SPBV.39202	79	225	70.5	139	SPBV.39203	64.5	225	70.5	293	Aluminum
50	8	50	SPBV.50202	105	350	75	265	SPBV.50203	80	350	75	365	Aluminum



SPARE PARTS



NOMINAL SIZE			FEMALE GASKET	
DNP	BG	ISO	OR (FKM)	BK (PTFE)
06	1	6.3	PBV.006.120 V	PBV.006.130
10	2	10	PDV.010.120 V	PBV.010.130
13	3	12.5	PBV.013.120 V	PBV.013.130
20	4	20	PBV.019.120 V	PBV.019.130
25	5	25	PBV.025.120 V	PBV.025.130
39	7	40	PBV.039.120 V	-
50	8	50	PBV.050.120 V	-

ISO A

ACCIAIO
STEEL
STAHL
ACIER

Caratteristiche tecniche I

- Norma: ISO 7241 A
- Occlusione: valvola
- Aggancio: sfere radiali
- Materiale: acciaio
- Finitura: Zn-Fe (Cr III)
- Filettature: BSP - NPT - RC - SAE
- Guarnizioni standard: NBR
- Temperatura d'esercizio: -25 °C +100 °C
- Guarnizioni opzionali: FKM, FFKM, EPDM o altro
- Pressioni di esercizio: 160-350 bar
- Connessione in pressione: non consentita

Technical data E


- Standard: ISO 7241 A
- Occlusion: poppet
- Locking: radial balls
- Material: steel
- Finishing: Zn-Fe (Cr III)
- Threads: BSP - NPT - RC - SAE
- Standard seals: NBR
- Working temperature: -25 °C +100 °C
- Optional seals: FKM, FFKM, EPDM or more
- Working pressure: 160-350 bar
- Connection under pressure: not allowed

Technische Merkmale D

- Norm: ISO 7241 A
- Verschluss: ventil
- Kupplung: Radial Kugeln
- Werkstoff: Stahl
- Ausführung: Zn-Fe (Cr III)
- Gewinde: BSP - NPT - RC - SAE
- Standard-Dichtungen: NBR
- Betriebstemperatur: -25 °C +100 °C
- Dichtungen nach Wahl: FKM, FFKM, EPDM, usw.
- Betriebsdruck: 160-350 bar
- Kuppeln unter Druck: nicht möglich

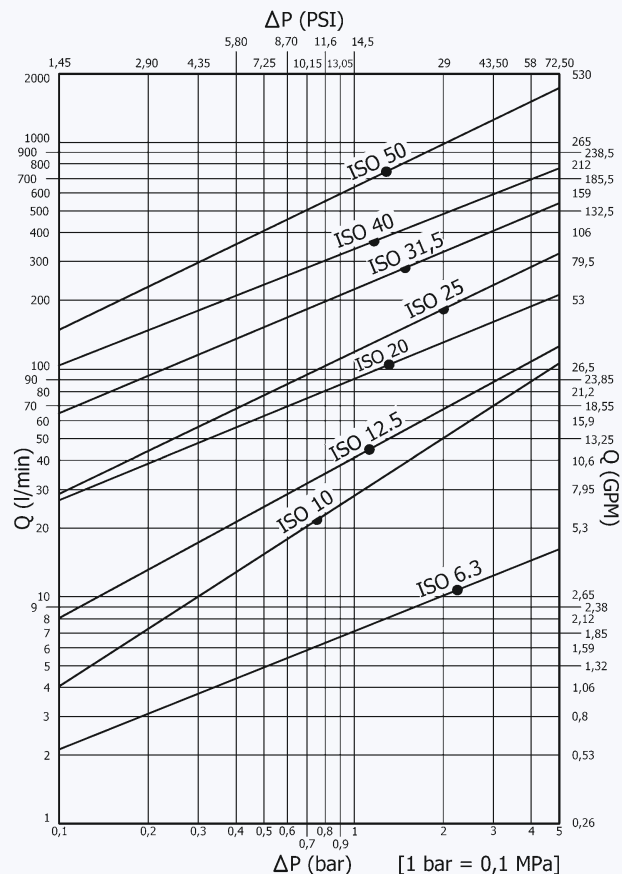
Caracteristiques techniques F

- Norme: ISO 7241 A
- Obturation: clapet
- Accrochage: billes radiales
- Matériel: acier
- Traitement: Zn-Fe (Cr III)
- Taraudage: BSP - NPT - RC - SAE
- Joints standard: NBR
- Température de service: -25 °C +100 °C
- Joints facultatifs: FKM, FFKM, EPDM, ect.
- Pression de service: 160-350 bar
- Connexion sous pression: pas possible

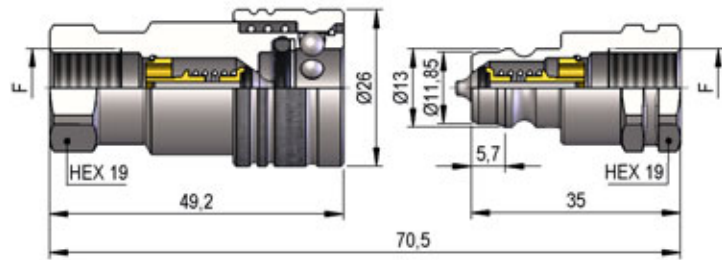


Nominal size				Max working pressure	Rated flow	Max flow rate	Min burst pressure			Fluid spillage
DNP	BG	ISO	mm				Male	Female	Coupled	
06	1	6.3	5	35	12	17	150	170	140	0.5
10	2	10	8.5	35	23	46	140	150	150	1.9
13	3	12.5	10.5	25	45	90	100	140	120	2.7
20	4	20	15.8	25	106	190	90	150	100	9.3
25	5	25	17.3	25	189	280	130	130	120	16
30	6	31.5	22.8	20	288	480	110	85	100	30
39	7	40	29.9	19	379	757	80	80	82	54
50	8	50	37.7	16	757	1000	65	96	100	120

1 MPa = 145.04 psi • 1 l = 0.264 gal

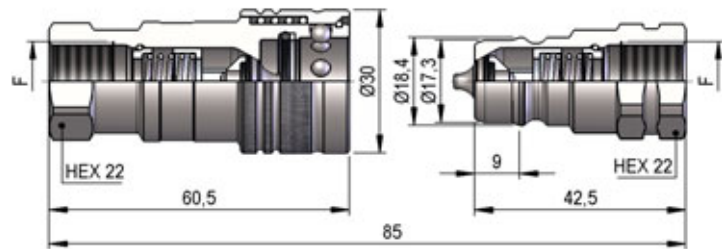


PAV1 DN06 - BG 1 - ISO 6.3

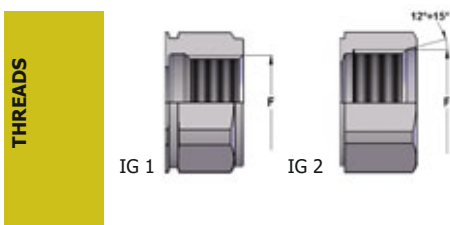


THREADS	F	STANDARD	FEMMINA - FEMALE - MUFFE - FEMELLE			MASCHIO - MALE - STECKER - MALE		
			COD. F	Weight (g)	Packaging (pcs.)	COD. M	Weight (g)	Packaging (pcs.)
IG 1	BSP 1/4"	DIN 3852-2-X	PAV1.0606.002	106	180	PAV1.0606.003	37	300
	NPT 1/4"	ANSI B1.20.3	PAV1.0606.012	107	180	PAV1.0606.013	38	300
	RC 1/4"	EN 10226	PAV1.0606.042	107	180	PAV1.0606.043	38	300
IG 2	9/16"-18 UNF 2B	SAE J 1926-1	PAV1.0615.032	102	180	PAV1.0615.033	34	300

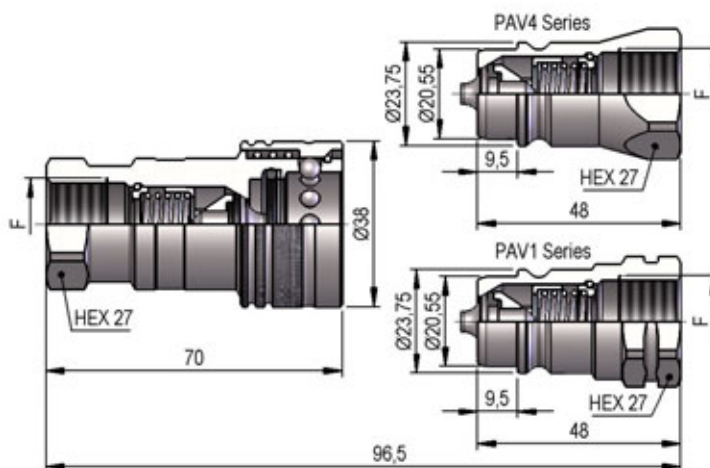
PAV1 DN10 - BG 2 - ISO 10



THREADS	F	STANDARD	FEMMINA - FEMALE - MUFFE - FEMELLE			MASCHIO - MALE - STECKER - MALE		
			COD. F	Weight (g)	Packaging (pcs.)	COD. M	Weight (g)	Packaging (pcs.)
IG 1	BSP 3/8"	DIN 3852-2-X	PAV1.1010.002	155	100	PAV1.1010.003	59	200
	NPT 3/8"	ANSI B1.20.3	PAV1.1010.012	156	100	PAV1.1010.013	60	200
	RC 3/8"	EN 10226	PAV1.1010.042	156	100	PAV1.1010.043	60	200
IG 2	9/16"-18 UNF 2B	SAE J 1926-1	PAV3.1015.032	175	100	See PPV3 DN10		
	3/4"-16 UNF 2B	SAE J 1926-1	PAV1.1019.032	184	100	PAV1.1019.033	63	200

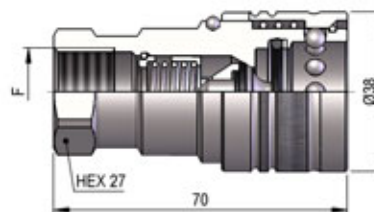


PAV1 DN13 - BG 3 - ISO 12.5



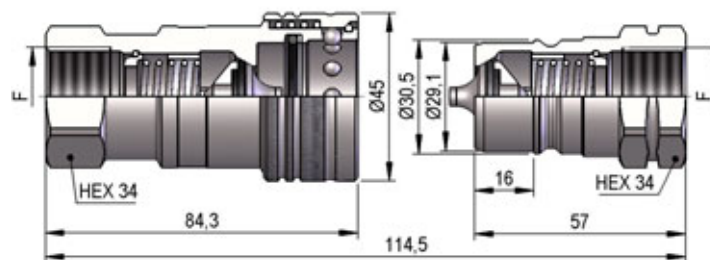
THREADS	F	STANDARD	FEMMINA - FEMALE - MUFFE - FEMELLE			MASCHIO - MALE - STECKER - MALE		
			COD. F	Weight (g)	Packaging (pcs.)	COD. M	Weight (g)	Packaging (pcs.)
IG 1	BSP 1/2"	DIN 3852-2-X	PAV1.1313.002	268	50	PAV1.1313.003	97	200
	BSP 1/2"	DIN 3852-2-X				PAV4.1313.003	94	200
	NPT 1/2"	ANSI B1.20.3	PAV1.1313.012	269	50	PAV1.1313.013	98	200
	RC 1/2"	EN 10226	PAV1.1313.042	269	50	PAV1.1313.043	98	200
	NPT 3/4"	ANSI B1.20.3	PAV1.1319.012	353	50	See PKV		
IG 2	M22x1,5	SAE J 2244/1	PAV1.1322.102	260	50	PAV1.1322.103	90	200
	3/4"-16 UNF 2B	SAE J 1926-1	PAV1.1319.032	274	50	PAV4.1319.033	101	200
	7/8"-14 UNF 2B	SAE J 1926-1	PAV1.1323.032	260	50	See PKV		

PAV6 DN13 - BG 3 - ISO 12.5



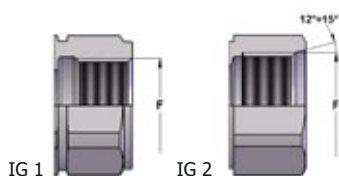
THREADS	F	STANDARD	FEMMINA - FEMALE - MUFFE - FEMELLE			MASCHIO - MALE - STECKER - MALE		
			COD. F	Weight (g)	Packaging (pcs.)	COD. M	Weight (g)	Packaging (pcs.)
IG 1	BSP 1/2"	DIN 3852-2-X	PAV6.1313.002	292	50	See PAV1 DN13		
	NPT 1/2"	ANSI B1.20.3	PAV6.1313.012	294	50	See PAV1 DN13		
IG 2	7/8"-14 UNF 2B	SAE J 1926-1	PAV6.1323.032	290	50	See PKV		

PAV1 DN20 - BG 4 - ISO 20

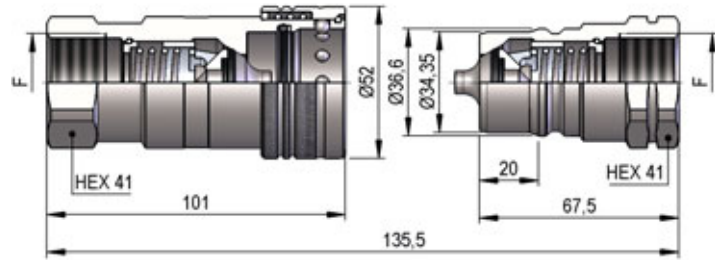


F	STANDARD	FEMMINA - FEMALE - MUFFE - FEMELLE			MASCHIO - MALE - STECKER - MALE		
		COD. F	Weight (g)	Packaging (pcs.)	COD. M	Weight (g)	Packaging (pcs.)
BSP 3/4"	DIN 3852-2-X	PAV1.2019.002	428	28	PAV1.2019.003	180	45
NPT 3/4"	ANSI B1.20.3	PAV1.2019.012	434	28	PAV1.2019.013	186	45
RC 3/4"	EN 10226	PAV1.2019.042	434	28	PAV1.2019.043	186	45

THREADS

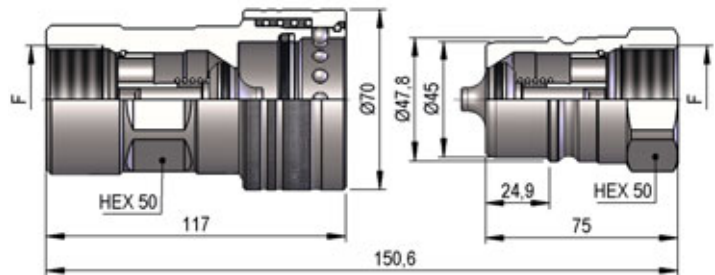


PAV1 DN25 - BG 5 - ISO 25



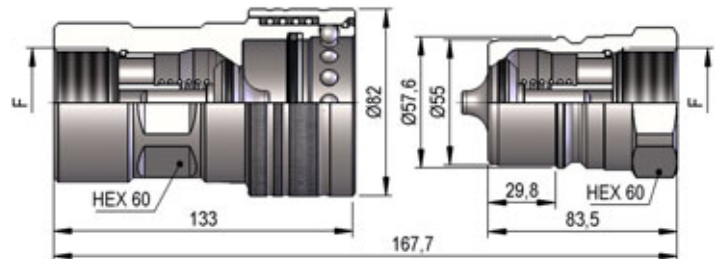
F	STANDARD	FEMMINA - FEMALE - MUFFE - FEMELLE			MASCHIO - MALE - STECKER - MALE		
		COD. F	Weight (g)	Packaging (pcs.)	COD. M	Weight (g)	Packaging (pcs.)
BSP 1"	DIN 3852-2-X	PAV1.2525.002	700	20	PAV1.2525.003	304	30
NPT 1"	ANSI B1.20.3	PAV1.2525.012	708	20	PAV1.2525.013	313	30
RC 1"	EN 10226	PAV1.2525.042	708	20	PAV1.2525.043	313	30

PAV1 DN30 - BG 6 - ISO 31.5



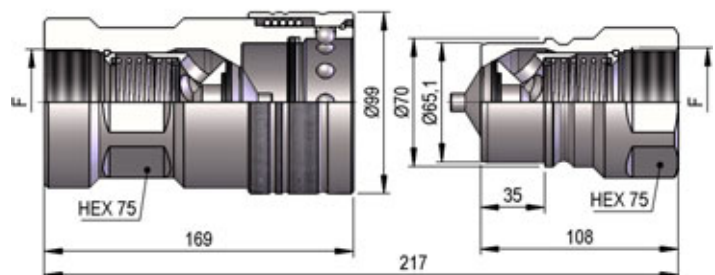
F	STANDARD	FEMMINA - FEMALE - MUFFE - FEMELLE			MASCHIO - MALE - STECKER - MALE		
		COD. F	Weight (g)	Packaging (pcs.)	COD. M	Weight (g)	Packaging (pcs.)
BSP 1"¼	DIN 3852-2-X	PAV1.3031.002	1515	12	PAV1.3031.003	559	20
NPT 1"¼	ANSI B1.20.3	PAV1.3031.012	1532	12	PAV1.3031.013	572	20
RC 1"¼	EN 10226	PAV1.3031.042	1532	12	PAV1.3031.043	572	20

PAV1 DN39 - BG 7 - ISO 40



F	STANDARD	FEMMINA - FEMALE - MUFFE - FEMELLE			MASCHIO - MALE - STECKER - MALE		
		COD. F	Weight (g)	Packaging (pcs.)	COD. M	Weight (g)	Packaging (pcs.)
BSP 1"½	DIN 3852-2-X	PAV1.3939.002	2445	8	PAV1.3939.003	918	12
NPT 1"½	ANSI B1.20.3	PAV1.3939.012	2464	8	PAV1.3939.013	938	12
RC 1"½	EN 10226	PAV1.3939.042	2464	8	PAV1.3939.043	938	12

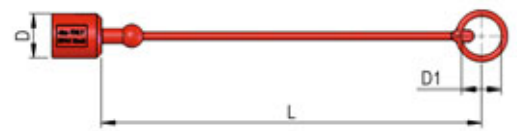
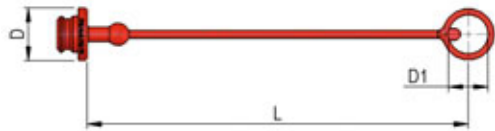
PAV1 DN50 - BG 8 - ISO 50



F	STANDARD	FEMMINA - FEMALE - MUFFE - FEMELLE			MASCHIO - MALE - STECKER - MALE		
		COD. F	Weight (g)	Packaging (pcs.)	COD. M	Weight (g)	Packaging (pcs.)
BSP 2"	DIN 3852-2-X	PAV1.5051.002	5000	5	PAV1.5051.003	1804	8
NPT 2"	ANSI B1.20.3	PAV1.5051.012	5010	5	PAV1.5051.013	1820	8
RC 2"	EN 10226	PAV1.5051.042	5010	5	PAV1.5051.043	1820	8

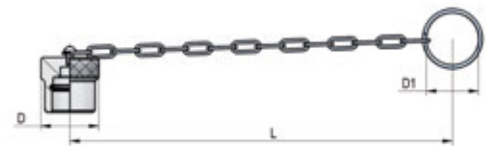
PLASTIC CAPS

NOMINAL SIZE			FEMALE DUST PLUG				MALE DUST CAP				COLOR	MATERIAL		
DNP	BG	ISO	COD. F	Dimensions			Weight (g)	COD. M	Dimensions			Weight (g)		
				D	L	D1			D	L	D1			
06	1	6.3	SPAV.06002	24	127	19.5	7	SPAV.06003	24.5	123	18	9	●	PVC
10	2	10	SPAV.10002	28	220	22	14	SPAV.10003	23.5	220	22	16	●	PVC
10	2	10	SPAV.10022	28	220	22	14	SPAV.10023	23.5	220	22	16	●	PVC
10	2	10	SPAV.10032	28	220	22	14	SPAV.10033	23.5	220	22	16	●	PVC
10	2	10	SPAV.10042	28	220	22	14	SPAV.10043	23.5	220	22	16	●	PVC
13	3	12.5	SPAV.13002	35	250	26	20	SPAV.13003	29	250	26	21	●	PVC
13	3	12.5	SPAV.13012	35	250	26	20	SPAV.13013	29	250	26	21	●	PVC
13	3	12.5	SPAV.13022	35	250	26	20	SPAV.13023	29	250	26	21	●	PVC
13	3	12.5	SPAV.13032	35	250	26	20	SPAV.13033	29	250	26	21	●	PVC
13	3	12.5	SPAV.13042	35	250	26	20	SPAV.13043	29	250	26	21	●	PVC
13	3	12.5	SPAV.13052	35	250	26	20	SPAV.13053	29	250	26	21	○	PVC
13	3	12.5	SPAV.13062	35	250	26	20	SPAV.13063	29	250	26	21	●	PVC
20	4	20	SPAV.20002	42	270	36	33	SPAV.20003	36.5	270	36	39	●	PVC
20	4	20	SPAV.20012	42	270	36	33	SPAV.20013	36.5	270	36	39	●	PVC
20	4	20	SPAV.20032	42	270	36	33	SPAV.20033	36.5	270	36	39	●	PVC
20	4	20	SPAV.20042	42	270	36	33	SPAV.20043	36.5	270	36	39	●	PVC
20	4	20	SPAV.20052	42	270	36	33	SPAV.20053	36.5	270	36	39	○	PVC
20	4	20	SPAV.20062	42	270	36	33	SPAV.20063	36.5	270	36	39	●	PVC
25	5	25	SPAV.25002	54	235	41	46	SPAV.25003	49	235	41	53	●	PVC

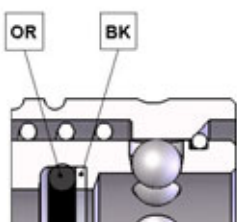


METAL CAPS

NOMINAL SIZE			FEMALE DUST PLUG				MALE DUST CAP				MATERIAL		
DNP	BG	ISO	COD. F	Dimensions			Weight (g)	COD. M	Dimensions			Weight (g)	
				D	L	D1			D	L	D1		
06	1	6.3	SPAV.06202	19	160	30	11	SPAV.06203	19	180	30	18	Aluminum
10	2	10	SPAV.10202	30	200	33	42	SPAV.10203	30	200	33	50	Aluminum
13	3	12.5	SPAV.13202	38	205	32	51	SPAV.13203	38	205	32	70	Aluminum
20	4	20	SPAV.20202	45	275	47	66	SPAV.20203	45	275	47	107	Aluminum
25	5	25	SPAV.25202	43	240	41	59	SPAV.25203	45	290	41	119	Aluminum
30	6	31.5	SPAV.30202	70	275	47	119	SPAV.30203	70	275	47	280	Aluminum
39	7	40	SPAV.39202	83	275	47	170	SPAV.39203	83	275	47	453	Aluminum
50	8	50	SPAV.50202	99	275	47	297	SPAV.50203	99	275	47	731	Aluminum



SPARE PARTS



NOMINAL SIZE			FEMALE GASKET	
DNP	BG	ISO	OR (NBR*)	BK (PTFE)
06	1	6.3	PAV.006.120	PAV.006.130
10	2	10	PAV.010.120	PAV.010.130
13	3	12.5	PAV.013.120	PAV.013.130
20	4	20	PAV.019.120	PAV.019.130
25	5	25	PAV.025.120	PAV.025.130
30	6	31.5	PAV.030.120	PAV.030.130
39	7	40	PAV.039.120	PAV.039.130
50	8	50	PAV.050.120	PAV.050.130

*AL CODICE DELLA GUARNIZIONE IN NBR AGGIUNGERE 'E' PER EPDM O 'V' PER VITON

*TO THE NBR GASKET CODE ADD 'E' FOR EPDM OR 'V' FOR VITON

*ZU DER ARTIKELNR. DER NBR DICHTUNG GEBEN SIE 'E' FUER EPDM ODER 'V' FUER VITON AN

*AU CODE DU JOINT EN NBR JOINDRE 'E' POUR EPDM OU 'V' POUR VITON

ISO A

PASSAGGIO LIBERO/ACCIAIO
FREE FLOW/STEEL
FREIER DURCHLAUF/STAHL
PASSAGE LIBRE/ACIER

Caratteristiche tecniche I

- Norma: ISO 7241 A
- Occlusione: passaggio libero
- Aggancio: sfere radiali
- Materiale: acciaio
- Finitura: Zn-Fe (PA01) / cromatura (PAOC)
- Filettature: BSP - NPT - RC
- Guarnizioni standard: NBR (PA01) / FKM (PAOC)
- Temperatura d'esercizio: (PA01) -25 °C +100 °C (PAOC) -25 °C +200 °C
- Guarnizioni opzionali: FKM, FFKM, EPDM o altro
- Pressioni di esercizio: 250-350 bar

Technical data E


- Standard: ISO 7241 A
- Occlusion: free flow
- Locking: radial balls
- Material: steel
- Finishing: Zn-Fe (PA01) / chroming (PAOC)
- Threads: BSP - NPT - RC
- Standard seals: NBR (PA01) / FKM (PAOC)
- Working temperature: (PA01) -25 °C +100 °C (PAOC) -25 °C +200 °C
- Optional seals: FKM, FFKM, EPDM or more
- Working pressure: 250-350 bar

Technische Merkmale D

- Norm: ISO 7241 A
- Verschluss: freier Durchlauf
- Kupplung: Radial Kugeln
- Werkstoff: Stahl
- Ausführung: Zn-Fe (PA01) / Verchromung (PAOC)
- Gewinde: BSP - NPT - RC
- Standard-Dichtungen: NBR (PA01) / FKM (PAOC)
- Betriebstemperatur: (PA01) -25 °C +100 °C (PAOC) -25 °C +200 °C
- Dichtungen nach Wahl: FKM, FFKM, EPDM, usw.
- Betriebsdruck: 250-350 bar

Caracteristiques techniques F

- Norme: ISO 7241 A
- Obturation: passage libre
- Accrochage: billes radiales
- Matériel: acier
- Traitement: Zn-Fe (PA01) / chromage (PAOC)
- Taraudage: BSP - NPT - RC
- Joints standard: NBR (PA01) / FKM (PAOC)
- Température de service: (PA01) -25 °C +100 °C (PAOC) -25 °C +200 °C
- Joints facultatifs: FKM, FFKM, EPDM, ect.
- Pression de service: 250-350 bar



PA01

Nominal size				Max working pressure	Rated flow	Max flow rate	Min burst pressure			Fluid spillage
DNP	BG	ISO	mm				Male	Female	Coupled	
06	1	6.3	5.5	35	12	24	-	-	140	-
10	2	10	9	35	23	46	-	-	150	-
13	3	12.5	11.5	30	45	90	-	-	120	-
20	4	20	16.5	25	106	220	-	-	100	-
25	5	25	19	25	189	380	-	-	100	-
30	6	31.5	24.5	25	288	580	-	-	100	-

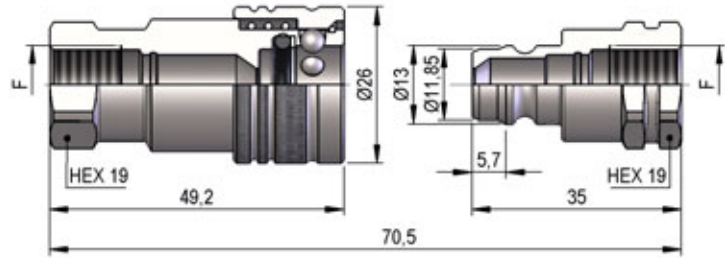
1 MPa = 145.04 psi • 1 l = 0.264 gal

PAOC

Nominal size				Max working pressure	Rated flow	Max flow rate	Min burst pressure			Fluid spillage
DNP	BG	ISO	mm				Male	Female	Coupled	
10	2	10	13	35	45	90	-	-	150	-
13	3	12.5	17.2	30	189	380	-	-	120	-
20	4	20	23.2	25	288	580	-	-	100	-
25	5	25	28.2	25	379	760	-	-	100	-

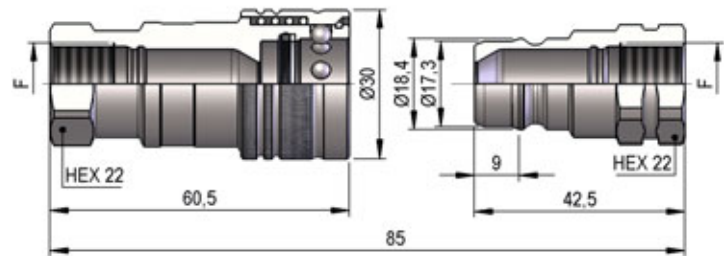
1 MPa = 145.04 psi • 1 l = 0.264 gal

PA01 DN06 - BG 1 - ISO 6.3



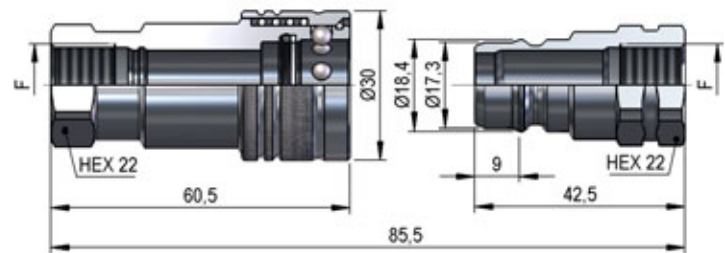
F	STANDARD	FEMMINA - FEMALE - MUFFE - FEMELLE			MASCIO - MALE - STECKER - MALE		
		COD. F	Weight (g)	Packaging (pcs.)	COD. M	Weight (g)	Packaging (pcs.)
BSP 1/4"	DIN 3852-2-X	PA01.0606.002	102	180	PA01.0606.003	33	300
NPT 1/4"	ANSI B1.20.3	PA01.0606.012	103	180	PA01.0606.013	34	300
RC 1/4"	EN 10226	PA01.0606.042	103	180	PA01.0606.043	34	300

PA01 DN10 - BG 2 - ISO 10



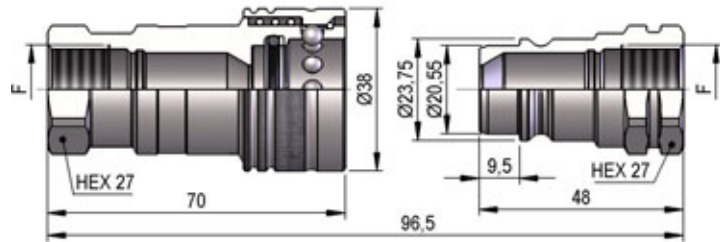
F	STANDARD	FEMMINA - FEMALE - MUFFE - FEMELLE			MASCIO - MALE - STECKER - MALE		
		COD. F	Weight (g)	Packaging (pcs.)	COD. M	Weight (g)	Packaging (pcs.)
BSP 3/8"	DIN 3852-2-X	PA01.1010.002	146	100	PA01.1010.003	50	200
NPT 3/8"	ANSI B1.20.3	PA01.1010.012	147	100	PA01.1010.013	51	200
RC 3/8"	EN 10226	PA01.1010.042	147	100	PA01.1010.043	51	200

PAOC DN10 - BG 2 - ISO 10



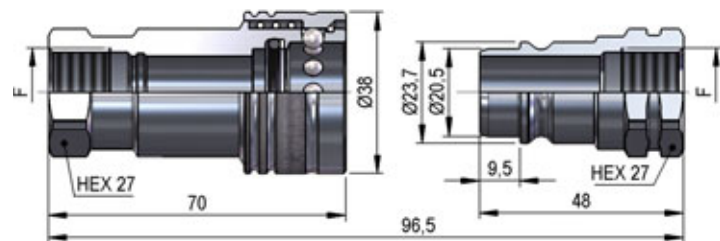
F	STANDARD	FEMMINA - FEMALE - MUFFE - FEMELLE			MASCIO - MALE - STECKER - MALE		
		COD. F	Weight (g)	Packaging (pcs.)	COD. M	Weight (g)	Packaging (pcs.)
BSP 3/8"	DIN 3852-2-X	PAOC.1010.002	145	100	PAOC.1010.003	49	200

PA01 DN13 - BG 3 - ISO 12.5



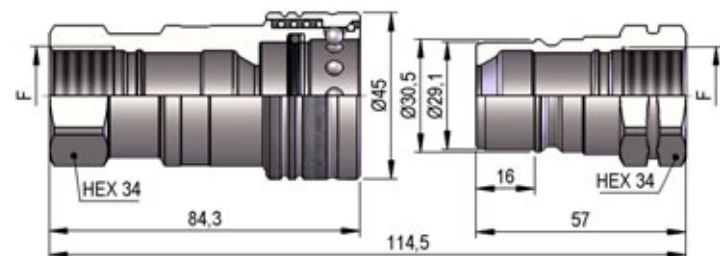
THREADS	F	STANDARD	FEMMINA - FEMALE - MUFFE - FEMELLE			MASCHIO - MALE - STECKER - MALE		
			COD. F	Weight (g)	Packaging (pcs.)	COD. M	Weight (g)	Packaging (pcs.)
IG 1	BSP 1/2"	DIN 3852-2-X	PA01.1313.002	250	50	PA01.1313.003	80	200
	NPT 1/2"	ANSI B1.20.3	PA01.1313.012	251	50	PA01.1313.013	81	200
	RC 1/2"	EN 10226	PA01.1313.042	251	50	PA01.1313.043	81	200
IG 2	M22x1.5	SAE J 2244/1	PA01.1322.102	243	50	PA01.1322.103	73	200

PAOC DN13 - BG 3 - ISO 12.5

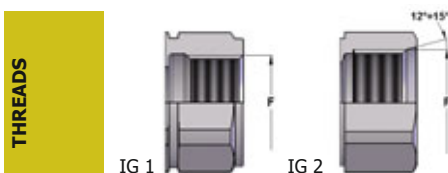


F	STANDARD	FEMMINA - FEMALE - MUFFE - FEMELLE			MASCHIO - MALE - STECKER - MALE		
		COD. F	Weight (g)	Packaging (pcs.)	COD. M	Weight (g)	Packaging (pcs.)
BSP 1/2"	DIN 3852-2-X	PAOC.1313.002	246	50	PAOC.1313.003	76	200

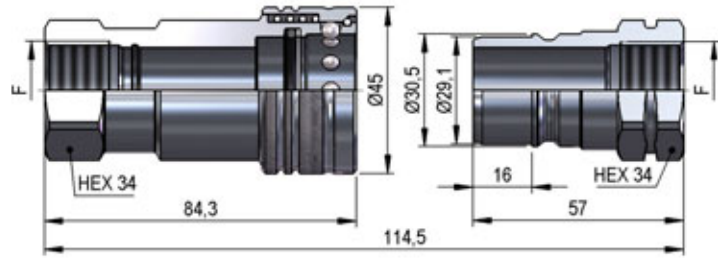
PA01 DN20 - BG 4 - ISO 20



F	STANDARD	FEMMINA - FEMALE - MUFFE - FEMELLE			MASCHIO - MALE - STECKER - MALE		
		COD. F	Weight (g)	Packaging (pcs.)	COD. M	Weight (g)	Packaging (pcs.)
BSP 3/4"	DIN 3852-2-X	PA01.2019.002	396	28	PA01.2019.003	149	45
NPT 3/4"	ANSI B1.20.3	PA01.2019.012	400	28	PA01.2019.013	153	45
RC 3/4"	EN 10226	PA01.2019.042	400	28	PA01.2019.043	153	45

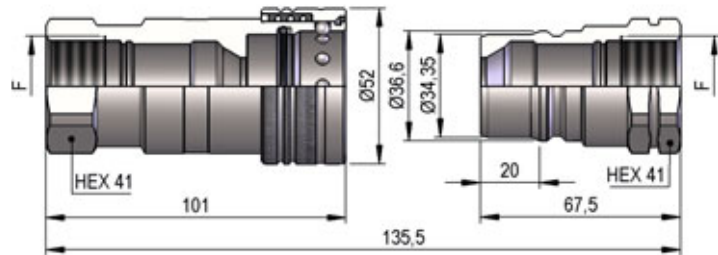


PAOC DN20 - BG 4 - ISO 20



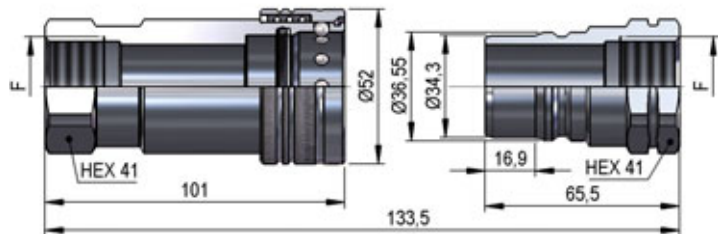
F	STANDARD	FEMMINA - FEMALE - MUFFE - FEMELLE			MASCIO - MALE - STECKER - MALE		
		COD. F	Weight (g)	Packaging (pcs.)	COD. M	Weight (g)	Packaging (pcs.)
BSP 3/4"	DIN 3852-2-X	PAOC.2019.002	392	28	PAOC.2019.003	145	45

PAO1 DN25 - BG 5 - ISO 25



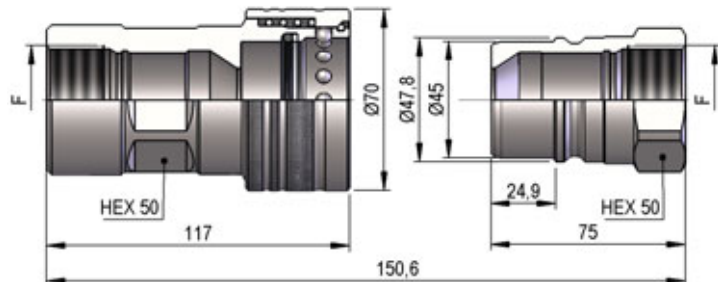
F	STANDARD	FEMMINA - FEMALE - MUFFE - FEMELLE			MASCIO - MALE - STECKER - MALE		
		COD. F	Weight (g)	Packaging (pcs.)	COD. M	Weight (g)	Packaging (pcs.)
BSP 1"	DIN 3852-2-X	PAO1.2525.002	640	20	PAO1.2525.003	243	30
NPT 1"	ANSI B1.20.3	PAO1.2525.012	649	20	PAO1.2525.013	252	30
RC 1"	EN 10226	PAO1.2525.042	649	20	PAO1.2525.043	252	30

PAOC DN25 - BG 5 - ISO 25



F	STANDARD	FEMMINA - FEMALE - MUFFE - FEMELLE			MASCIO - MALE - STECKER - MALE		
		COD. F	Weight (g)	Packaging (pcs.)	COD. M	Weight (g)	Packaging (pcs.)
BSP 1"	DIN 3852-2-X	PAOC.2525.002	631	20	PAOC.2525.003	234	30

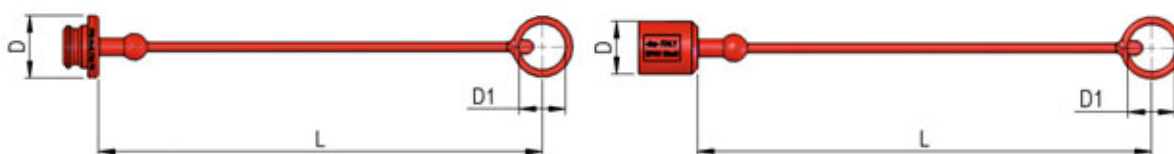
PAO1 DN30 - BG 6 - ISO 31.5



F	STANDARD	FEMMINA - FEMALE - MUFFE - FEMELLE			MASCIO - MALE - STECKER - MALE		
		COD. F	Weight (g)	Packaging (pcs.)	COD. M	Weight (g)	Packaging (pcs.)
BSP 1 1/4"	DIN 3852-2-X	PAO1.3031.002	1381	12	PAO1.3031.003	425	20
NPT 1 1/4"	ANSI B1.20.3	PAO1.3031.012	1392	12	PAO1.3031.013	436	20
RC 1 1/4"	EN 10226	PAO1.3031.042	1392	12	PAO1.3031.043	436	20

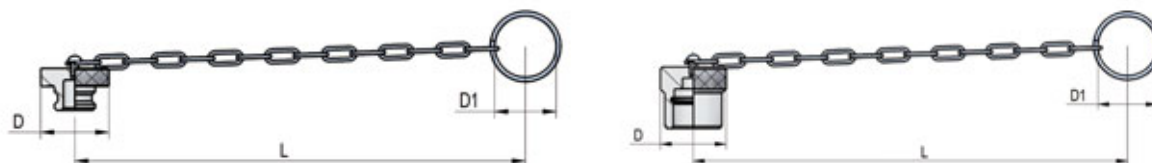
PLASTIC CAPS

NOMINAL SIZE			FEMALE DUST PLUG					MALE DUST CAP					COLOR	MATERIAL
DNP	BG	ISO	COD. F	Dimensions			Weight (g)	COD. M	Dimensions			Weight (g)		
				D	L	D1			D	L	D1			
06	1	6.3	SPAV.06002	24	127	19.5	7	SPAV.06003	24.5	123	18	9	●	PVC
10	2	10	SPAV.10002	28	220	22	14	SPAV.10003	23.5	220	22	16	●	PVC
10	2	10	SPAV.10022	28	220	22	14	SPAV.10023	23.5	220	22	16	●	PVC
10	2	10	SPAV.10032	28	220	22	14	SPAV.10033	23.5	220	22	16	●	PVC
10	2	10	SPAV.10042	28	220	22	14	SPAV.10043	23.5	220	22	16	●	PVC
13	3	12.5	SPAV.13002	35	250	26	20	SPAV.13003	29	250	26	21	●	PVC
13	3	12.5	SPAV.13012	35	250	26	20	SPAV.13013	29	250	26	21	●	PVC
13	3	12.5	SPAV.13022	35	250	26	20	SPAV.13023	29	250	26	21	●	PVC
13	3	12.5	SPAV.13032	35	250	26	20	SPAV.13033	29	250	26	21	●	PVC
13	3	12.5	SPAV.13042	35	250	26	20	SPAV.13043	29	250	26	21	●	PVC
13	3	12.5	SPAV.13052	35	250	26	20	SPAV.13053	29	250	26	21	○	PVC
13	3	12.5	SPAV.13062	35	250	26	20	SPAV.13063	29	250	26	21	●	PVC
20	4	20	SPAV.20002	42	270	36	33	SPAV.20003	36.5	270	36	39	●	PVC
20	4	20	SPAV.20012	42	270	36	33	SPAV.20013	36.5	270	36	39	●	PVC
20	4	20	SPAV.20032	42	270	36	33	SPAV.20033	36.5	270	36	39	●	PVC
20	4	20	SPAV.20042	42	270	36	33	SPAV.20043	36.5	270	36	39	●	PVC
20	4	20	SPAV.20052	42	270	36	33	SPAV.20053	36.5	270	36	39	○	PVC
20	4	20	SPAV.20062	42	270	36	33	SPAV.20063	36.5	270	36	39	●	PVC
25	5	25	SPAV.25002	54	235	41	46	SPAV.25003	49	235	41	53	●	PVC

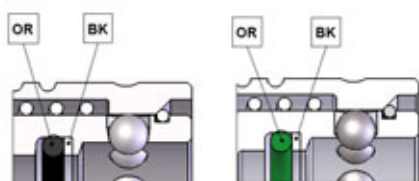


METAL CAPS

NOMINAL SIZE			FEMALE DUST PLUG					MALE DUST CAP					MATERIAL
DNP	BG	ISO	COD. F	Dimensions			Weight (g)	COD. M	Dimensions			Weight (g)	
				D	L	D1			D	L	D1		
06	1	6.3	SPAV.06202	19	160	30	11	SPAV.06203	19	180	30	18	Aluminum
10	2	10	SPAV.10202	30	200	33	42	SPAV.10203	30	200	33	50	Aluminum
13	3	12.5	SPAV.13202	38	205	32	51	SPAV.13203	38	205	32	70	Aluminum
20	4	20	SPAV.20202	45	275	47	66	SPAV.20203	45	275	47	107	Aluminum
25	5	25	SPAV.25202	43	240	41	59	SPAV.25203	45	290	41	119	Aluminum
30	6	31.5	SPAV.30202	70	275	47	119	SPAV.30203	70	275	47	280	Aluminum



SPARE PARTS



NOMINAL SIZE			PA01 FEMALE GASKET		PA0C FEMALE GASKET	
DNP	BG	ISO	OR (NBR*)	BK (PTFE)	OR (FKM)	BK (PTFE)
06	1	6.3	PAV.006.120	PAV.006.130	-	-
10	2	10	PAV.010.120	PAV.010.130	PAV.010.120 V	PAV.010.130
13	3	12.5	PAV.013.120	PAV.013.130	PAV.013.120 V	PAV.013.130
20	4	20	PAV.019.120	PAV.019.130	PAV.019.120 V	PAV.019.130
25	5	25	PAV.025.120	PAV.025.130	PAV.025.120 V	PAV.025.130
30	6	31.5	PAV.030.120	PAV.030.130	-	-

*AL CODICE DELLA GUARNIZIONE IN NBR AGGIUNGERE 'E' PER EPDM O 'V' PER VITON

*TO THE NBR GASKET CODE ADD 'E' FOR EPDM OR 'V' FOR VITON

*ZU DER ARTIKELNR. DER NBR DICHTUNG GEBEN SIE 'E' FUER EPDM ODER 'V' FUER VITON AN

*AU CODE DU JOINT EN NBR JOINDRE 'E' POUR EPDM OU 'V' POUR VITON

ISO A

ACCIAIO INOX
STAINLESS STEEL
EDELSTAHL
ACIER INOX

Caratteristiche tecniche I

- Norma: ISO 7241 A
- Occlusione: valvola
- Aggancio: sfere radiali
- Materiale: acciaio inox AISI 316
- Filettature: BSP - NPT
- Guarnizioni standard: FKM
- Temperatura d'esercizio: -25 °C +200 °C
- Guarnizioni opzionali: FFKM, EPDM o altro
- Pressioni di esercizio: 60-450 bar
- Connessione in pressione: non consentita



Technical data E

- Standard: ISO 7241 A
- Occlusion: poppet
- Locking: radial balls
- Material: stainless steel AISI 316
- Threads: BSP - NPT
- Standard seals: FKM
- Working temperature: -25 °C +200 °C
- Optional seals: FFKM, EPDM or more
- Working pressure: 60-450 bar
- Connection under pressure: not allowed

Nominal size	Max working pressure	Rated flow	Max flow rate	Min burst pressure			Fluid spillage			
				Male	Female	Coupled				
DNP	BG	ISO	mm	MPa	l/min	l/min	MPa	MPa	MPa	cc
06	1	6.3	5	45	12	17	320	290	290	0.5
10	2	10	8.5	30	23	46	125	125	130	1.9
13	3	12.5	10.5	30	45	90	120	120	135	2.7
20	4	20	15.8	25	106	190	80	100	110	9.3
25	5	25	17.3	20	189	280	60	65	85	19
30	6	31.5	22.8	10	288	480	40	40	40	30
39	7	40	29.9	8	379	700	32	32	32	54
50	8	50	37.7	6	757	1000	25	25	25	120

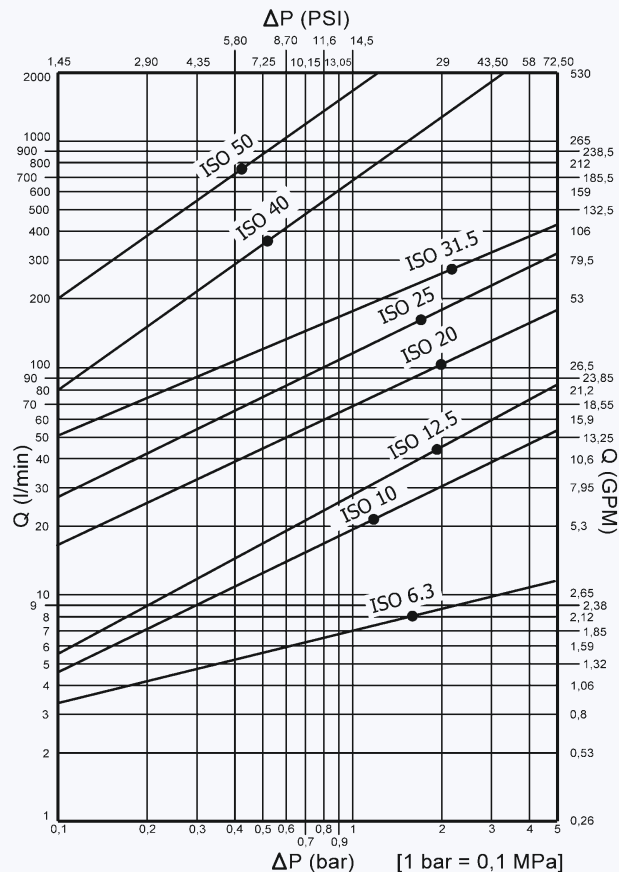
1 MPa = 145.04 psi • 1 l = 0.264 gal

Technische Merkmale D

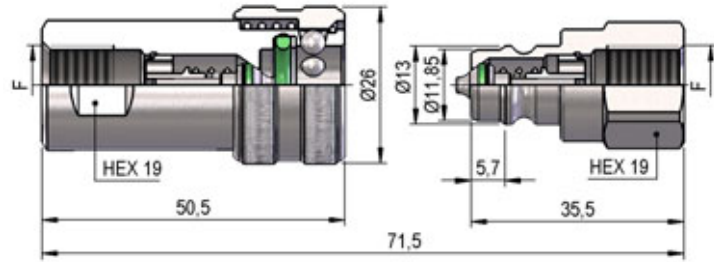
- Norm: ISO 7241 A
- Verschluss: ventil
- Kupplung: Radial Kugeln
- Werkstoff: rostfreiem Stahl AISI 316
- Gewinde: BSP - NPT
- Standard-Dichtungen: FKM
- Betriebstemperatur: -25 °C +200 °C
- Dichtungen nach Wahl: FFKM, EPDM, usw.
- Betriebsdruck: 60-450 bar
- Kuppeln unter Druck: nicht möglich

Caracteristiques techniques F

- Norme: ISO 7241 A
- Obturation: clapet
- Accrochage: billes radiales
- Matériel: acier inoxydable AISI 316
- Taraudage: BSP - NPT
- Joints standard: FKM
- Température de service: -25 °C +200 °C
- Joints facultatifs: FFKM, EPDM, ect.
- Pression de service: 60-450 bar
- Connexion sous pression: pas possible

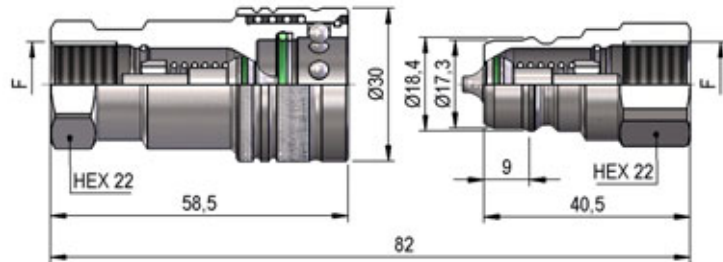


PAVX DN06 - BG 1 - ISO 6.3



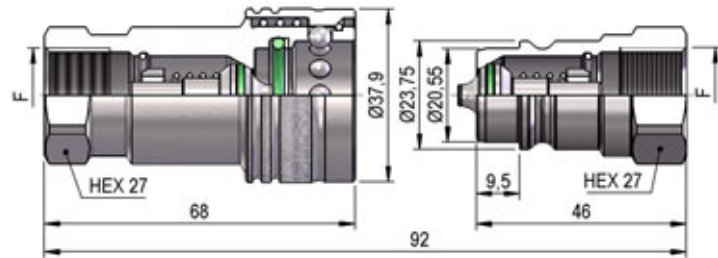
F	STANDARD	FEMMINA - FEMALE - MUFFE - FEMELLE			MASCHIO - MALE - STECKER - MALE		
		COD. F	Weight (g)	Packaging (pcs.)	COD. M	Weight (g)	Packaging (pcs.)
BSP 1/4"	DIN 3852-2-X	PAVX.0606.002	119	180	PAVX.0606.003	38	300
NPT 1/4"	ANSI B1.20.3	PAVX.0606.012	120	180	PAVX.0606.013	39	300

PAVX DN10 - BG 2 - ISO 10



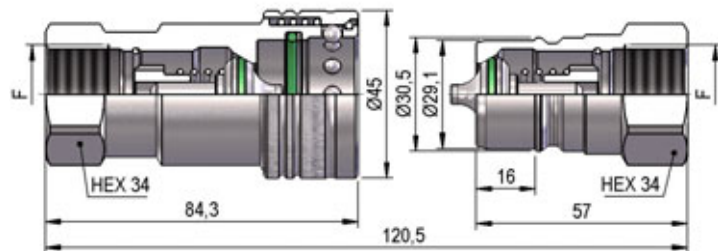
F	STANDARD	FEMMINA - FEMALE - MUFFE - FEMELLE			MASCHIO - MALE - STECKER - MALE		
		COD. F	Weight (g)	Packaging (pcs.)	COD. M	Weight (g)	Packaging (pcs.)
BSP 3/8"	DIN 3852-2-X	PAVX.1010.002	157	100	PAVX.1010.003	59	200
NPT 3/8"	ANSI B1.20.3	PAVX.1010.012	158	100	PAVX.1010.013	60	200

PAVX DN13 - BG 3 - ISO 12.5



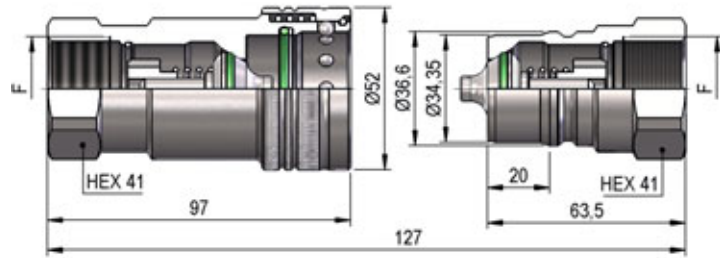
F	STANDARD	FEMMINA - FEMALE - MUFFE - FEMELLE			MASCHIO - MALE - STECKER - MALE		
		COD. F	Weight (g)	Packaging (pcs.)	COD. M	Weight (g)	Packaging (pcs.)
BSP 1/2"	DIN 3852-2-X	PAVX.1313.002	295	50	PAVX.1313.003	97	100
NPT 1/2"	ANSI B1.20.3	PAVX.1313.012	297	50	PAVX.1313.013	99	100
M22x1,5	SAE J 2244/1	PAVX.1322.102	288	50	PAVX.1322.103	89	100

PAVX DN20 - BG 4 - ISO 20



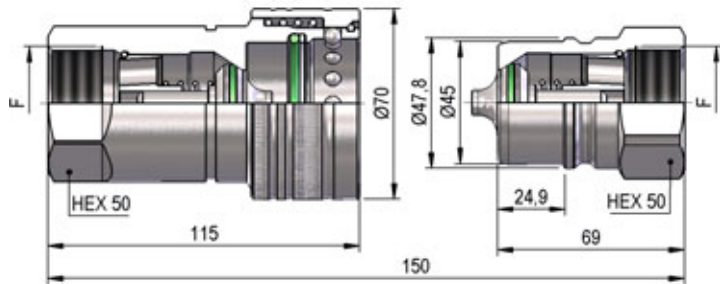
F	STANDARD	FEMMINA - FEMALE - MUFFE - FEMELLE			MASCHIO - MALE - STECKER - MALE		
		COD. F	Weight (g)	Packaging (pcs.)	COD. M	Weight (g)	Packaging (pcs.)
BSP 3/4"	DIN 3852-2-X	PAVX.2019.002	510	28	PAVX.2019.003	165	45
NPT 3/4"	ANSI B1.20.3	PAVX.2019.012	513	28	PAVX.2019.013	168	45

PAVX DN25 - BG 5 - ISO 25



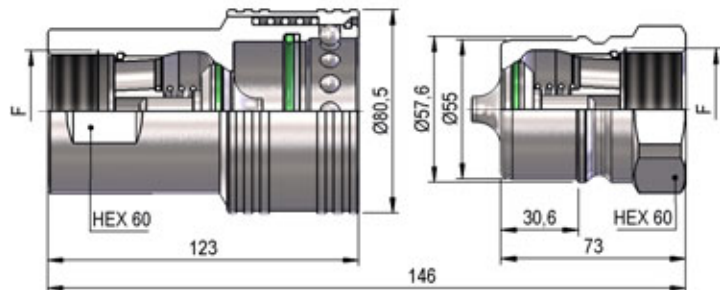
F	STANDARD	FEMMINA - FEMALE - MUFFE - FEMELLE			MASCHIO - MALE - STECKER - MALE		
		COD. F	Weight (g)	Packaging (pcs.)	COD. M	Weight (g)	Packaging (pcs.)
BSP 1"	DIN 3852-2-X	PAVX.2525.002	636	20	PAVX.2525.003	285	30
NPT 1"	ANSI B1.20.3	PAVX.2525.012	643	20	PAVX.2525.013	292	30

PAVX DN30 - BG 6 - ISO 31.5



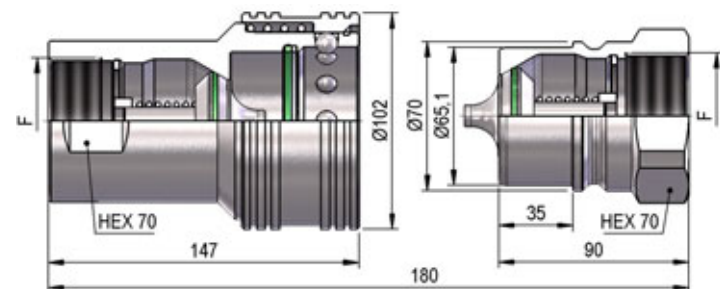
F	STANDARD	FEMMINA - FEMALE - MUFFE - FEMELLE			MASCHIO - MALE - STECKER - MALE		
		COD. F	Weight (g)	Packaging (pcs.)	COD. M	Weight (g)	Packaging (pcs.)
BSP 1"¼	DIN 3852-2-X	PAVX.3031.002	1470	12	PAVX.3031.003	480	20
NPT 1"¼	ANSI B1.20.3	PAVX.3031.012	1485	12	PAVX.3031.013	495	20

PAVX DN39 - BG 7 - ISO 40



F	STANDARD	FEMMINA - FEMALE - MUFFE - FEMELLE			MASCHIO - MALE - STECKER - MALE		
		COD. F	Weight (g)	Packaging (pcs.)	COD. M	Weight (g)	Packaging (pcs.)
BSP 1"½	DIN 3852-2-X	PAVX.3939.002	1980	8	PAVX.3939.003	738	12
NPT 1"½	ANSI B1.20.3	PAVX.3939.012	2020	8	PAVX.3939.013	870	12

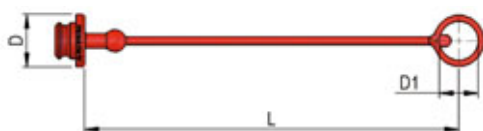
PAVX DN50 - BG 8 - ISO 50



F	STANDARD	FEMMINA - FEMALE - MUFFE - FEMELLE			MASCHIO - MALE - STECKER - MALE		
		COD. F	Weight (g)	Packaging (pcs.)	COD. M	Weight (g)	Packaging (pcs.)
BSP 2"	DIN 3852-2-X	PAVX.5051.002	3490	5	PAVX.5051.003	1168	8
NPT 2"	ANSI B1.20.3	PAVX.5051.012	3500	5	PAVX.5051.013	1178	8

PLASTIC CAPS

NOMINAL SIZE			FEMALE DUST PLUG					MALE DUST CAP					COLOR	MATERIAL
DNP	BG	ISO	COD. F	Dimensions			Weight (g)	COD. M	Dimensions			Weight (g)		
				D	L	D1			D	L	D1			
06	1	6.3	SPAV.06002	24	127	19.5	7	SPAV.06003	24.5	123	18	9	●	PVC
10	2	10	SPAV.10002	28	220	22	14	SPAV.10003	23.5	220	22	16	●	PVC
10	2	10	SPAV.10022	28	220	22	14	SPAV.10023	23.5	220	22	16	●	PVC
10	2	10	SPAV.10032	28	220	22	14	SPAV.10033	23.5	220	22	16	●	PVC
10	2	10	SPAV.10042	28	220	22	14	SPAV.10043	23.5	220	22	16	●	PVC
13	3	12.5	SPAV.13002	35	250	26	20	SPAV.13003	29	250	26	21	●	PVC
13	3	12.5	SPAV.13012	35	250	26	20	SPAV.13013	29	250	26	21	●	PVC
13	3	12.5	SPAV.13022	35	250	26	20	SPAV.13023	29	250	26	21	●	PVC
13	3	12.5	SPAV.13032	35	250	26	20	SPAV.13033	29	250	26	21	●	PVC
13	3	12.5	SPAV.13042	35	250	26	20	SPAV.13043	29	250	26	21	●	PVC
13	3	12.5	SPAV.13052	35	250	26	20	SPAV.13053	29	250	26	21	○	PVC
13	3	12.5	SPAV.13062	35	250	26	20	SPAV.13063	29	250	26	21	●	PVC
20	4	20	SPAV.20002	42	270	36	33	SPAV.20003	36.5	270	36	39	●	PVC
20	4	20	SPAV.20012	42	270	36	33	SPAV.20013	36.5	270	36	39	●	PVC
20	4	20	SPAV.20032	42	270	36	33	SPAV.20033	36.5	270	36	39	●	PVC
20	4	20	SPAV.20042	42	270	36	33	SPAV.20043	36.5	270	36	39	●	PVC
20	4	20	SPAV.20052	42	270	36	33	SPAV.20053	36.5	270	36	39	○	PVC
20	4	20	SPAV.20062	42	270	36	33	SPAV.20063	36.5	270	36	39	●	PVC
25	5	25	SPAV.25002	54	235	41	46	SPAV.25003	49	235	41	53	●	PVC



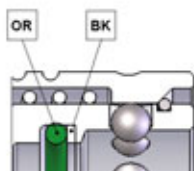
METAL CAPS

NOMINAL SIZE			FEMALE DUST PLUG					MALE DUST CAP					MATERIAL
DNP	BG	ISO	COD. F	Dimensions			Weight (g)	COD. M	Dimensions			Weight (g)	
				D	L	D1			D	L	D1		
06	1	6.3	SPAV.06202	19	160	30	11	SPAV.06203	19	180	30	18	Aluminum
10	2	10	SPAV.10202	30	200	33	42	SPAV.10203	30	200	33	50	Aluminum
13	3	12.5	SPAV.13202	38	205	32	51	SPAV.13203	38	205	32	70	Aluminum
20	4	20	SPAV.20202	45	275	47	66	SPAV.20203	45	275	47	107	Aluminum
25	5	25	SPAV.25202	43	240	41	59	SPAV.25203	45	290	41	119	Aluminum
30	6	31.5	SPAV.30202	70	275	47	119	SPAV.30203	70	275	47	280	Aluminum
39	7	40	SPAV.39202	83	275	47	170	SPAV.39203	83	275	47	453	Aluminum
50	8	50	SPAV.50202	99	275	47	297	SPAV.50203	99	275	47	731	Aluminum



SPARE PARTS

NOMINAL SIZE			FEMALE GASKET	
DNP	BG	ISO	OR (FKM)	BK (PTFE)
06	1	6.3	PLT.304.030 V	-
10	2	10	PAV.010.120 V	PAV.010.130
13	3	12.5	PAV.013.120 V	PAV.013.130
20	4	20	PAV.019.120 V	PAV.019.130
25	5	25	PAV.025.120 V	PAV.025.130
30	6	31.5	PAVX.030.120	-
39	7	40	PAVX.039.120	-
50	8	50	PAVX.050.120	-




STANDARD

VALVOLA
POPPET
VENTIL
CLAPET

Caratteristiche tecniche I

- Intercambiabilità: con i principali produttori
- Occlusione: valvola
- Aggancio: sfere radiali
- Materiale: acciaio
- Finitura: Zn-Fe (Cr III)
- Filettature: BSP - NPT
- Guarnizioni standard: NBR
- Temperatura d'esercizio: -25 °C +100 °C
- Guarnizioni opzionali: FKM, FFKM, EPDM o altro
- Pressioni di esercizio: 100-400 bar
- Connessione in pressione: non consentita



Technical data E

- Interchange: with the main producers
- Occlusion: poppet
- Locking: radial balls
- Material: steel
- Finishing: Zn-Fe (Cr III)
- Threads: BSP - NPT
- Standard seals: NBR
- Working temperature: -25 °C +100 °C
- Optional seals: FKM, FFKM, EPDM or more
- Working pressure: 100-400 bar
- Connection under pressure: not allowed

Nominal size	Max working pressure	Rated flow	Max flow rate	Min burst pressure			Fluid spillage			
				Male	Female	Coupled				
DNP	BG	ISO	mm	MPa	l/min	l/min	MPa	MPa	MPa	cc
06	1	6.3	6.5	40	12	24	160	170	170	1
10	2	10	8.5	35	23	46	150	170	150	2.4
13	3	12.5	10.5	25	45	90	100	140	120	2.7
20	4	19	15.7	25	106	190	100	120	110	8.6
25	5	25	16.6	25	189	250	120	110	100	13
30	6	31.5	22.8	22	288	480	100	90	100	30
39	7	40	29.9	20	379	700	96	80	80	52
50	8	50	46.5	10	757	1000	40	40	40	90

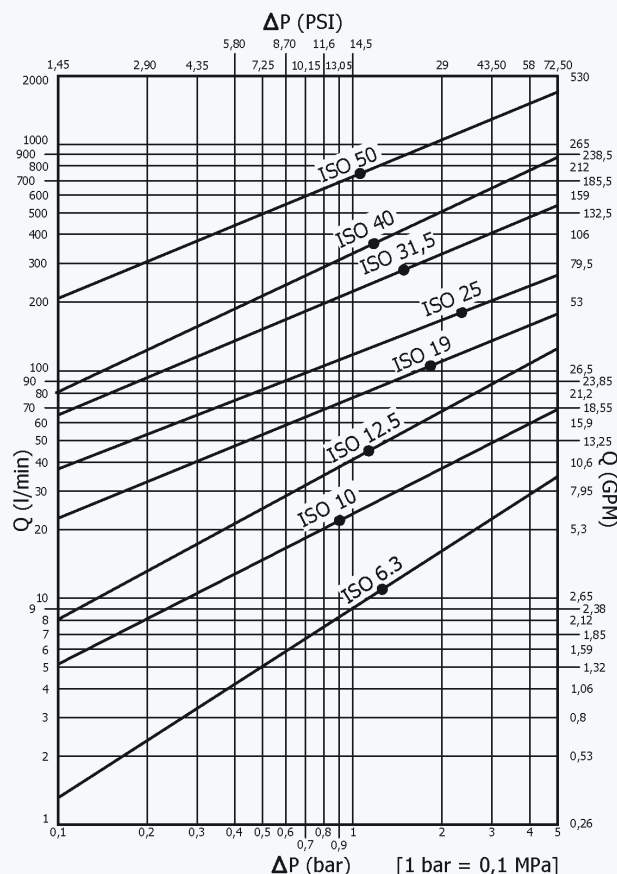
1 MPa = 145.04 psi • 1 l = 0.264 gal

Technische Merkmale D

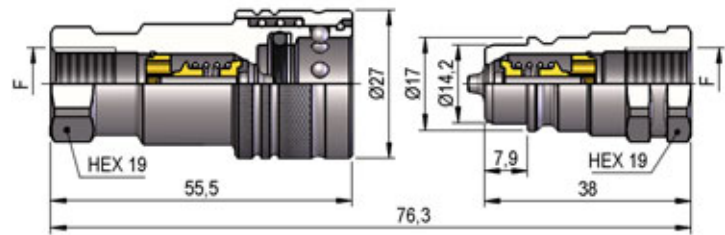
- Austauschbarkeit: mit den wichtigsten Lieferanten
- Verschluss: ventil
- Kupplung: Radial Kugeln
- Werkstoff: Stahl
- Ausführung: Zn-Fe (Cr III)
- Gewinde: BSP - NPT
- Standard-Dichtungen: NBR
- Betriebstemperatur: -25 °C +100 °C
- Dichtungen nach Wahl: FKM, FFKM, EPDM, usw.
- Betriebsdruck: 100-400 bar
- Kuppeln unter Druck: nicht möglich

Caracteristiques techniques F

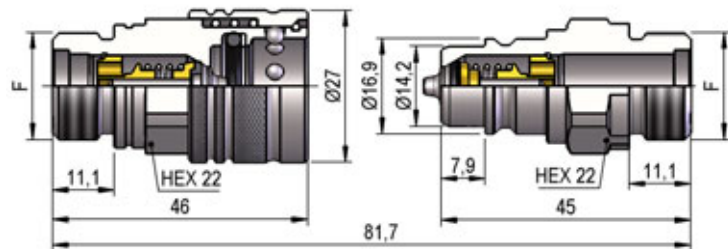
- Intercambiabilité: avec les principaux producteurs
- Obturation: clapet
- Accrochage: billes radiales
- Matériel: acier
- Traitement: Zn-Fe (Cr III)
- Taraudage: BSP - NPT
- Joints standard: NBR
- Température de service: -25 °C +100 °C
- Joints facultatifs: FKM, FFKM, EPDM, ect.
- Pression de service: 100-400 bar
- Connexion sous pression: pas possible



PDV1 DN06 - BG 1 - ISO 6.3

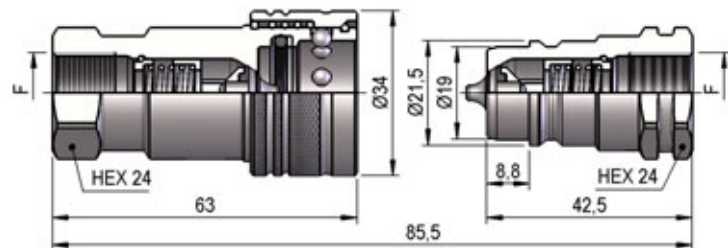


F	STANDARD	FEMMINA - FEMALE - MUFFE - FEMELLE			MASCHIO - MALE - STECKER - MALE		
		COD. F	Weight (g)	Packaging (pcs.)	COD. M	Weight (g)	Packaging (pcs.)
BSP 1/4"	DIN 3852-2-X	PDV1.0606.002	118	100	PDV1.0606.003	46	300
NPT 1/4"	ANSI B1.20.3	PDV1.0606.012	119	100	PDV1.0606.013	47	300



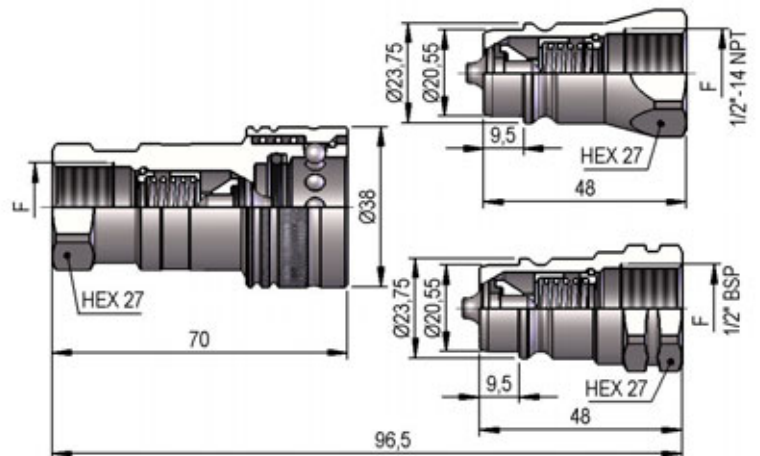
F	STANDARD	FEMMINA - FEMALE - MUFFE - FEMELLE			MASCHIO - MALE - STECKER - MALE		
		COD. F	Weight (g)	Packaging (pcs.)	COD. M	Weight (g)	Packaging (pcs.)
3/4"-16 UNF-2A	SAE J1926-3	PDV1.0619.302	100	100	PDV1.0619.303	65	300

PDV1 DN10 - BG 2 - ISO 10



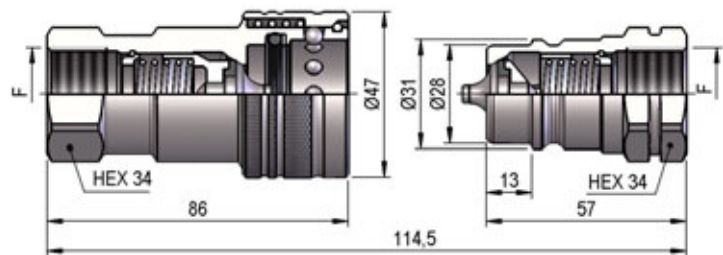
F	STANDARD	FEMMINA - FEMALE - MUFFE - FEMELLE			MASCHIO - MALE - STECKER - MALE		
		COD. F	Weight (g)	Packaging (pcs.)	COD. M	Weight (g)	Packaging (pcs.)
BSP 3/8"	DIN 3852-2-X	PDV1.1010.002	200	56	PDV1.1010.003	80	200
NPT 3/8"	ANSI B1.20.3	PDV1.1010.012	201	56	PDV1.1010.013	81	200

PDV1 DN13 - BG 3 - ISO 12.5



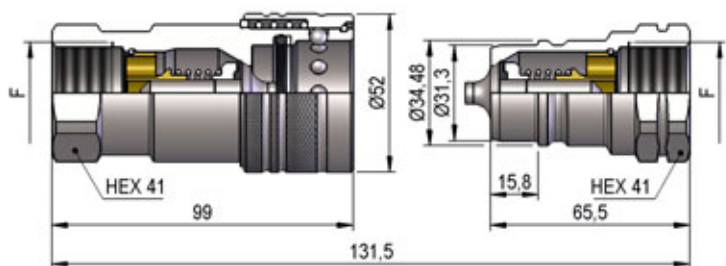
F	STANDARD	FEMMINA - FEMALE - MUFFE - FEMELLE			MASCHIO - MALE - STECKER - MALE		
		COD. F	Weight (g)	Packaging (pcs.)	COD. M	Weight (g)	Packaging (pcs.)
BSP 1/2"	DIN 3852-2-X	PAV1.1313.002	268	50	PAV1.1313.003	97	200
NPT 1/2"	ANSI B1.20.3	PAV1.1313.012	269	50	PAV1.1313.013	98	200

PDV1 DN20 - BG 4 - ISO 19



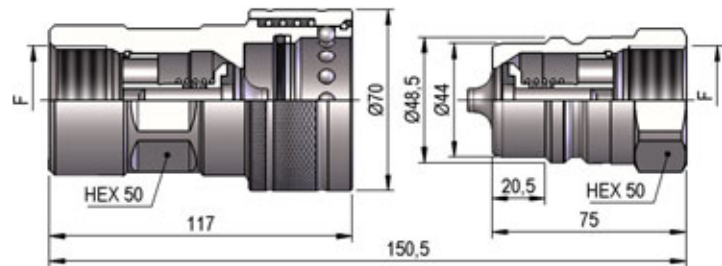
F	STANDARD	FEMMINA - FEMALE - MUFFE - FEMELLE			MASCHIO - MALE - STECKER - MALE		
		COD. F	Weight (g)	Packaging (pcs.)	COD. M	Weight (g)	Packaging (pcs.)
BSP 3/4"	DIN 3852-2-X	PDV1.2019.002	473	28	PDV1.2019.003	183	45
NPT 3/4"	ANSI B1.20.3	PDV1.2019.012	478	28	PDV1.2019.013	188	45

PDV1 DN25 - BG 5 - ISO 25



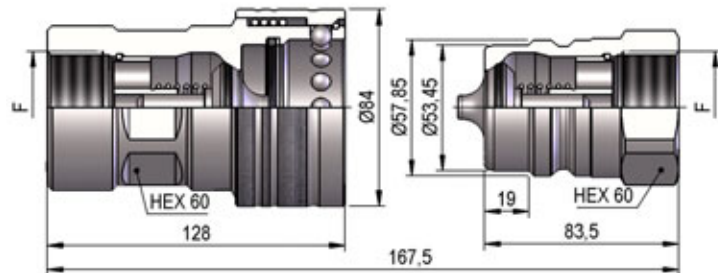
F	STANDARD	FEMMINA - FEMALE - MUFFE - FEMELLE			MASCHIO - MALE - STECKER - MALE		
		COD. F	Weight (g)	Packaging (pcs.)	COD. M	Weight (g)	Packaging (pcs.)
BSP 1"	DIN 3852-2-X	PDV1.2525.002	736	20	PDV1.2525.003	282	30
NPT 1"	ANSI B1.20.3	PDV1.2525.012	743	20	PDV1.2525.013	289	30

PDV1 DN30 - BG 6 - ISO 31.5



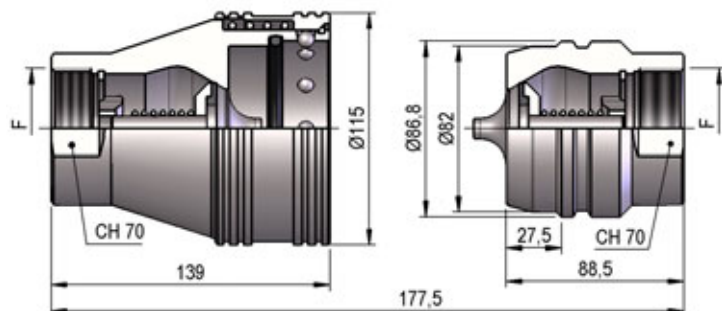
F	STANDARD	FEMMINA - FEMALE - MUFFE - FEMELLE			MASCIO - MALE - STECKER - MALE		
		COD. F	Weight (g)	Packaging (pcs.)	COD. M	Weight (g)	Packaging (pcs.)
BSP 1"¼	DIN 3852-2-X	PDV1.3031.002	1520	12	PDV1.3031.003	556	20
NPT 1"¼	ANSI B1.20.3	PDV1.3031.012	1537	12	PDV1.3031.013	573	20
RC 1"¼	EN 10226	PDV1.3031.042	1537	12	PDV1.3031.043	573	20

PDV1 DN39 - BG 7 - ISO 40



F	STANDARD	FEMMINA - FEMALE - MUFFE - FEMELLE			MASCIO - MALE - STECKER - MALE		
		COD. F	Weight (g)	Packaging (pcs.)	COD. M	Weight (g)	Packaging (pcs.)
BSP 1"½	DIN 3852-2-X	PDV1.3939.002	2472	8	PDV1.3939.003	936	12
NPT 1"½	ANSI B1.20.3	PDV1.3939.012	2491	8	PDV1.3939.013	955	12
RC 1"½	EN 10226	PDV1.3939.042	2491	8	PDV1.3939.043	955	12

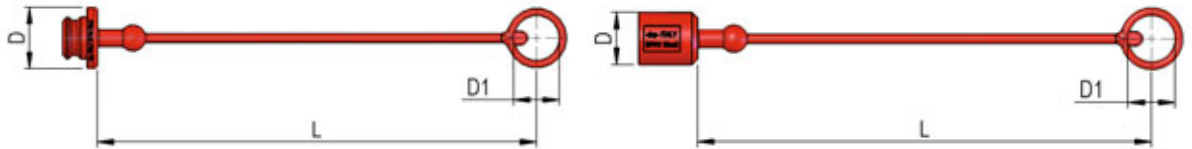
PDV1 DN50 - BG 8 - ISO 50



F	STANDARD	FEMMINA - FEMALE - MUFFE - FEMELLE			MASCIO - MALE - STECKER - MALE		
		COD. F	Weight (g)	Packaging (pcs.)	COD. M	Weight (g)	Packaging (pcs.)
BSP 2"	DIN 3852-2-X	PDV1.5051.002	4010	5	PDV1.5051.003	1892	8
NPT 2"	ANSI B1.20.3	PDV1.5051.012	4020	5	PDV1.5051.013	1900	8
RC 2"	EN 10226	PDV1.5051.042	4020	5	PDV1.5051.043	1900	8

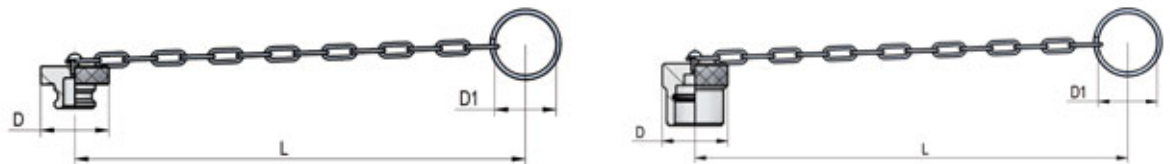
PLASTIC CAPS

NOMINAL SIZE		FEMALE DUST PLUG						MALE DUST CAP						COLOR	MATERIAL
DNP	BG	ISO	COD. F	Dimensions			Weight (g)	COD. M	Dimensions			Weight (g)			
				D	L	D1			D	L	D1				
06	1	6.3	SPDV.06002	25	204	19.5	13	SPDV.06003	22	204	19.5	15	●	PVC	
10	2	10	SPDV.10002	31	207	24.5	15	SPDV.10003	26	205	24.5	18	●	PVC	
10	2	10	SPDV.10032	31	207	24.5	15	SPDV.10033	26	205	24.5	18	●	PVC	
10	2	10	SPDV.10042	31	207	24.5	15	SPDV.10043	26	205	24.5	18	●	PVC	
13	3	12.5	SPAV.13002	35	250	26	20	SPAV.13003	29	250	26	21	●	PVC	
13	3	12.5	SPAV.13012	35	250	26	20	SPAV.13013	29	250	26	21	●	PVC	
13	3	12.5	SPAV.13022	35	250	26	20	SPAV.13023	29	250	26	21	●	PVC	
13	3	12.5	SPAV.13032	35	250	26	20	SPAV.13033	29	250	26	21	●	PVC	
13	3	12.5	SPAV.13042	35	250	26	20	SPAV.13043	29	250	26	21	○	PVC	
13	3	12.5	SPAV.13052	35	250	26	20	SPAV.13053	29	250	26	21	●	PVC	
13	3	12.5	SPAV.13062	35	250	26	20	SPAV.13063	29	250	26	21	●	PVC	
20	4	19	SPDV.20002	44	270	33	38	SPDV.20003	37	270	33	43	●	PVC	
20	4	19	SPDV.20032	44	270	33	38	SPDV.20033	37	270	33	43	●	PVC	
25	5	25	SPDV.25002	50	290	39	45	SPDV.25003	41	290	39	56	●	PVC	

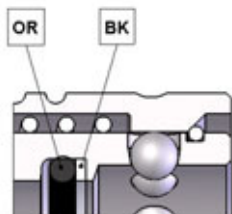


METAL CAPS

NOMINAL SIZE		FEMALE DUST PLUG						MALE DUST CAP						MATERIAL
DNP	BG	ISO	COD. F	Dimensions			Weight (g)	COD. M	Dimensions			Weight (g)		
				D	L	D1			D	L	D1			
13	3	12.5	SPAV.13202	38	205	32	51	SPAV.13203	38	205	32	70	Aluminum	
30	6	31.5	SPAV.30202	70	275	47	120	SPDV.30203	63	275	47	215	Aluminum	
39	7	40	SPAV.39202	83	275	47	170	SPDV.39203	78	275	47	355	Aluminum	



SPARE PARTS



NOMINAL SIZE		FEMALE GASKET		
DNP	BG	ISO	OR (NBR*)	BK (PTFE)
06	1	6.3	PDV.006.120	PDV.006.130
10	2	10	PDV.010.120	PDV.010.130
13	3	12.5	PAV.013.120	PAV.013.130
20	4	19	PDV.019.120	PVV.019.130
25	5	25	PDV.025.120	PDV.025.130
30	6	31.5	PDV.030.120	PDV.030.130
39	7	40	PDV.039.120	PDV.039.130
50	8	50	PDV.050.120	-

*AL CODICE DELLA GUARNIZIONE IN NBR AGGIUNGERE 'E' PER EPDM O 'V' PER VITON

*TO THE NBR GASKET CODE ADD 'E' FOR EPDM OR 'V' FOR VITON

*ZU DER ARTIKELNR. DER NBR DICHTUNG GEBEN SIE 'E' FUER EPDM ODER 'V' FUER VITON AN


*AU CODE DU JOINT EN NBR JOINDRE 'E' POUR EPDM OU 'V' POUR VITON

STANDARD

SFERA
BALL
KUGEL
BILLE

Caratteristiche tecniche I

- Intercambiabilità: con i principali produttori
- Occlusione: sfera
- Aggancio: sfere radiali
- Materiale: acciaio
- Finitura: Zn-Fe (Cr III)
- Filettature: BSP - NPT - SAE
- Guarnizioni standard: NBR
- Temperatura d'esercizio: -25 °C +100 °C
- Guarnizioni opzionali: FKM, FFKM, EPDM o altro
- Pressioni di esercizio: 200-300 bar
- Connessione in pressione: non consentita



Technical data E

- Interchange: with the main producers
- Occlusion: ball
- Locking: radial balls
- Material: steel
- Finishing: Zn-Fe (Cr III)
- Threads: BSP - NPT - SAE
- Standard seals: NBR
- Working temperature: -25 °C +100 °C
- Optional seals: FKM, FFKM, EPDM or more
- Working pressure: 200-300 bar
- Connection under pressure: not allowed

Nominal size	Max working pressure	Rated flow	Max flow rate	Min burst pressure			Fluid spillage			
				Male	Female	Coupled				
DNP	BG	ISO	mm	MPa	l/min	l/min	MPa	MPa	MPa	cc
06	1	6.3	5.3	30	12	20	120	120	150	0.5
10	2	10	7.4	25	23	35	100	100	160	1.4
13	3	12.5	8.9	20	30	55	80	95	130	1.9
20	4	19	12.4	20	60	120	80	110	120	4.6
25	5	25	13.1	20	80	160	85	110	100	5.9

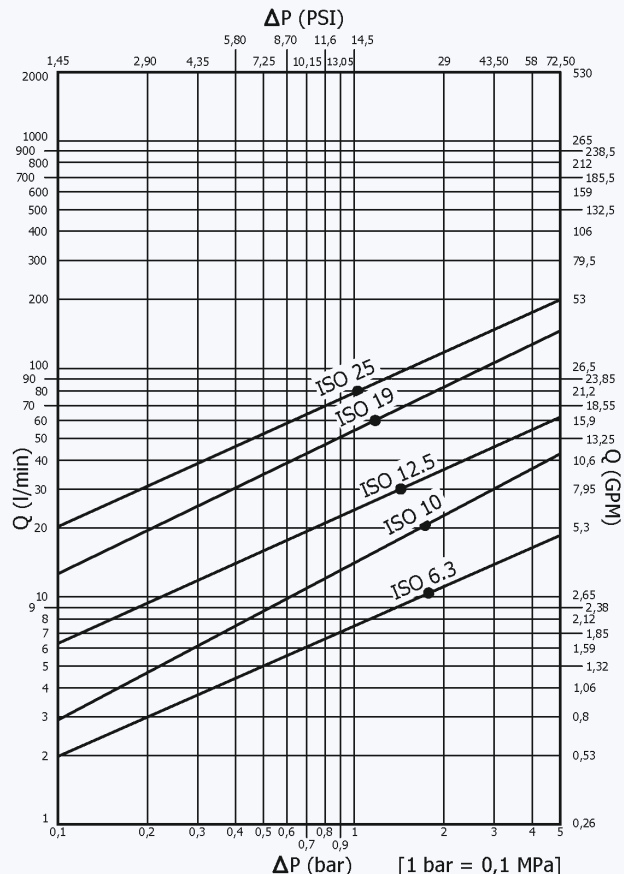
1 MPa = 145.04 psi • 1 l = 0.264 gal

Technische Merkmale D

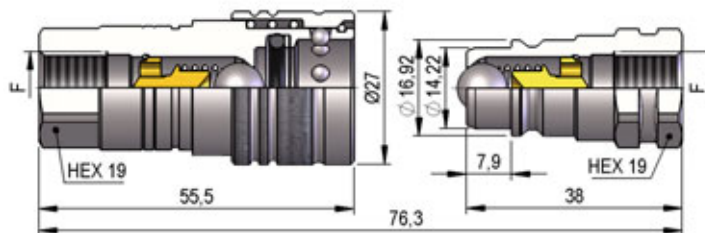
- Austauschbarkeit: mit den wichtigsten Lieferanten
- Verschluss: kugel
- Kupplung: Radial Kugeln
- Werkstoff: Stahl
- Ausführung: Zn-Fe (Cr III)
- Gewinde: BSP - NPT - SAE
- Standard-Dichtungen: NBR
- Betriebstemperatur: -25 °C +100 °C
- Dichtungen nach Wahl: FKM, FFKM, EPDM, usw.
- Betriebsdruck: 200-300 bar
- Kuppeln unter Druck: nicht möglich

Caracteristiques techniques F

- Intercangeabilité: avec les principaux producteurs
- Obturation: bille
- Accrochage: billes radiales
- Matériel: acier
- Traitement: Zn-Fe (Cr III)
- Taraudage: BSP - NPT - SAE
- Joints standard: NBR
- Température de service: -25 °C +100 °C
- Joints facultatifs: FKM, FFKM, EPDM, ect.
- Pression de service: 200-300 bar
- Connexion sous pression: pas possible

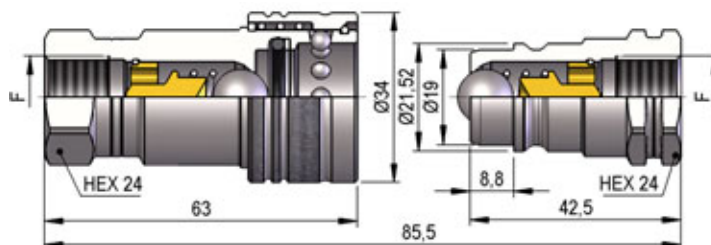


PDS1 DN06 - BG 1 - ISO 6.3



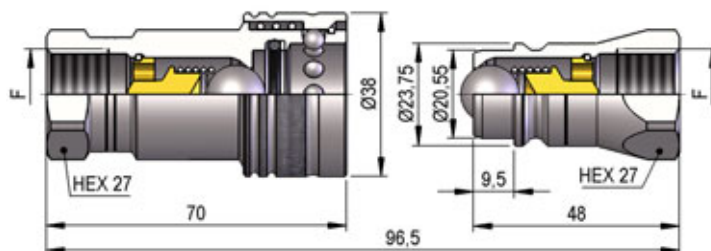
F	STANDARD	FEMMINA - FEMALE - MUFFE - FEMELLE			MASCHIO - MALE - STECKER - MALE		
		COD. F	Weight (g)	Packaging (pcs.)	COD. M	Weight (g)	Packaging (pcs.)
BSP 1/4"	DIN 3852-2-X	PDS1.0606.002	127	100	PDS1.0606.003	47	300
NPT 1/4"	ANSI B1.20.3	PDS1.0606.012	128	100	PDS1.0606.013	48	300

PDS1 DN10 - BG 2 - ISO 10



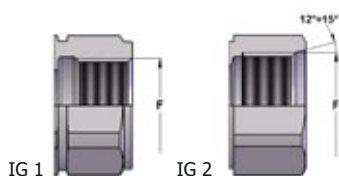
F	STANDARD	FEMMINA - FEMALE - MUFFE - FEMELLE			MASCHIO - MALE - STECKER - MALE		
		COD. F	Weight (g)	Packaging (pcs.)	COD. M	Weight (g)	Packaging (pcs.)
BSP 3/8"	DIN 3852-2-X	PDS1.1010.002	207	56	PDS1.1010.003	86	200
NPT 3/8"	ANSI B1.20.3	PDS1.1010.012	208	56	PDS1.1010.013	87	200

PDS1 DN13 - BG 3 - ISO 12.5

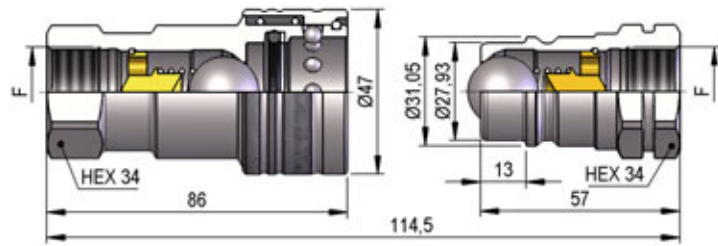


THREADS	F	STANDARD	FEMMINA - FEMALE - MUFFE - FEMELLE			MASCHIO - MALE - STECKER - MALE		
			COD. F	Weight (g)	Packaging (pcs.)	COD. M	Weight (g)	Packaging (pcs.)
IG 1	BSP 1/2"	DIN 3852-2-X	PDS1.1313.002	273	50	PDS1.1313.003	101	200
	NPT 1/2"	ANSI B1.20.3	PDS1.1313.012	275	50	PDS1.1313.013	103	200
IG 2	3/4"-16 UNF 2B	SAE J 1926-1	PDS1.1319.032	281	50	PDS4.1319.033	108	200
	7/8"-14 UNF 2B	SAE J 1926-1	PDS1.1323.032	267	50	PDS1.1323.033	93	200

THREADS

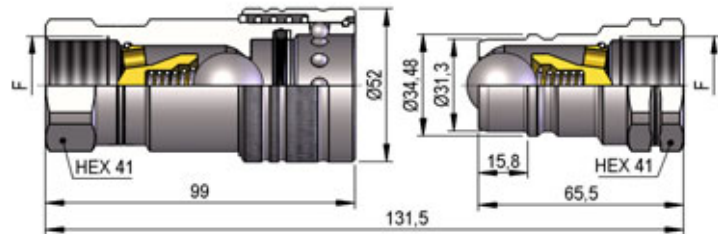


PDS1 DN20 - BG 4 - ISO 19



F	STANDARD	FEMMINA - FEMALE - MUFFE - FEMELLE			MASCHIO - MALE - STECKER - MALE		
		COD. F	Weight (g)	Packaging (pcs.)	COD. M	Weight (g)	Packaging (pcs.)
BSP 3/4"	DIN 3852-2-X	PDS1.2019.002	494	28	PDS1.2019.003	205	45
NPT 3/4"	ANSI B1.20.3	PDS1.2019.012	500	28	PDS1.2019.013	210	45

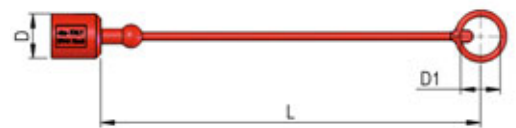
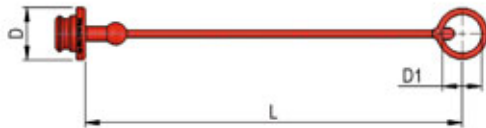
PDS1 DN25 - BG 5 - ISO 25



F	STANDARD	FEMMINA - FEMALE - MUFFE - FEMELLE			MASCHIO - MALE - STECKER - MALE		
		COD. F	Weight (g)	Packaging (pcs.)	COD. M	Weight (g)	Packaging (pcs.)
BSP 1"	DIN 3852-2-X	PDS1.2525.002	768	20	PDS1.2525.003	302	30
NPT 1"	ANSI B1.20.3	PDS1.2525.012	775	20	PDS1.2525.013	310	30


PLASTIC CAPS

NOMINAL SIZE			FEMALE DUST PLUG					MALE DUST CAP					COLOR	MATERIAL
DNP	BG	ISO	COD. F	Dimensions			Weight (g)	COD. M	Dimensions			Weight (g)		
				D	L	D1			D	L	D1			
06	1	6.3	SPDV.06002	25	204	19.5	13	SPDV.06003	22	204	19.5	15	●	PVC
10	2	10	SPDV.10002	31	207	24.5	15	SPDV.10003	26	205	24.5	18	●	PVC
10	2	10	SPDV.10032	31	207	24.5	15	SPDV.10033	26	205	24.5	18	●	PVC
10	2	10	SPDV.10042	31	207	24.5	15	SPDV.10043	26	205	24.5	18	●	PVC
13	3	12.5	SPAV.13002	35	250	26	20	SPAV.13003	29	250	26	21	●	PVC
13	3	12.5	SPAV.13012	35	250	26	20	SPAV.13013	29	250	26	21	●	PVC
13	3	12.5	SPAV.13022	35	250	26	20	SPAV.13023	29	250	26	21	●	PVC
13	3	12.5	SPAV.13032	35	250	26	20	SPAV.13033	29	250	26	21	●	PVC
13	3	12.5	SPAV.13042	35	250	26	20	SPAV.13043	29	250	26	21	●	PVC
13	3	12.5	SPAV.13052	35	250	26	20	SPAV.13053	29	250	26	21	○	PVC
13	3	12.5	SPAV.13062	35	250	26	20	SPAV.13063	29	250	26	21	●	PVC
20	4	19	SPDV.20002	44	270	33	38	SPDV.20003	37	270	33	43	●	PVC
20	4	19	SPDV.20032	44	270	33	38	SPDV.20033	37	270	33	43	●	PVC
25	5	25	SPDV.25002	50	290	39	45	SPDV.25003	41	290	39	56	●	PVC

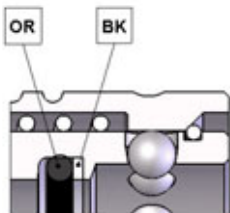


METAL CAPS

NOMINAL SIZE			FEMALE DUST PLUG					MALE DUST CAP					MATERIAL
DNP	BG	ISO	COD. F	Dimensions			Weight (g)	COD. M	Dimensions			Weight (g)	
				D	L	D1			D	L	D1		
13	3	12.5	SPAV.13202	38	205	32	51	SPAV.13203	38	205	32	70	Aluminum



SPARE PARTS



NOMINAL SIZE			FEMALE GASKET	
DNP	BG	ISO	OR (NBR*)	BK (PTFE)
06	1	6.3	PDV.006.120	PDV.006.130
10	2	10	PDV.010.120	PDV.010.130
13	3	12.5	PAV.013.120	PAV.013.130
20	4	19	PDV.019.120	PVV.019.130
25	5	25	PDV.025.120	PDV.025.130


*AL CODICE DELLA GUARNIZIONE IN NBR AGGIUNGERE 'E' PER EPDM O 'V' PER VITON

*TO THE NBR GASKET CODE ADD 'E' FOR EPDM OR 'V' FOR VITON

*ZU DER ARTIKELNR. DER NBR DICHTUNG GEBEN SIE 'E' FUER EPDM ODER 'V' FUER VITON AN

*AU CODE DU JOINT EN NBR JOINDRE 'E' POUR EPDM OU 'V' POUR VITON

ESECUZIONI SPECIALI
SPECIAL EXECUTIONS
SONDERAUSFÜHRUNGEN
EXECUTIONS SPECIALES



Caratteristiche tecniche I

- Intercambiabilità:
(PGR) serie 5000 Gromelle
(PGV) mercato giapponese
(PSS-PSV) serie 4000 Parker
(PNZ) serie PBR
- Occlusione: valvola o sfera
- Aggancio: sfere radiali
- Materiale: acciaio o acciaio inossidabile (PGRX)
- Finitura: Zn-Fe (Cr III)
- Filettature: BSP o NPT
- Guarnizioni standard: NBR o FKM (PGRX)
- Temperatura d'esercizio:
-25 °C +100 °C / -25 °C +200 °C (PGRX)
- Guarnizioni opzionali: FKM, EPDM o altro
- Pressioni di esercizio: 200-300 bar
- Connessione in pressione: non consentita

Technical data E

- Interchange:
(PGR) Gromelle 5000 series
(PGV) Japanese market
(PSS-PSV) Parker 4000 series
(PNZ) PBR series
- Occlusion: poppet or ball
- Locking: radial balls
- Material: steel or stainless steel (PGRX)
- Finishing: Zn-Fe (Cr III)
- Threads: BSP or NPT
- Standard seals: NBR or FKM (PGRX)
- Working temperature:
-25 °C +100°C / -25 °C +200 °C (PGRX)
- Optional seals: FKM, EPDM or more
- Working pressure: 200-300 bar
- Connection under pressure: not allowed

Technische Merkmale D

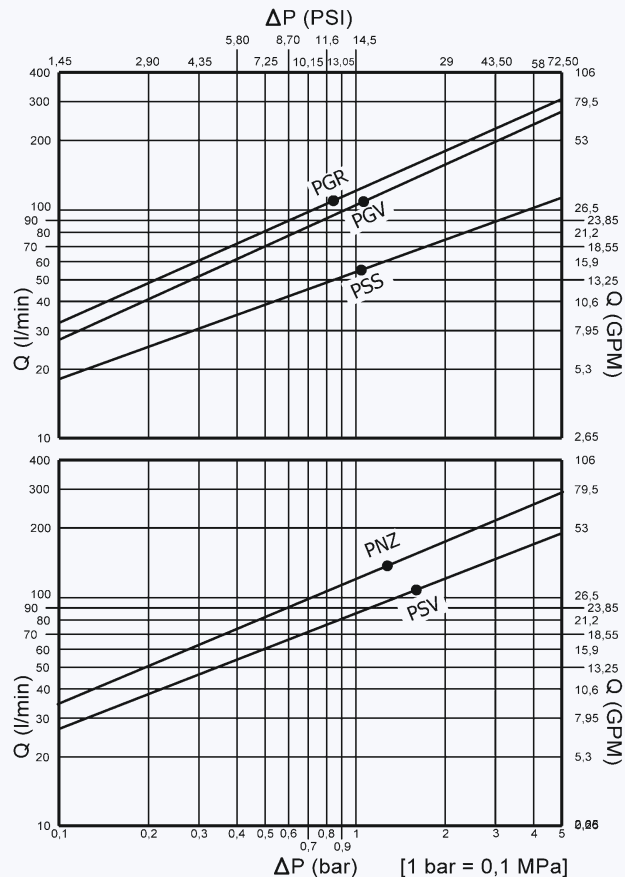
- Austauschbarkeit:
(PGR) Gromelle 5000 Serie
(PGV) japanischer Markt
(PSS-PSV) Parker 4000 Serie
(PNZ) PBR Serie
- Verschluss: ventil oder kugel
- Kupplung: Radial Kugeln
- Werkstoff: Stahl oder Edelstahl (PGRX)
- Ausführung: Zn-Fe (Cr III)
- Gewinde: BSP oder NPT
- Standard-Dichtungen: NBR oder FKM (PGRX)
- Betriebstemperatur:
-25 °C +100 °C / -25 °C +200 °C (PGRX)
- Dichtungen nach Wahl: FKM, EPDM, usw.
- Betriebsdruck: 200-300 bar
- Kuppeln unter Druck: nicht möglich

Caracteristiques techniques F

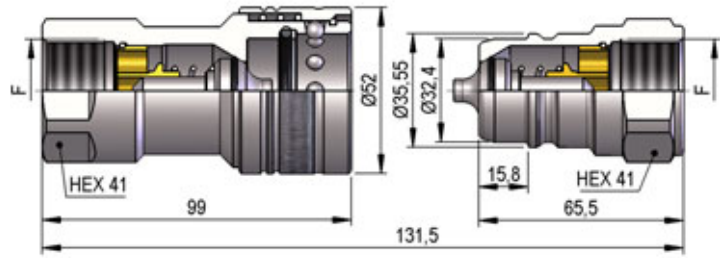
- Intercambiabilità:
(PGR) série 5000 Gromelle
(PGV) marché japonais
(PSS-PSV) série 4000 Parker
(PNZ) série PBR
- Obturation: clapet ou bille
- Accrochage: billes radiales
- Matériel: acier ou acier inoxydable (PGRX)
- Traitement: Zn-Fe (Cr III)
- Taraudage: BSP ou NPT
- Joints standard: NBR ou FKM (PGRX)
- Température de service:
-25 °C +100 °C / -25 °C +200 °C (PGRX)
- Joints facultatifs: FKM, EPDM, ect.
- Pression de service: 200-300 bar
- Connexion sous pression: pas possible

Nominal size	Max working pressure	Rated flow	Max flow rate	Min burst pressure			Fluid spillage
				Male	Female	Coupled	
DNP BG ISO mm	MPa	l/min	l/min	MPa	MPa	MPa	cc
PGR1	25 5 25 16.6	27	104 210	120	120	110	13
PGRX	25 5 25 16.6	20	104 210	80	100	75	13
PGV1	25 5 25 17.3	25	113 225	120	100	100	15
PSS1	20 4 19 12	22	58 100	93	88	110	4.6
PSV1	20 4 19 12.3	25	106 220	100	140	130	11
PNZ1	25 5 25 17.3	30	200 400	140	130	130	16

1 MPa = 145.04 psi • 1 l = 0.264 gal

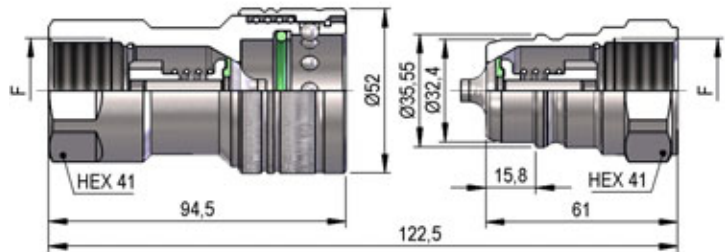


PGR1 DN25 - BG 5 - ISO 25



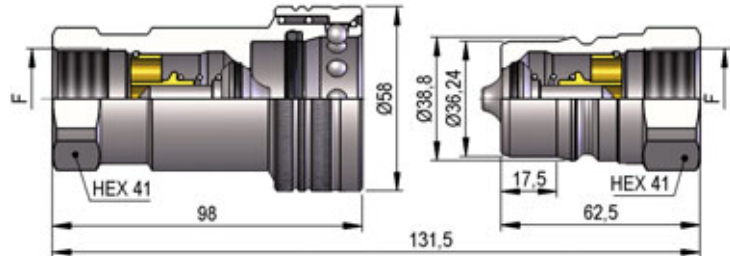
F	STANDARD	FEMMINA - FEMALE - MUFFE - FEMELLE			MASCHIO - MALE - STECKER - MALE		
		COD. F	Weight (g)	Packaging (pcs.)	COD. M	Weight (g)	Packaging (pcs.)
BSP 1"	DIN 3852-2-X	PGR1.2525.002	712	20	PGR1.2525.003	296	30

PGRX DN25 - BG 5 - ISO 25



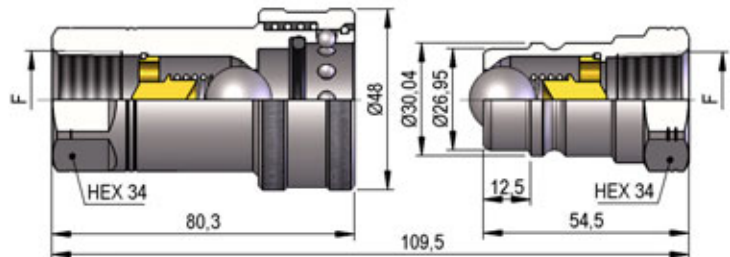
F	STANDARD	FEMMINA - FEMALE - MUFFE - FEMELLE			MASCHIO - MALE - STECKER - MALE		
		COD. F	Weight (g)	Packaging (pcs.)	COD. M	Weight (g)	Packaging (pcs.)
BSP 1"	DIN 3852-2-X	PGRX.2525.002	672	20	PGRX.2525.003	255	30

PGV1 DN25 - BG 5 - ISO 25



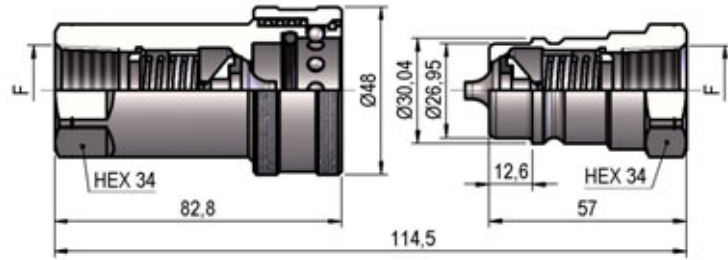
F	STANDARD	FEMMINA - FEMALE - MUFFE - FEMELLE			MASCHIO - MALE - STECKER - MALE		
		COD. F	Weight (g)	Packaging (pcs.)	COD. M	Weight (g)	Packaging (pcs.)
BSP 1"	DIN 3852-2-X	PGV1.2525.002	745	18	PGV1.2525.003	326	30

PSS1 DN20 - BG 4 - ISO 19



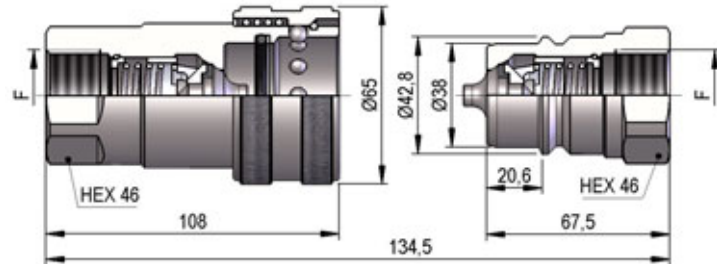
F	STANDARD	FEMMINA - FEMALE - MUFFE - FEMELLE			MASCHIO - MALE - STECKER - MALE		
		COD. F	Weight (g)	Packaging (pcs.)	COD. M	Weight (g)	Packaging (pcs.)
NPT 3/4"	ANSI B1.20.3	PSS1.2019.012	506	28	PSS1.2019.013	180	45

PSV1 DN20 - BG 4 - ISO 19



F	STANDARD	FEMMINA - FEMALE - MUFFE - FEMELLE			MASCHIO - MALE - STECKER - MALE		
		COD. F	Weight (g)	Packaging (pcs.)	COD. M	Weight (g)	Packaging (pcs.)
NPT 3/4"	ANSI B1.20.3	PSV1.2019.012	502	28	PSV1.2019.013	171	45

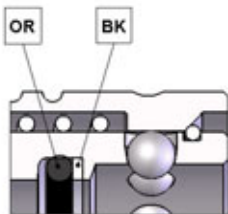
PNZ1 DN25 - BG 5 - ISO 25



F	STANDARD	FEMMINA - FEMALE - MUFFE - FEMELLE			MASCHIO - MALE - STECKER - MALE		
		COD. F	Weight (g)	Packaging (pcs.)	COD. M	Weight (g)	Packaging (pcs.)
BSP 1"	DIN 3852-2-X	PNZ1.2525.002	1270	12	PNZ1.2525.003	459	24

ACCESSORI / ACCESSORIES / ZUBEHÖR / ACCESSOIRES

SPARE PARTS



	NOMINAL SIZE			FEMALE GASKET	
	DNP	BG	ISO	OR (NBR*-FKM)	BK (PTFE)
PGR1	25	5	25	PGR.025.120	PGR.025.130
PGRX	25	5	25	PGR.025.120 V	PGR.025.130
PGV1	25	5	25	PGV.025.120	PGV.025.130
PSS1	20	4	19	PSS.019.120	-
PSV1	20	4	19	PSS.019.120	-
PNZ1	25	5	25	PBV.025.120	PNZ.025.130

*AL CODICE DELLA GUARNIZIONE IN NBR AGGIUNGERE 'E' PER EPDM O 'V' PER VITON

*TO THE NBR GASKET CODE ADD 'E' FOR EPDM OR 'V' FOR VITON

*ZU DER ARTIKELNR. DER NBR DICHTUNG GEBEN SIE 'E' FUER EPDM ODER 'V' FUER VITON AN


*AU CODE DU JOINT EN NBR JOINDRE 'E' POUR EPDM OU 'V' POUR VITON

NORDIC INTERCHANGE

VALVOLA/ACCIAIO
 POPPET/STEEL
 VENTIL/STAHL
 CLAPET/ACIER

Caratteristiche tecniche I

- Intercambiabilità: serie Parker-Tema T
- Occlusione: valvola
- Aggancio: sfere radiali
- Materiale: acciaio
- Finitura: Zn-Ni
- Filettature: BSP - NPT
- Guarnizioni standard: NBR
- Temperatura d'esercizio: -25 °C +100 °C
- Guarnizioni opzionali: FKM, EPDM o altro
- Pressioni di esercizio: 300-400 bar
- Connessione in pressione: non consentita



Technical data E

- Interchange: Parker-Tema T series
- Occlusion: poppet
- Locking: radial balls
- Material: steel
- Finishing: Zn-Ni
- Threads: BSP - NPT
- Standard seals: NBR
- Working temperature: -25 °C +100 °C
- Optional seals: FKM, EPDM or more
- Working pressure: 300-400 bar
- Connection under pressure: not allowed

Nominal size				Max working pressure	Rated flow	Max flow rate	Min burst pressure			Fluid spillage
DNP	BG	ISO	mm				Male	Female	Coupled	
06	1	6.3	6.3	40	12	29	150	150	160	1
10	2	10	9.2	37	45	90	110	140	130	2.5
13	3	12.5	12.2	35	90	160	110	130	120	6
20	4	19	18.3	30	212	300	90	110	110	20
25	5	25	23.7	30	380	500	90	100	110	35

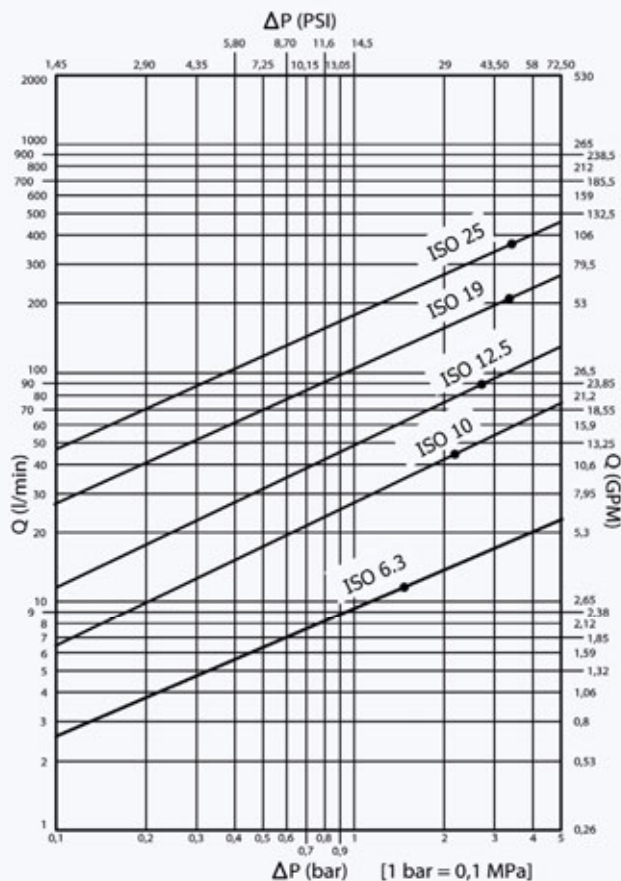
1 MPa = 145.04 psi • 1 l = 0.264 gal

Technische Merkmale D

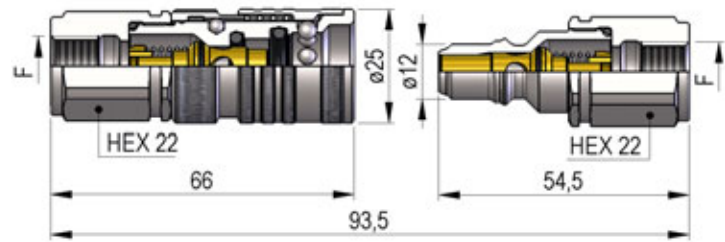
- Austauschbarkeit: Parker-Tema T Serie
- Verschluss: ventil
- Kupplung: Radial Kugeln
- Werkstoff: Stahl
- Ausführung: Zn-Ni
- Gewinde: BSP - NPT
- Standard-Dichtungen: NBR
- Betriebstemperatur: -25 °C +100 °C
- Dichtungen nach Wahl: FKM, EPDM, usw.
- Betriebsdruck: 300-400 bar
- Kuppeln unter Druck: nicht möglich

Caracteristiques techniques F

- Intercambiabilité: Parker-série Tema T
- Obturation: clapet
- Accrochage: billes radiales
- Matériel: acier
- Traitement: Zn-Ni
- Taraudage: BSP - NPT
- Joints standard: NBR
- Température de service: -25 °C +100 °C
- Joints facultatifs: FKM, EPDM, ect.
- Pression de service: 300-400 bar
- Connexion sous pression: pas possible

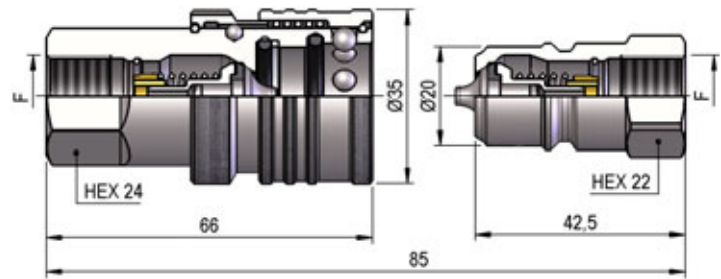


PTV1 DN06 - BG 1 - ISO 6.3



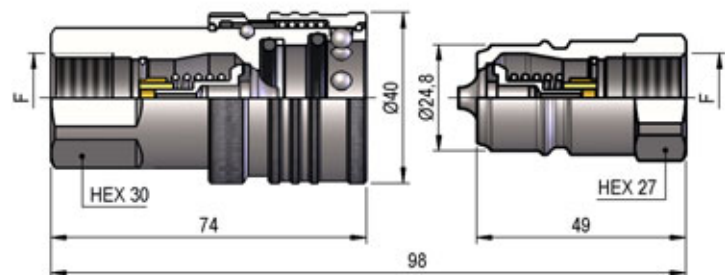
F	STANDARD	FEMMINA - FEMALE - MUFFE - FEMELLE			MASCIO - MALE - STECKER - MALE		
		COD. F	Weight (g)	Packaging (pcs.)	COD. M	Weight (g)	Packaging (pcs.)
BSP 1/4"	DIN 3852-2-X	PTV1.0606.002	146	95	PTV1.0606.003	78	120
NPT 1/4"	ANSI B1.20.3	PTV1.0606.012	147	95	PTV1.0606.013	79	120

PTV1 DN10 - BG 2 - ISO 10



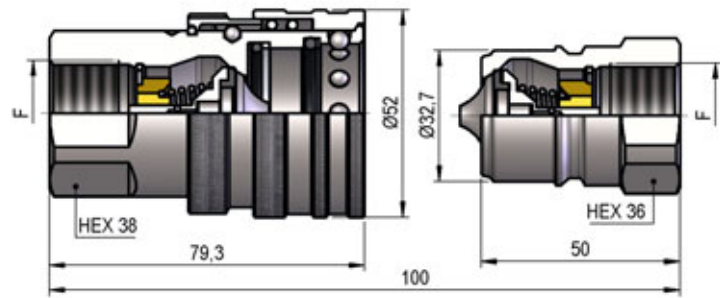
F	STANDARD	FEMMINA - FEMALE - MUFFE - FEMELLE			MASCIO - MALE - STECKER - MALE		
		COD. F	Weight (g)	Packaging (pcs.)	COD. M	Weight (g)	Packaging (pcs.)
BSP 3/8"	DIN 3852-2-X	PTV1.1010.002	250	47	PTV1.1010.003	70	200
NPT 3/8"	ANSI B1.20.3	PTV1.1010.012	252	47	PTV1.1010.013	72	200

PTV1 DN13 - BG 3 - ISO 12.5



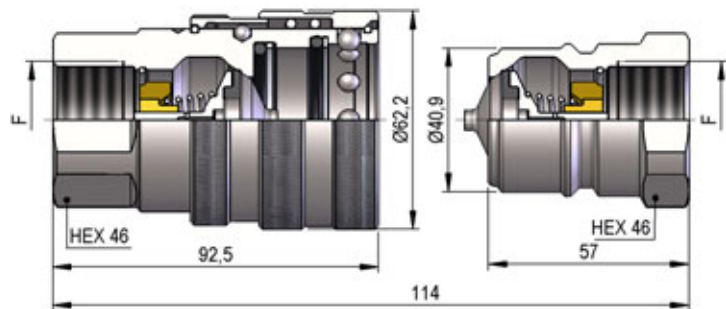
F	STANDARD	FEMMINA - FEMALE - MUFFE - FEMELLE			MASCIO - MALE - STECKER - MALE		
		COD. F	Weight (g)	Packaging (pcs.)	COD. M	Weight (g)	Packaging (pcs.)
BSP 1/2"	DIN 3852-2-X	PTV1.1313.002	360	35	PTV1.1313.003	117	100
NPT 1/2"	ANSI B1.20.3	PTV1.1313.012	363	35	PTV1.1313.013	120	100

PTV1 DN20 - BG 4 - ISO 19



F	STANDARD	FEMMINA - FEMALE - MUFFE - FEMELLE			MASCHIO - MALE - STECKER - MALE		
		COD. F	Weight (g)	Packaging (pcs.)	COD. M	Weight (g)	Packaging (pcs.)
BSP 3/4"	DIN 3852-2-X	PTV1.2019.002	615	20	PTV1.2019.003	205	42
NPT 3/4"	ANSI B1.20.3	PTV1.2019.012	622	20	PTV1.2019.013	210	42

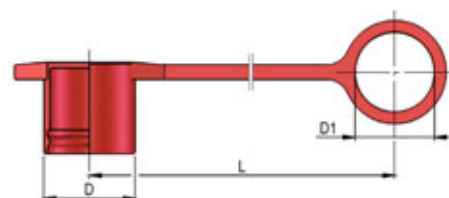
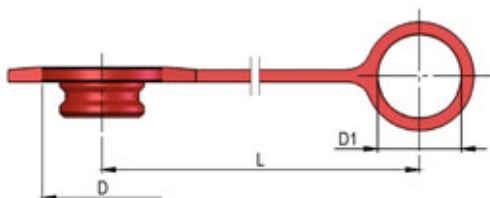
PTV1 DN25 - BG 5 - ISO 25



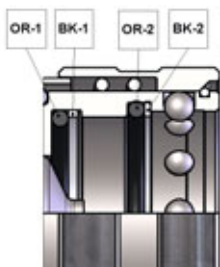
F	STANDARD	FEMMINA - FEMALE - MUFFE - FEMELLE			MASCHIO - MALE - STECKER - MALE		
		COD. F	Weight (g)	Packaging (pcs.)	COD. M	Weight (g)	Packaging (pcs.)
BSP 1"	DIN 3852-2-X	PTV1.2525.002	1014	12	PTV1.2525.003	349	24
NPT 1"	ANSI B1.20.3	PTV1.2525.012	1025	12	PTV1.2525.013	359	24

PLASTIC CAPS

NOMINAL SIZE			FEMALE DUST PLUG					MALE DUST CAP					COLOR	MATERIAL
DNP	BG	ISO	COD. F	Dimensions			Weight (g)	COD. M	Dimensions			Weight (g)		
				D	L	D1			D	L	D1			
10	2	10	SPTV.10002	33	140	24	13	SPTV.10003	26	140	24	14	●	PVC
13	3	12.5	SPTV.13002	39	160	28	17	SPTV.13003	31	160	28	18	●	PVC
20	4	19	SPTV.20002	51	190	34	27	SPTV.20003	39	190	34	25	●	PVC
25	5	25	SPTV.25002	61	250	50	40	SPTV.25003	50	250	50	48	●	PVC



SPARE PARTS



NOMINAL SIZE			FEMALE GASKET			
DNP	BG	ISO	OR-1 (NBR*)	OR-2 (NBR*)	BK-1 (PTFE)	BK-2 (PTFE)
06	1	6.3	PTV.006.120	PAV.006.120	-	PAV.006.130
10	2	10	PDV.010.120	PAV.013.120	PTV.010.130	-
13	3	12.5	PVV.013.120	PTV.013.120	PTV.013.130	-
20	4	19	PVT.019.121	PTV.019.120	PTV.019.130	PTV.019.131
25	5	25	PLK.039.120	PTV.025.120	PTV.025.130	VFH.025.130

*AL CODICE DELLA GUARNIZIONE IN NBR AGGIUNGERE 'E' PER EPDM O 'V' PER VITON

*TO THE NBR GASKET CODE ADD 'E' FOR EPDM OR 'V' FOR VITON

*ZU DER ARTIKELNR. DER NBR DICHTUNG GEBEN SIE 'E' FUER EPDM ODER 'V' FUER VITON AN


*AU CODE DU JOINT EN NBR JOINDRE 'E' POUR EPDM OU 'V' POUR VITON

NORDIC INTERCHANGE

VALVOLA DECOMPRESSIONE/ACCIAIO
 DECOMPRESSION VALVE/STEEL
 DEKOMPRESSIONSVENTIL/STAHL
 CLAPET DECOMPRESSION/ACIER

Caratteristiche tecniche **I**

- Intercambiabilità: serie Parker-Tema T
- Occlusione: valvola decompressione
- Aggancio: sfere radiali
- Materiale: acciaio
- Finitura: Zn-Ni
- Filettature: BSP - NPT
- Guarnizioni standard: NBR
- Temperatura d'esercizio: -25 °C +100 °C
- Guarnizioni opzionali: FKM, EPDM o altro
- Pressioni di esercizio: 300-370 bar
- Connessione in pressione: consentita (lato maschio o lato femmina)



Technical data **E**

- Interchange: Parker-Tema T series
- Occlusion: decompression valve
- Locking: radial balls
- Material: steel
- Finishing: Zn-Ni
- Threads: BSP - NPT
- Standard seals: NBR
- Working temperature: -25 °C +100 °C
- Optional seals: FKM, EPDM or more
- Working pressure: 300-370 bar
- Connection under pressure: allowed (both male or female side)

Nominal size				Max working pressure	Rated flow	Max flow rate	Min burst pressure			Fluid spillage
DNP	BG	ISO	mm				Male	Female	Coupled	
10	2	10	9.2	37	45	90	110	140	130	2.5
13	3	12.5	12.2	35	90	160	110	130	120	6
20	4	19	18.3	30	212	300	90	110	110	20
25	5	25	23.7	30	380	500	90	100	110	35

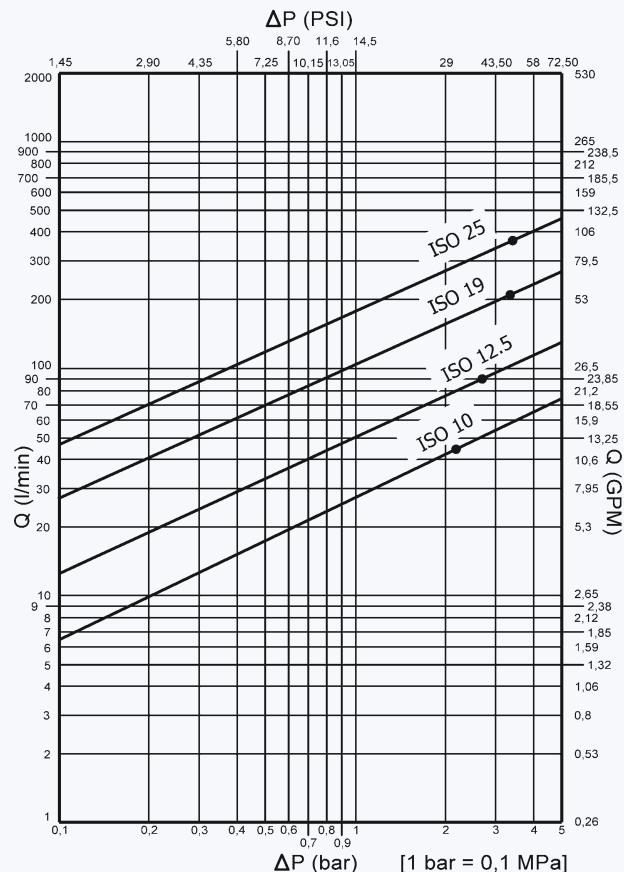
1 MPa = 145.04 psi • 1 l = 0.264 gal

Technische Merkmale **D**

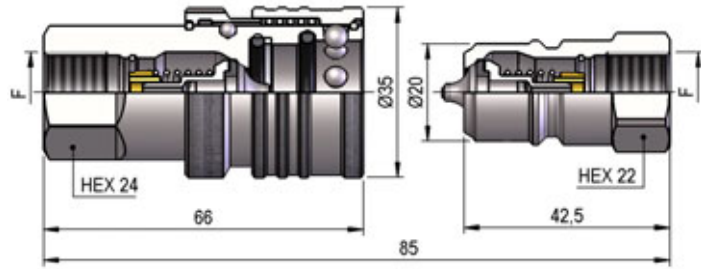
- Austauschbarkeit: Parker-Tema T Serie
- Verschluss: Dekompressionsventil
- Kupplung: Radial Kugeln
- Werkstoff: Stahl
- Ausführung: Zn-Ni
- Gewinde: BSP - NPT
- Standard-Dichtungen: NBR
- Betriebstemperatur: -25 °C +100 °C
- Dichtungen nach Wahl: FKM, EPDM, usw.
- Betriebsdruck: 300-370 bar
- Kuppeln unter Druck: erlaubt (Steckerseite oder Muffenseite)

Caracteristiques techniques **F**

- Intercambiabilité: série Parker-Tema T
- Obturation: clapet décompression
- Accrochage: billes radiales
- Matériel: acier
- Traitement: Zn-Ni
- Taraudage: BSP - NPT
- Joints standard: NBR
- Température de service: -25 °C +100 °C
- Joints facultatifs: FKM, EPDM, ect.
- Pression de service: 300-370 bar
- Connexion sous pression: possible (côté male ou femelle)

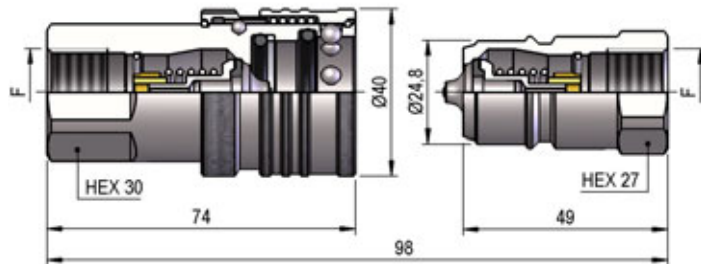


PTK1 DN10 - BG 2 - ISO 10



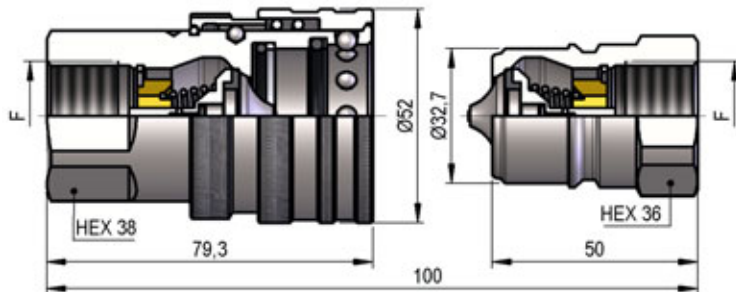
F	STANDARD	FEMMINA - FEMALE - MUFFE - FEMELLE			MASCHIO - MALE - STECKER - MALE		
		COD. F	Weight (g)	Packaging (pcs.)	COD. M	Weight (g)	Packaging (pcs.)
BSP 3/8"	DIN 3852-2-X	PTK1.1010.002	250	47	PTK1.1010.003	70	200
NPT 3/8"	ANSI B1.20.3	PTK1.1010.012	252	47	PTK1.1010.013	72	200

PTK1 DN13 - BG 3 - ISO 12.5



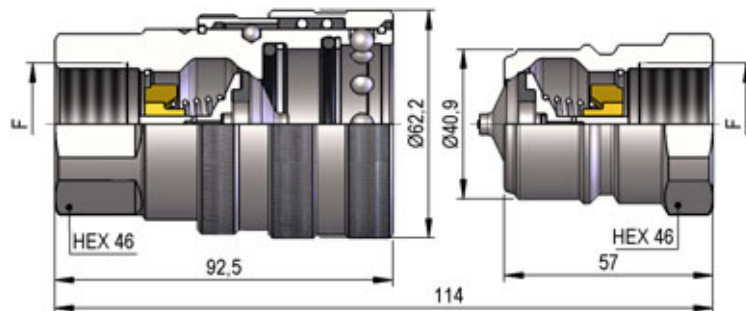
F	STANDARD	FEMMINA - FEMALE - MUFFE - FEMELLE			MASCHIO - MALE - STECKER - MALE		
		COD. F	Weight (g)	Packaging (pcs.)	COD. M	Weight (g)	Packaging (pcs.)
BSP 1/2"	DIN 3852-2-X	PTK1.1313.002	360	35	PTK1.1313.003	117	100
NPT 1/2"	ANSI B1.20.3	PTK1.1313.012	363	35	PTK1.1313.013	120	100

PTK1 DN20 - BG 4 - ISO 19



F	STANDARD	FEMMINA - FEMALE - MUFFE - FEMELLE			MASCHIO - MALE - STECKER - MALE		
		COD. F	Weight (g)	Packaging (pcs.)	COD. M	Weight (g)	Packaging (pcs.)
BSP 3/4"	DIN 3852-2-X	PTK1.2019.002	614	20	PTK1.2019.003	204	42
NPT 3/4"	ANSI B1.20.3	PTK1.2019.012	620	20	PTK1.2019.013	209	42

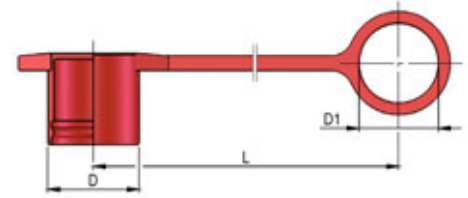
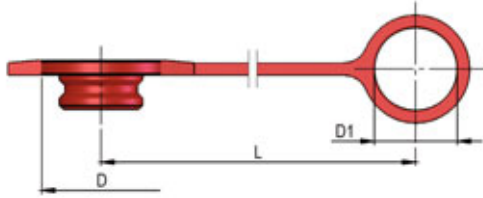
PTK1 DN25 - BG 5 - ISO 25



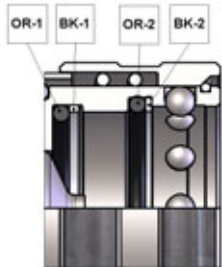
F	STANDARD	FEMMINA - FEMALE - MUFFE - FEMELLE			MASCHIO - MALE - STECKER - MALE		
		COD. F	Weight (g)	Packaging (pcs.)	COD. M	Weight (g)	Packaging (pcs.)
BSP 1"	DIN 3852-2-X	PTK1.2525.002	1014	12	PTK1.2525.003	348	24
NPT 1"	ANSI B1.20.3	PTK1.2525.012	1024	12	PTK1.2525.013	357	24

PLASTIC CAPS

NOMINAL SIZE			FEMALE DUST PLUG					MALE DUST CAP					COLOR	MATERIAL
DNP	BG	ISO	COD. F	Dimensions			Weight (g)	COD. M	Dimensions			Weight (g)		
				D	L	D1			D	L	D1			
10	2	10	SPTV.10002	33	140	24	13	SPTV.10003	26	140	24	14	●	PVC
13	3	12.5	SPTV.13002	39	160	28	17	SPTV.13003	31	160	28	18	●	PVC
20	4	19	SPTV.20002	51	190	34	27	SPTV.20003	39	190	34	25	●	PVC
25	5	25	SPTV.25002	61	250	50	40	SPTV.25003	50	250	50	48	●	PVC



SPARE PARTS



NOMINAL SIZE			FEMALE GASKET			
DNP	BG	ISO	OR-1 (NBR*)	OR-2 (NBR*)	BK-1 (PTFE)	BK-2 (PTFE)
10	2	10	PDV.010.120	PAV.013.120	PTV.010.130	-
13	3	12.5	PVV.013.120	PTV.013.120	PTV.013.130	-
20	4	19	PVT.019.121	PTV.019.120	PTV.019.130	PTV.019.131
25	5	25	PLK.039.120	PTV.025.120	PTV.025.130	VFH.025.130

*AL CODICE DELLA GUARNIZIONE IN NBR AGGIUNGERE 'E' PER EPDM O 'V' PER VITON


*TO THE NBR GASKET CODE ADD 'E' FOR EPDM OR 'V' FOR VITON

*ZU DER ARTIKELNR. DER NBR DICHTUNG GEBEN SIE 'E' FUER EPDM ODER 'V' FUER VITON AN

*AU CODE DU JOINT EN NBR JOINDRE 'E' POUR EPDM OU 'V' POUR VITON

NORDIC INTERCHANGE

PASSAGGIO LIBERO/ACCIAIO
 FREE FLOW/STEEL
 FREIER DURCHLAUF /STAHL
 PASSAGE LIBRE/ACIER


Caratteristiche tecniche I

- Intercambiabilità: serie Parker-Tema T
- Occlusione: passaggio libero
- Aggancio: sfere radiali
- Materiale: acciaio
- Finitura: Zn-Ni
- Filettature: BSP - NPT
- Guarnizioni standard: NBR
- Temperatura d'esercizio: -25 °C +100 °C
- Guarnizioni opzionali: FKM, EPDM o altro
- Pressioni di esercizio: 300-400 bar

Technical data E

- Interchange: Parker-Tema T series
- Occlusion: free flow
- Locking: radial balls
- Material: steel
- Finishing: Zn-Ni
- Threads: BSP - NPT
- Standard seals: NBR
- Working temperature: -25 °C +100 °C
- Optional seals: FKM, EPDM or more
- Working pressure: 300-400 bar

Nominal size				Max working pressure	Rated flow	Max flow rate	Min burst pressure			Fluid spillage
							Male	Female	Coupled	
DNP	BG	ISO	mm	MPa	l/min	l/min	MPa	MPa	MPa	cc
06	1	6.3	7.5	40	12	29	-	-	160	-
10	2	10	10	37	45	90	-	-	130	-
13	3	12.5	13.2	35	90	160	-	-	120	-
20	4	19	19	30	212	300	-	-	110	-
25	5	25	24.4	30	380	500	-	-	110	-

1 MPa = 145.04 psi • 1 l = 0.264 gal

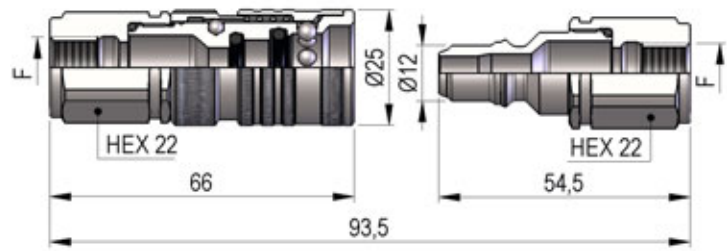
Technische Merkmale D

- Austauschbarkeit: Parker-Tema T Serie
- Verschluss: freier Durchlauf
- Kupplung: Radial Kugeln
- Werkstoff: Stahl
- Ausführung: Zn-Ni
- Gewinde: BSP - NPT
- Standard-Dichtungen: NBR
- Betriebstemperatur: -25 °C +100 °C
- Dichtungen nach Wahl: FKM, EPDM, usw.
- Betriebsdruck: 300-400 bar

Caracteristiques techniques F

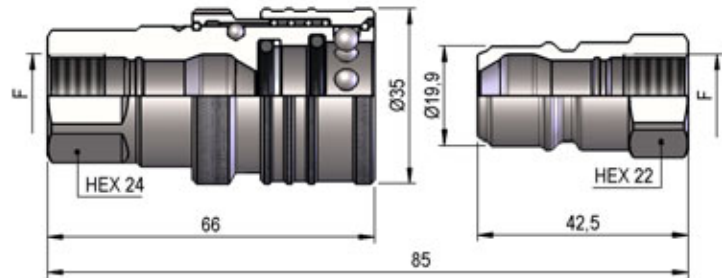
- Interchangeabilité: série Parker-Tema T
- Obturation: passage libre
- Accrochage: billes radiales
- Matériel: acier
- Traitement: Zn-Ni
- Taraudage: BSP - NPT
- Joints standard: NBR
- Température de service: -25 °C +100 °C
- Joints facultatifs: FKM, EPDM, ect.
- Pression de service: 300-400 bar

PTO1 DN06 - BG 1 - ISO 6.3



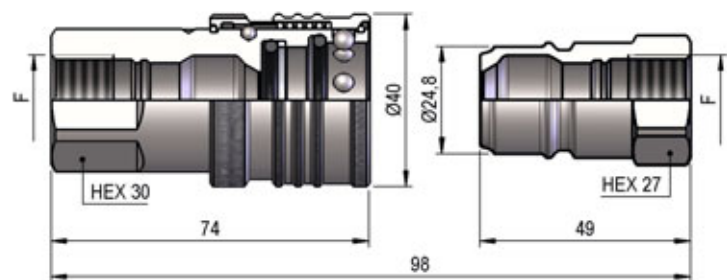
F	STANDARD	FEMMINA - FEMALE - MUFFE - FEMELLE			MASCHIO - MALE - STECKER - MALE		
		COD. F	Weight (g)	Packaging (pcs.)	COD. M	Weight (g)	Packaging (pcs.)
BSP 1/4"	DIN 3852-2-X	PTO1.0606.002	136	95	PTO1.0606.003	69	120
NPT 1/4"	ANSI B1.20.3	PTO1.0606.012	137	95	PTO1.0606.013	70	120

PTO1 DN10 - BG 2 - ISO 10



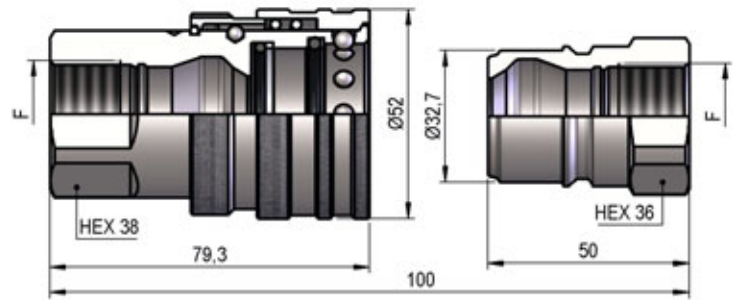
F	STANDARD	FEMMINA - FEMALE - MUFFE - FEMELLE			MASCHIO - MALE - STECKER - MALE		
		COD. F	Weight (g)	Packaging (pcs.)	COD. M	Weight (g)	Packaging (pcs.)
BSP 3/8"	DIN 3852-2-X	PTO1.1010.002	234	47	PTO1.1010.003	54	200
NPT 3/8"	ANSI B1.20.3	PTO1.1010.012	235	47	PTO1.1010.013	55	200

PTO1 DN13 - BG 3 - ISO 12.5



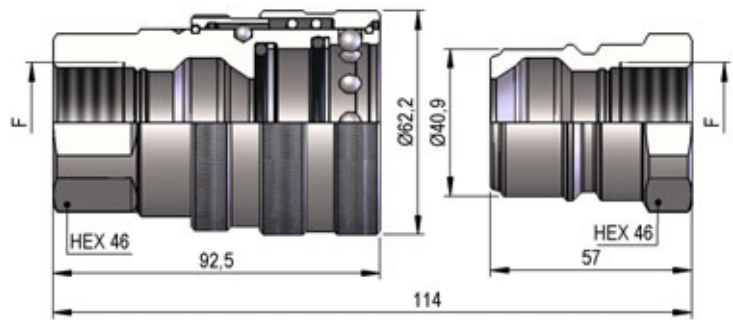
F	STANDARD	FEMMINA - FEMALE - MUFFE - FEMELLE			MASCHIO - MALE - STECKER - MALE		
		COD. F	Weight (g)	Packaging (pcs.)	COD. M	Weight (g)	Packaging (pcs.)
BSP 1/2"	DIN 3852-2-X	PTO1.1313.002	337	35	PTO1.1313.003	94	100
NPT 1/2"	ANSI B1.20.3	PTO1.1313.012	340	35	PTO1.1313.013	96	100

PTO1 DN20 - BG 4 - ISO 19



F	STANDARD	FEMMINA - FEMALE - MUFFE - FEMELLE			MASCHIO - MALE - STECKER - MALE		
		COD. F	Weight (g)	Packaging (pcs.)	COD. M	Weight (g)	Packaging (pcs.)
BSP 3/4"	DIN 3852-2-X	PTO1.2019.002	577	20	PTO1.2019.003	167	42
NPT 3/4"	ANSI B1.20.3	PTO1.2019.012	582	20	PTO1.2019.013	172	42

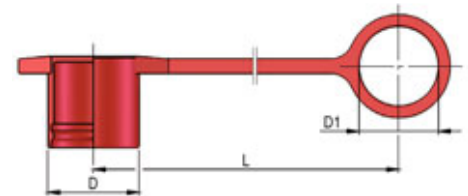
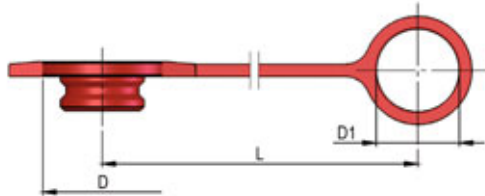
PTO1 DN25 - BG 5 - ISO 25



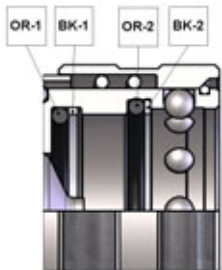
F	STANDARD	FEMMINA - FEMALE - MUFFE - FEMELLE			MASCHIO - MALE - STECKER - MALE		
		COD. F	Weight (g)	Packaging (pcs.)	COD. M	Weight (g)	Packaging (pcs.)
BSP 1"	DIN 3852-2-X	PTO1.2525.002	954	12	PTO1.2525.003	289	24
NPT 1"	ANSI B1.20.3	PTO1.2525.012	963	12	PTO1.2525.013	298	24

PLASTIC CAPS

NOMINAL SIZE				FEMALE DUST PLUG				MALE DUST CAP				COLOR	MATERIAL	
DNP	BG	ISO	COD. F	Dimensions			Weight (g)	COD. M	Dimensions			Weight (g)		
				D	L	D1			D	L	D1			
10	2	10	SPTV.10002	33	140	24	13	SPTV.10003	26	140	24	14	●	PVC
13	3	12.5	SPTV.13002	39	160	28	17	SPTV.13003	31	160	28	18	●	PVC
20	4	19	SPTV.20002	51	190	34	27	SPTV.20003	39	190	34	25	●	PVC
25	5	25	SPTV.25002	61	250	50	40	SPTV.25003	50	250	50	48	●	PVC



SPARE PARTS



NOMINAL SIZE			FEMALE GASKET			
DNP	BG	ISO	OR-1 (NBR*)	OR-2 (NBR*)	BK-1 (PTFE)	BK-2 (PTFE)
06	1	6.3	PTV.006.120	PAV.006.120	-	PAV.006.130
10	2	10	PDV.010.120	PAV.013.120	PTV.010.130	-
13	3	12.5	PVV.013.120	PTV.013.120	PTV.013.130	-
20	4	19	PVT.019.121	PTV.019.120	PTV.019.130	PTV.019.131
25	5	25	PLK.039.120	PTV.025.120	PTV.025.130	VFH.025.130

*AL CODICE DELLA GUARNIZIONE IN NBR AGGIUNGERE 'E' PER EPDM O 'V' PER VITON

*TO THE NBR GASKET CODE ADD 'E' FOR EPDM OR 'V' FOR VITON

*ZU DER ARTIKELNR. DER NBR DICHTUNG GEBEN SIE 'E' FUER EPDM ODER 'V' FUER VITON AN


*AU CODE DU JOINT EN NBR JOINDRE 'E' POUR EPDM OU 'V' POUR VITON

AMERICAN INTERCHANGE

VALVOLA/ACCIAIO
POPPET/STEEL
VENTIL/STAHL
CLAPET/ACIER

Caratteristiche tecniche I

- Intercambiabilità: serie Parker/Snap-Tite H
- Occlusione: valvola
- Aggancio: sfere radiali
- Materiale: acciaio
- Finitura: Zn-Fe (Cr III)
- Filettature: BSP - NPT
- Guarnizioni standard: NBR
- Temperatura d'esercizio: -25 °C +100 °C
- Guarnizioni opzionali: FKM, EPDM o altro
- Pressioni di esercizio: 100-500 bar
- Connessione in pressione: non consentita



Technical data E

- Interchange: Parker/Snap-Tite H series
- Occlusion: poppet
- Locking: radial balls
- Material: steel
- Finishing: Zn-Fe (Cr III)
- Threads: BSP - NPT
- Standard seals: NBR
- Working temperature: -25 °C +100 °C
- Optional seals: FKM, EPDM or more
- Working pressure: 100-500 bar
- Connection under pressure: not allowed

Nominal size	Max working pressure	Rated flow	Max flow rate	Min burst pressure			Fluid spillage			
				Male	Female	Coupled				
DNP	BG	ISO	mm	MPa	l/min	l/min	MPa	MPa	MPa	cc
06	1	6.3	6.4	50	12	24	186	164	165	2
10	2	10	8.5	40	23	46	178	202	131	3.2
13	3	12.5	10	30	45	90	114	104	105	4
20	4	19	16.7	25	106	212	64	99	103	14
25	5	25	22	16	189	380	53	60	64	20
30	6	31.5	28	12	288	576	37	50	35	45
39	7	40	34	11	379	757	34	46	34	80
50	8	50	47	10	757	1000	35	44	37	150

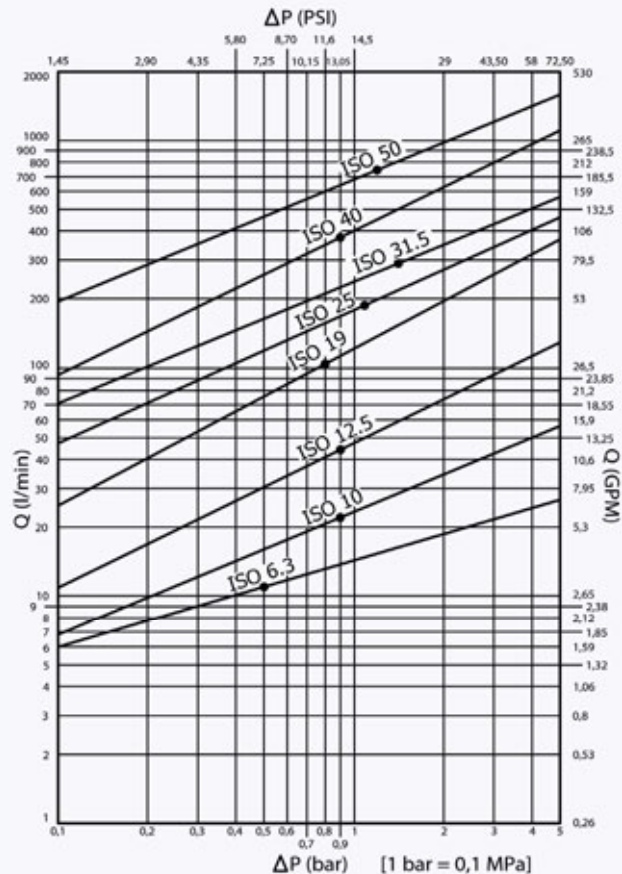
1 MPa = 145.04 psi • 1 l = 0.264 gal

Technische Merkmale D

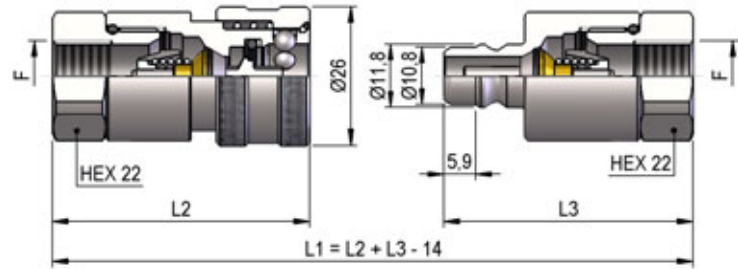
- Austauschbarkeit: Parker/Snap-Tite H Serie
- Verschluss: ventil
- Kupplung: Radial Kugeln
- Werkstoff: Stahl
- Ausführung: Zn-Fe (Cr III)
- Gewinde: BSP - NPT
- Standard-Dichtungen: NBR
- Betriebstemperatur: -25 °C +100 °C
- Dichtungen nach Wahl: FKM, EPDM, usw.
- Betriebsdruck: 100-500 bar
- Kuppeln unter Druck: nicht möglich

Caracteristiques techniques F

- Intercambiabilità: série Parker/Snap-Tite H
- Obturation: clapet
- Accrochage: billes radiales
- Matériel: acier
- Traitement: Zn-Fe (Cr III)
- Taraudage: BSP - NPT
- Joints standard: NBR
- Température de service: -25 °C +100 °C
- Joints facultatifs: FKM, EPDM, ect.
- Pression de service: 100-500 bar
- Connexion sous pression: pas possible

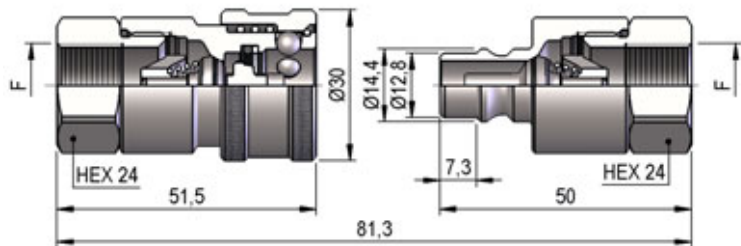


PNV1 DN06 - BG 1 - ISO 6.3



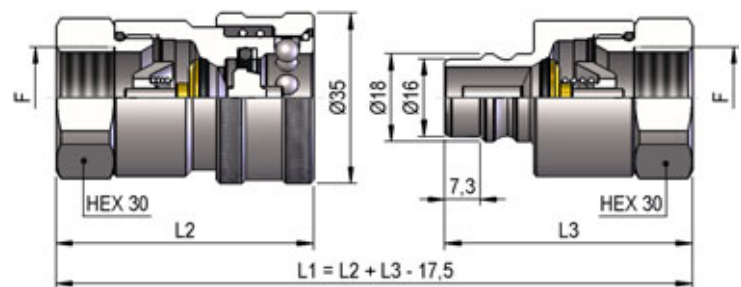
THREADS	L2	L3	L4	F	STANDARD	FEMMINA - FEMALE - MUFFE - FEMELLE			MASCHIO - MALE - STECKER - MALE		
						COD. F	Weight (g)	Packaging (pcs.)	COD. M	Weight (g)	Packaging (pcs.)
IG 1	48	46.5		BSP 1/4"	DIN 3852-2-X	PNV1.0606.002	90	168	PNV1.0606.003	64	224
	48	46.5		NPT 1/4"	ANSI B1.20.3	PNV1.0606.012	90	168	PNV1.0606.013	64	224
AG 7	59	57.5	14	NPT 1/4"	ANSI B1.20.3	PNV1.0606.022	100	168	PNV1.0606.023	73	224

PNV1 DN10 - BG 2 - ISO 10



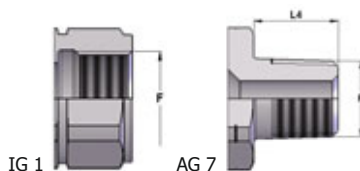
F	STANDARD	FEMMINA - FEMALE - MUFFE - FEMELLE			MASCHIO - MALE - STECKER - MALE		
		COD. F	Weight (g)	Packaging (pcs.)	COD. M	Weight (g)	Packaging (pcs.)
BSP 3/8"	DIN 3852-2-X	PNV1.1010.002	153	120	PNV1.1010.003	104	168
NPT 3/8"	ANSI B1.20.3	PNV1.1010.012	155	120	PNV1.1010.013	106	168

PNV1 DN13 - BG 3 - ISO 12.5

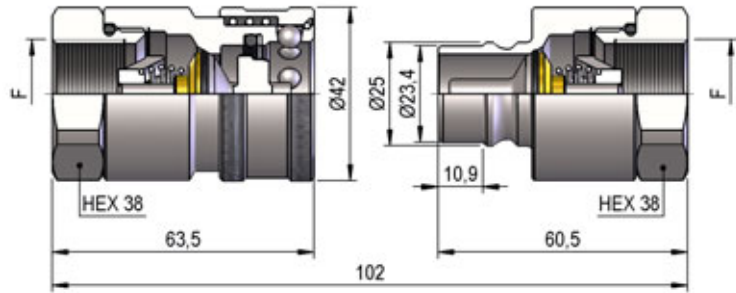


THREADS	L2	L3	L4	F	STANDARD	FEMMINA - FEMALE - MUFFE - FEMELLE			MASCHIO - MALE - STECKER - MALE		
						COD. F	Weight (g)	Packaging (pcs.)	COD. M	Weight (g)	Packaging (pcs.)
IG 1	53	51		BSP 1/2"	DIN 3852-2-X	PNV1.1313.002	214	45	PNV1.1313.003	136	55
	53	51		NPT 1/2"	ANSI B1.20.3	PNV1.1313.012	215	45	PNV1.1313.013	137	55
AG 7	70	68	19	NPT 1/2"	ANSI B1.20.3	PNV1.1313.022	257	45	PNV1.1313.023	188	55

THREADS

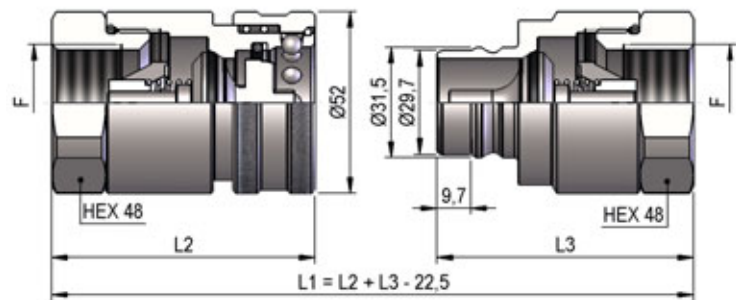


PNV1 DN20 - BG 4 - ISO 19



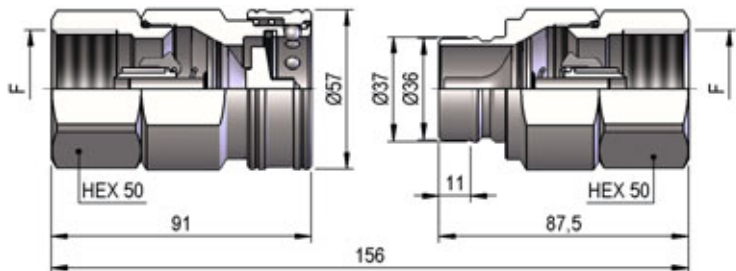
F	STANDARD	FEMMINA - FEMALE - MUFFE - FEMELLE			MASCHIO - MALE - STECKER - MALE		
		COD. F	Weight (g)	Packaging (pcs.)	COD. M	Weight (g)	Packaging (pcs.)
BSP 3/4"	DIN 3852-2-X	PNV1.2019.002	386	30	PNV1.2019.003	278	30
NPT 3/4"	ANSI B1.20.3	PNV1.2019.012	392	30	PNV1.2019.013	284	30

PNV1 DN25 - BG 5 - ISO 25



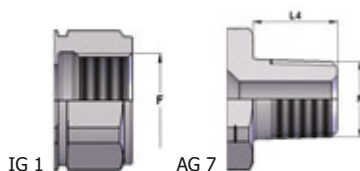
THREADS	L2	L3	L4	F	STANDARD	FEMMINA - FEMALE - MUFFE - FEMELLE			MASCHIO - MALE - STECKER - MALE		
						COD. F	Weight (g)	Packaging (pcs.)	COD. M	Weight (g)	Packaging (pcs.)
IG 1	75.2	73.3		BSP 1"	DIN 3852-2-X	PNV1.2525.002	713	20	PNV1.2525.003	522	20
						PNV1.2525.012	723	20	PNV1.2525.013	532	20
AG 7	97.2	95.3	24	NPT 1"	ANSI B1.20.3	PNV1.2525.022	827	20	PNV1.2525.023	639	20

PNV1 DN30 - BG 6 - ISO 31.5

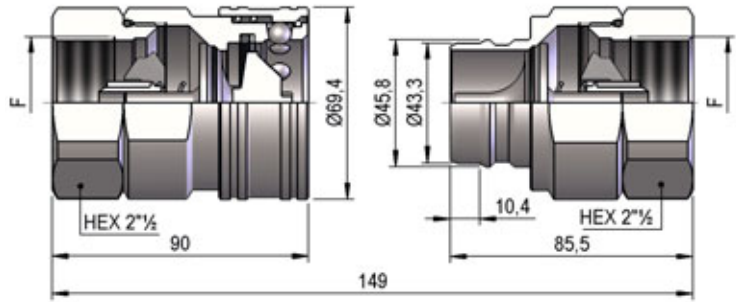


F	STANDARD	FEMMINA - FEMALE - MUFFE - FEMELLE			MASCHIO - MALE - STECKER - MALE		
		COD. F	Weight (g)	Packaging (pcs.)	COD. M	Weight (g)	Packaging (pcs.)
BSP 1 1/4"	DIN 3852-2-X	PNV1.3031.002	865	18	PNV1.3031.003	645	18
NPT 1 1/4"	ANSI B1.20.3	PNV1.3031.012	879	18	PNV1.3031.013	660	18

THREADS

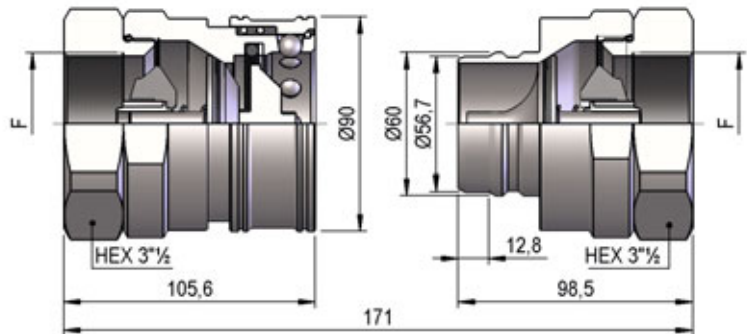


PNV1 DN39 - BG 7 - ISO 40



F	STANDARD	FEMMINA - FEMALE - MUFFE - FEMELLE			MASCIO - MALE - STECKER - MALE		
		COD. F	Weight (g)	Packaging (pcs.)	COD. M	Weight (g)	Packaging (pcs.)
BSP 1"½	DIN 3852-2-X	PNV1.3939.002	1315	11	PNV1.3939.003	955	12
NPT 1"½	ANSI B1.20.3	PNV1.3939.012	1334	11	PNV1.3939.013	974	12

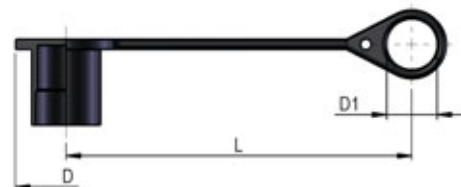
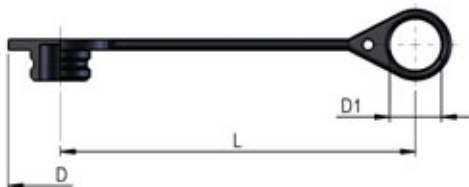
PNV1 DN50 - BG 8 - ISO 50



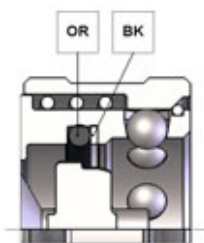
F	STANDARD	FEMMINA - FEMALE - MUFFE - FEMELLE			MASCIO - MALE - STECKER - MALE		
		COD. F	Weight (g)	Packaging (pcs.)	COD. M	Weight (g)	Packaging (pcs.)
BSP 2"	DIN 3852-2-X	PNV1.5051.002	2820	6	PNV1.5051.003	2140	6
NPT 2"	ANSI B1.20.3	PNV1.5051.012	2833	6	PNV1.5051.013	2160	6

PLASTIC CAPS

NOMINAL SIZE			FEMALE DUST PLUG				MALE DUST CAP				COLOR	MATERIAL		
DNP	BG	ISO	COD. F	Dimensions			Weight (g)	COD. M	Dimensions			Weight (g)		
				D	L	D1			D	L	D1			
06	1	6.3	SPNV.06042	25	115	15	6	SPNV.06043	25	115	15	7	●	PVC
10	2	10	SPNV.10042	30	120	18	7	SPNV.10043	30	120	18	10	●	PVC
13	3	12.5	SPNV.13042	35	120	22	9	SPNV.13043	35	120	22	12	●	PVC
20	4	19	SPNV.20042	44	155	22	15	SPNV.20043	44	155	22	20	●	PVC
25	5	25	SPNV.25042	51	165	36	23	SPNV.25043	51	165	36	26	●	PVC



SPARE PARTS



NOMINAL SIZE			FEMALE GASKET	
DNP	BG	ISO	OR (NBR*)	BK (PTFE)
06	1	6.3	PBV.004.120	PBV.004.130
10	2	10	PLK.013.120	PNV.010.130
13	3	12.5	PVS.006.120	PNV.013.130
20	4	19	PBV.013.120	PBV.013.130
25	5	25	PLT.325.031	PNV.025.130
30	6	31.5	PGV.025.120	PNV.031.130
39	7	40	PNV.039.120	PNV.039.130
50	8	50	PNV.050.120	PNV.050.130

*AL CODICE DELLA GUARNIZIONE IN NBR AGGIUNGERE 'E' PER EPDM O 'V' PER VITON

*TO THE NBR GASKET CODE ADD 'E' FOR EPDM OR 'V' FOR VITON

*ZU DER ARTIKELNR. DER NBR DICHTUNG GEBEN SIE 'E' FUER EPDM ODER 'V' FUER VITON AN

*AU CODE DU JOINT EN NBR JOINDRE 'E' POUR EPDM OU 'V' POUR VITON

AMERICAN INTERCHANGE

VALVOLA/ACCIAIO INOX
POPPET/STAINLESS STEEL
VENTIL/EDELSTAHL
CLAPET/ACIER INOX

Caratteristiche tecniche I

- Intercambiabilità: serie Parker/Snap-Tite H
- Occlusione: valvola
- Aggancio: sfere radiali
- Materiale: acciaio inox AISI 316
- Filettature: BSP - NPT
- Guarnizioni standard: FKM
- Temperatura d'esercizio: -25 °C +200 °C
- Guarnizioni opzionali: FFKM, EPDM o altro
- Pressioni di esercizio: 200-400 bar
- Connessione in pressione: non consentita



Technical data E

- Interchange: Parker/Snap-Tite H series
- Occlusion: poppet
- Locking: radial balls
- Material: stainless steel AISI 316
- Threads: BSP - NPT
- Standard seals: FKM
- Working temperature: -25 °C +200 °C
- Optional seals: FFKM, EPDM or more
- Working pressure: 200-400 bar
- Connection under pressure: not allowed

Nominal size	Max working pressure	Rated flow	Max flow rate	Min burst pressure			Fluid spillage			
				Male	Female	Coupled				
DNP	BG	ISO	mm	MPa	l/min	l/min	MPa	MPa	MPa	cc
06	1	6.3	6.4	40	12	24	180	165	143	2
10	2	10	8.5	35	23	46	120	210	180	3.2
13	3	12.5	10	25	45	90	84	78	77	4
20	4	19	16.7	14	106	212	47	43	78	14
25	5	25	22	20	189	380	71	76	75	20

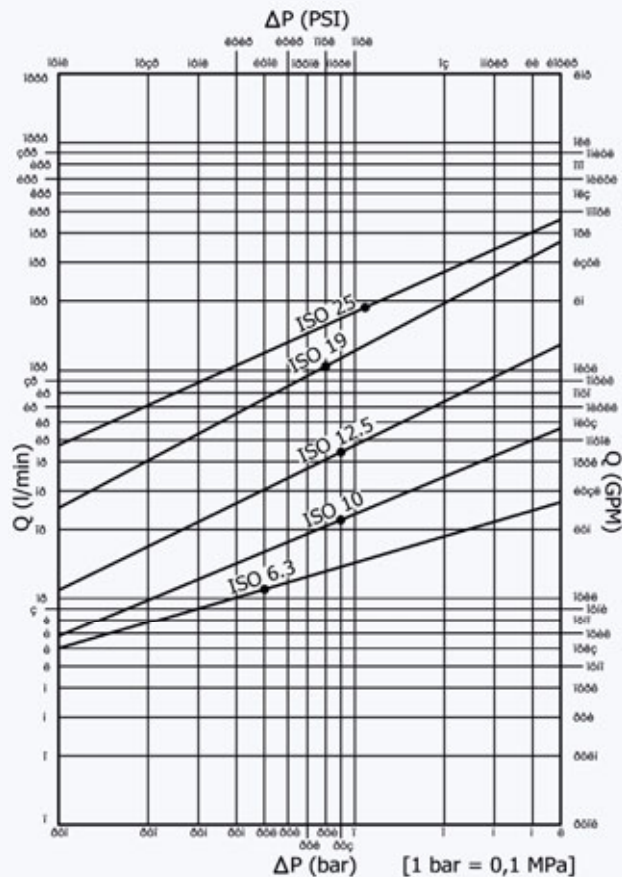
1 MPa = 145.04 psi • 1 l = 0.264 gal

Technische Merkmale D

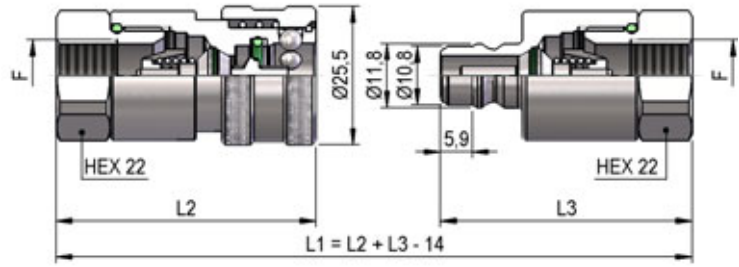
- Austauschbarkeit: Parker/Snap-Tite H Serie
- Verschluss: ventil
- Kupplung: Radial Kugeln
- Werkstoff: rostfreiem Stahl AISI 316
- Gewinde: BSP - NPT
- Standard-Dichtungen: FKM
- Betriebstemperatur: -25 °C +200 °C
- Dichtungen nach Wahl: FFKM, EPDM, usw.
- Betriebsdruck: 200-400 bar
- Kuppeln unter Druck: nicht möglich

Caracteristiques techniques F

- Intercambiabilité: série Parker/Snap-Tite H
- Obturation: clapet
- Accrochage: billes radiales
- Matériel: acier inoxydable AISI 316
- Taraudage: BSP - NPT
- Joints standard: FKM
- Température de service: -25 °C +200 °C
- Joints facultatifs: FFKM, EPDM, ect.
- Pression de service: 200-400 bar
- Connexion sous pression: pas possible

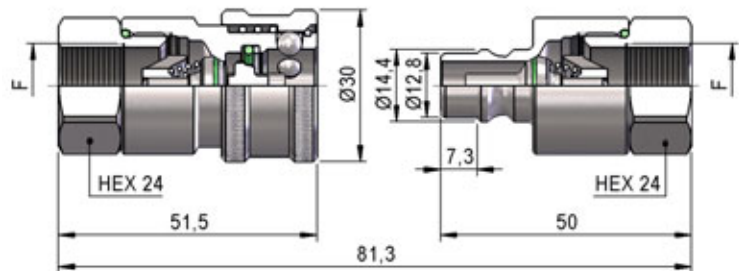


PNVX DN06 - BG 1 - ISO 6.3



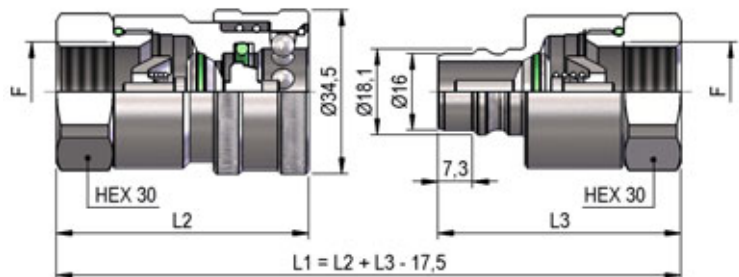
THREADS	L2	L3	L4	F	STANDARD	FEMMINA - FEMALE - MUFFE - FEMELLE			MASCHIO - MALE - STECKER - MALE		
						COD. F	Weight (g)	Packaging (pcs.)	COD. M	Weight (g)	Packaging (pcs.)
IG 1	48	46.5		BSP 1/4"	DIN 3852-2-X	PNVX.0606.002	90	168	PNVX.0606.003	64	224
	48	46.5		NPT 1/4"	ANSI B1.20.3	PNVX.0606.012	90	168	PNVX.0606.013	64	224
AG 7	59	57.5	14	NPT 1/4"	ANSI B1.20.3	PNVX.0606.022	100	168	PNVX.0606.023	73	224

PNVX DN10 - BG 2 - ISO 10

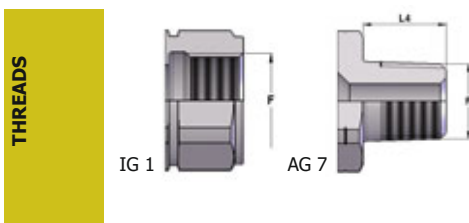


F	STANDARD	FEMMINA - FEMALE - MUFFE - FEMELLE			MASCHIO - MALE - STECKER - MALE		
		COD. F	Weight (g)	Packaging (pcs.)	COD. M	Weight (g)	Packaging (pcs.)
BSP 3/8"	DIN 3852-2-X	PNVX.1010.002	153	120	PNVX.1010.003	104	168
NPT 3/8"	ANSI B1.20.3	PNVX.1010.012	155	120	PNVX.1010.013	106	168

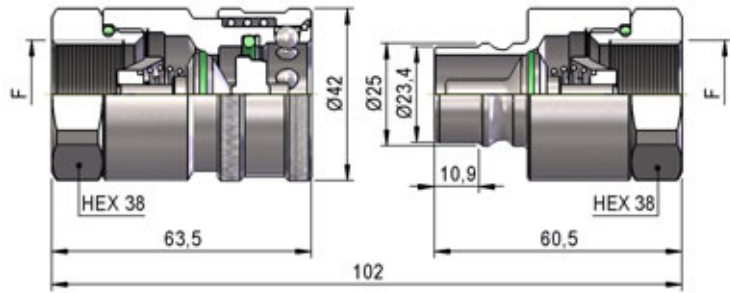
PNVX DN13 - BG 3 - ISO 12.5



THREADS	L2	L3	L4	F	STANDARD	FEMMINA - FEMALE - MUFFE - FEMELLE			MASCHIO - MALE - STECKER - MALE		
						COD. F	Weight (g)	Packaging (pcs.)	COD. M	Weight (g)	Packaging (pcs.)
IG 1	53	51		BSP 1/2"	DIN 3852-2-X	PNVX.1313.002	214	45	PNVX.1313.003	136	55
	53	51		NPT 1/2"	ANSI B1.20.3	PNVX.1313.012	215	45	PNVX.1313.013	137	55
AG 7	70	68	19	NPT 1/2"	ANSI B1.20.3	PNVX.1313.022	257	45	PNVX.1313.023	188	55

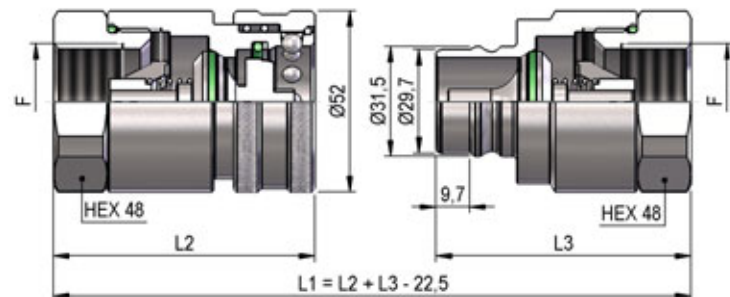


PNVX DN20 - BG 4 - ISO 19



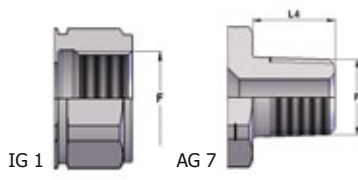
F	STANDARD	FEMMINA - FEMALE - MUFFE - FEMELLE			MASCHIO - MALE - STECKER - MALE		
		COD. F	Weight (g)	Packaging (pcs.)	COD. M	Weight (g)	Packaging (pcs.)
BSP 3/4"	DIN 3852-2-X	PNVX.2019.002	386	30	PNVX.2019.003	278	30
NPT 3/4"	ANSI B1.20.3	PNVX.2019.012	392	30	PNVX.2019.013	284	30

PNVX DN25 - BG 5 - ISO 25



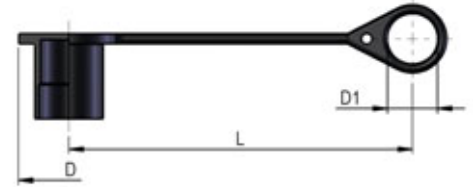
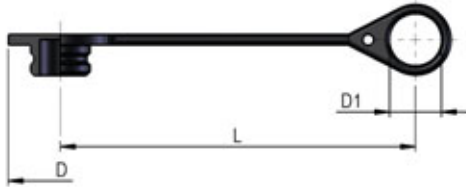
THREADS	L2	L3	L4	F	STANDARD	FEMMINA - FEMALE - MUFFE - FEMELLE			MASCHIO - MALE - STECKER - MALE		
						COD. F	Weight (g)	Packaging (pcs.)	COD. M	Weight (g)	Packaging (pcs.)
IG 1	75.2	73.3		BSP 1"	DIN 3852-2-X	PNVX.2525.002	713	20	PNVX.2525.003	522	20
				NPT 1"	ANSI B1.20.3	PNVX.2525.012	723	20	PNVX.2525.013	532	20
AG 7	97.2	95.3	24	NPT 1"	ANSI B1.20.3	PNVX.2525.022	827	20	PNVX.2525.023	639	20

THREADS

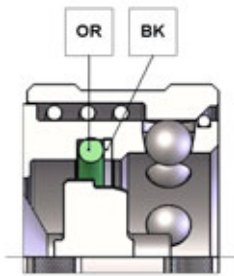


PLASTIC CAPS

NOMINAL SIZE				FEMALE DUST PLUG				MALE DUST CAP				COLOR	MATERIAL	
DNP	BG	ISO	COD. F	Dimensions			Weight (g)	COD. M	Dimensions			Weight (g)		
				D	L	D1			D	L	D1			
06	1	6.3	SPNV.06042	25	115	15	6	SPNV.06043	25	115	15	7	●	PVC
10	2	10	SPNV.10042	30	120	18	7	SPNV.10043	30	120	18	10	●	PVC
13	3	12.5	SPNV.13042	35	120	22	9	SPNV.13043	35	120	22	12	●	PVC
20	4	19	SPNV.20042	44	155	22	15	SPNV.20043	44	155	22	20	●	PVC
25	5	25	SPNV.25042	51	165	36	23	SPNV.25043	51	165	36	26	●	PVC



SPARE PARTS




NOMINAL SIZE			FEMALE GASKET	
DNP	BG	ISO	OR (KFM)	BK (PTFE)
06	1	6.3	PBV.004.120 V	PBV.004.130
10	2	10	PLK.013.120 V	PNV.010.130
13	3	12.5	PVS.006.120 V	PNV.013.130
20	4	19	PBV.013.120 V	PBV.013.130
25	5	25	PLT.325.031 V	PNV.025.130

AMERICAN INTERCHANGE

PASSAGGIO LIBERO/ACCIAIO
 FREE FLOW/STEEL
 FREIER DURCHLAUF/STAHL
 PASSAGE LIBRE/ACIER

Caratteristiche tecniche I

- Intercambiabilità: serie Parker/Snap-Tite H
- Occlusione: passaggio libero
- Aggancio: sfere radiali
- Materiale: acciaio
- Finitura: Zn-Fe (Cr III)
- Filettature: BSP - NPT
- Guarnizioni standard: NBR
- Temperatura d'esercizio: -25 °C +100 °C
- Guarnizioni opzionali: FKM, EPDM o altro
- Pressioni di esercizio: 350-650 bar



Technical data E

- Interchange: Parker/Snap-Tite H series
- Occlusion: free flow
- Locking: radial balls
- Material: steel
- Finishing: Zn-Fe (Cr III)
- Threads: BSP - NPT
- Standard seals: NBR
- Working temperature: -25 °C +100 °C
- Optional seals: FKM, EPDM or more
- Working pressure: 350-650 bar

Nominal size				Max working pressure	Rated flow	Max flow rate	Min burst pressure			Fluid spillage
							Male	Female	Coupled	
DNP	BG	ISO	mm	MPa	l/min	l/min	MPa	MPa	MPa	cc
06	1	6.3	6.3	65	12	24	-	-	250	-
10	2	10	9	50	23	46	-	-	180	-
13	3	12.5	11.5	50	45	90	-	-	170	-
20	4	19	17.5	50	106	220	-	-	175	-
25	5	25	24.2	35	189	380	-	-	125	-

1 MPa = 145.04 psi • 1 l = 0.264 gal

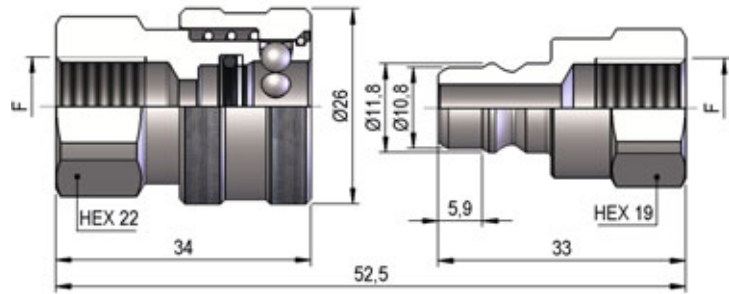
Technische Merkmale D

- Austauschbarkeit: Parker/Snap-Tite H Serie
- Verschluss: freier Durchlauf
- Kupplung: Radial Kugeln
- Werkstoff: Stahl
- Ausführung: Zn-Fe (Cr III)
- Gewinde: BSP - NPT
- Standard-Dichtungen: NBR
- Betriebstemperatur: -25 °C +100 °C
- Dichtungen nach Wahl: FKM, EPDM, usw.
- Betriebsdruck: 350-650 bar

Caracteristiques techniques F

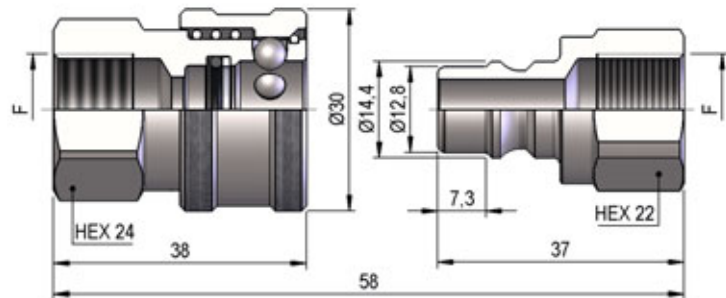
- Interchangeabilité: série Parker/Snap-Tite H
- Obturation: passage libre
- Accrochage: billes radiales
- Matériel: acier
- Traitement: Zn-Fe (Cr III)
- Taraudage: BSP - NPT
- Joints standard: NBR
- Température de service: -25 °C +100 °C
- Joints facultatifs: FKM, EPDM, ect.
- Pression de service: 350-650 bar

PNO1 DN06 - BG 1 - ISO 6.3



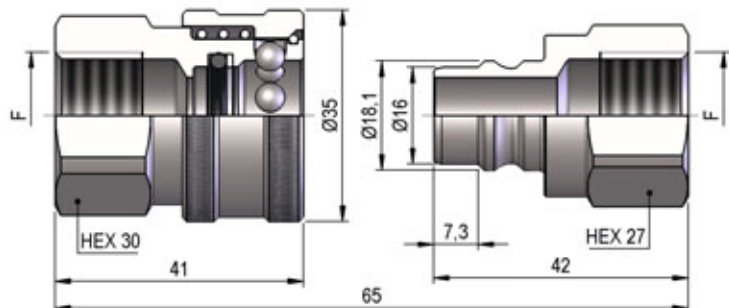
F	STANDARD	FEMMINA - FEMALE - MUFFE - FEMELLE			MASCHIO - MALE - STECKER - MALE		
		COD. F	Weight (g)	Packaging (pcs.)	COD. M	Weight (g)	Packaging (pcs.)
BSP 1/4"	DIN 3852-2-X	PNO1.0606.002	81	180	PNO1.0606.003	31	308
NPT 1/4"	ANSI B1.20.3	PNO1.0606.012	81	180	PNO1.0606.013	31	308

PNO1 DN10 - BG 2 - ISO 10



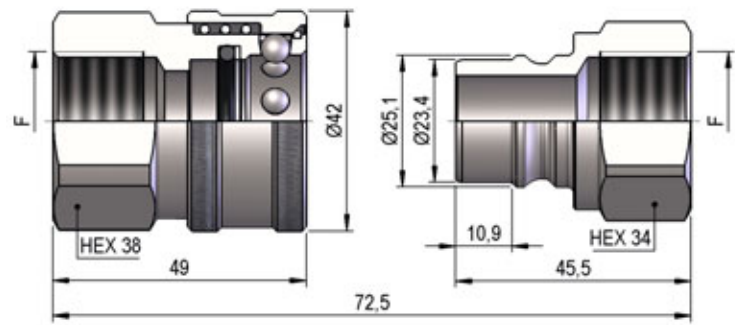
F	STANDARD	FEMMINA - FEMALE - MUFFE - FEMELLE			MASCHIO - MALE - STECKER - MALE		
		COD. F	Weight (g)	Packaging (pcs.)	COD. M	Weight (g)	Packaging (pcs.)
BSP 3/8"	DIN 3852-2-X	PNO1.1010.002	107	144	PNO1.1010.003	42	240
NPT 3/8"	ANSI B1.20.3	PNO1.1010.012	110	144	PNO1.1010.013	44	240

PNO1 DN13 - BG 3 - ISO 12.5



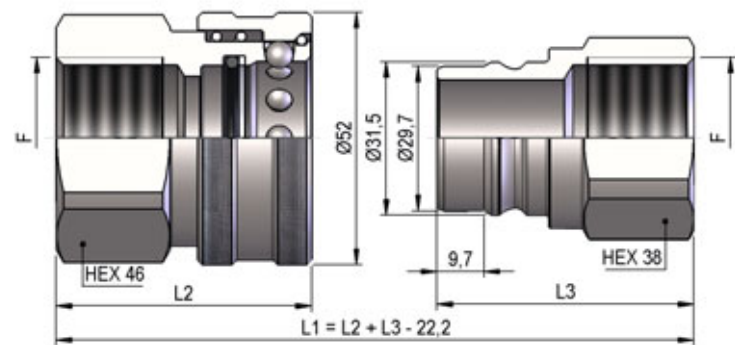
F	STANDARD	FEMMINA - FEMALE - MUFFE - FEMELLE			MASCHIO - MALE - STECKER - MALE		
		COD. F	Weight (g)	Packaging (pcs.)	COD. M	Weight (g)	Packaging (pcs.)
BSP 1/2"	DIN 3852-2-X	PNO1.1313.002	150	90	PNO1.1313.003	72	160
NPT 1/2"	ANSI B1.20.3	PNO1.1313.012	152	90	PNO1.1313.013	74	160

PNO1 DN20 - BG 4 - ISO 19



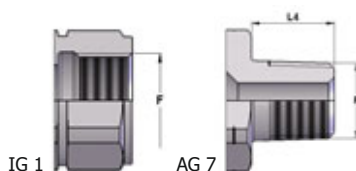
F	STANDARD	FEMMINA - FEMALE - MUFFE - FEMELLE			MASCHIO - MALE - STECKER - MALE		
		COD. F	Weight (g)	Packaging (pcs.)	COD. M	Weight (g)	Packaging (pcs.)
BSP 3/4"	DIN 3852-2-X	PNO1.2019.002	228	30	PNO1.2019.003	120	96
NPT 3/4"	ANSI B1.20.3	PNO1.2019.012	234	30	PNO1.2019.013	126	96

PNO1 DN25 - BG 5 - ISO 25



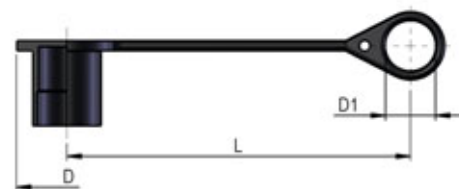
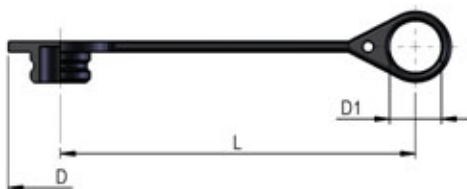
THREADS	L2	L3	L4	F	STANDARD	FEMMINA - FEMALE - MUFFE - FEMELLE			MASCHIO - MALE - STECKER - MALE		
						COD. F	Weight (g)	Packaging (pcs.)	COD. M	Weight (g)	Packaging (pcs.)
IG 1	52.5	53		BSP 1"	DIN 3852-2-X	PNO1.2525.002	421	20	PNO1.2525.003	151	35
				NPT 1"	ANSI B1.20.3	PNO1.2525.012	441	20	PNO1.2525.013	171	35
AG 7	61	61.5	21.5	NPT 1"	ANSI B1.20.3	PNO1.2525.022	462	20	PNO1.2525.023	192	35

THREADS



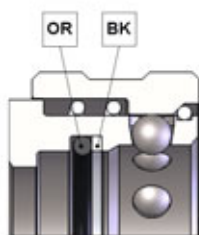
PLASTIC CAPS

NOMINAL SIZE			FEMALE DUST PLUG				MALE DUST CAP				COLOR	MATERIAL		
DNP	BG	ISO	COD. F	Dimensions			Weight (g)	COD. M	Dimensions			Weight (g)		
				D	L	D1			D	L	D1			
06	1	6.3	SPNV.06042	25	115	15	6	SPNV.06043	25	115	15	7	●	PVC
10	2	10	SPNV.10042	30	120	18	7	SPNV.10043	30	120	18	10	●	PVC
13	3	12.5	SPNV.13042	35	120	22	9	SPNV.13043	35	120	22	12	●	PVC
20	4	19	SPNV.20042	44	155	22	15	SPNV.20043	44	155	22	20	●	PVC
25	5	25	SPNV.25042	51	165	36	23	SPNV.25043	51	165	36	26	●	PVC



SPARE PARTS

NOMINAL SIZE			FEMALE GASKET	
DNP	BG	ISO	OR (NBR*)	BK (PTFE)
06	1	6.3	PBV.004.120	PBV.004.130
10	2	10	PLK.013.120	PNV.010.130
13	3	12.5	PVS.006.120	PNV.013.130
20	4	19	PBV.013.120	PBV.013.130
25	5	25	PLT.325.031	PNV.025.130



*AL CODICE DELLA GUARNIZIONE IN NBR AGGIUNGERE 'E' PER EPDM O 'V' PER VITON

*TO THE NBR GASKET CODE ADD 'E' FOR EPDM OR 'V' FOR VITON

*ZU DER ARTIKELNR. DER NBR DICHTUNG GEBEN SIE 'E' FUER EPDM ODER 'V' FUER VITON AN


*AU CODE DU JOINT EN NBR JOINDRE 'E' POUR EPDM OU 'V' POUR VITON

AMERICAN INTERCHANGE

PASSAGGIO LIBERO/INOX
 FREE FLOW/STAINLESS STEEL
 FREIER DURCHLAUF/EDELSTAHL
 PASSAGE LIBRE/ACIER INOX

Caratteristiche tecniche **I**

- Intercambiabilità: serie Parker/Snap-Tite H
- Occlusione: passaggio libero
- Aggancio: sfere radiali
- Materiale: acciaio inox AISI 316
- Filettature: BSP - NPT
- Guarnizioni standard: FKM
- Temperatura d'esercizio: -25 °C +200 °C
- Guarnizioni opzionali: FFKM, EPDM o altro
- Pressioni di esercizio: 200-400 bar



Technical data **E**

- Interchange: Parker/Snap-Tite H series
- Occlusion: free flow
- Locking: radial balls
- Material: stainless steel AISI 316
- Threads: BSP - NPT
- Standard seals: FKM
- Working temperature: -25 °C +200 °C
- Optional seals: FFKM, EPDM or more
- Working pressure: 200-400 bar

Nominal size				Max working pressure	Rated flow	Max flow rate	Min burst pressure			Fluid spillage
DNP	BG	ISO	mm				Male	Female	Coupled	
06	1	6.3	6.3	40	10	20	-	-	120	-
10	2	10	9	40	23	46	-	-	140	-
13	3	12.5	11.5	40	45	90	-	-	150	-
20	4	19	17.5	25	185	370	-	-	78	-
25	5	25	24.2	20	285	570	-	-	62	-

1 MPa = 145.04 psi • 1 l = 0.264 gal

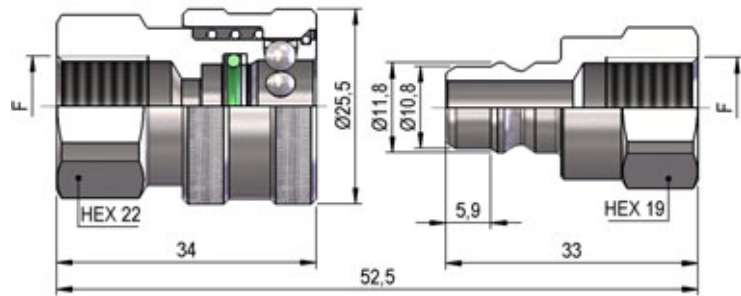
Technische Merkmale **D**

- Austauschbarkeit: Parker/Snap-Tite H Serie
- Verschluss: freier Durchlauf
- Kupplung: Radial Kugeln
- Werkstoff: rostfreiem Stahl AISI 316
- Gewinde: BSP - NPT
- Standard-Dichtungen: FKM
- Betriebstemperatur: -25 °C +200 °C
- Dichtungen nach Wahl: FFKM, EPDM, usw.
- Betriebsdruck: 200-400 bar

Caracteristiques techniques **F**

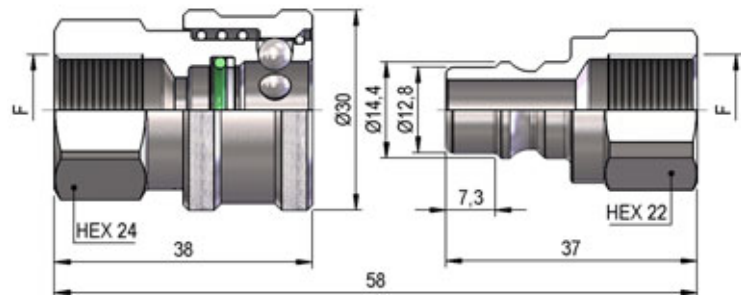
- Interchangeabilité: série Parker/Snap-Tite H
- Obturation: passage libre
- Accrochage: billes radiales
- Matériel: acier inoxydable AISI 316
- Taraudage: BSP - NPT
- Joints standard: FKM
- Température de service: -25 °C +200 °C
- Joints facultatifs: FFKM, EPDM, ect.
- Pression de service: 200-400 bar

PNOX DN06 - BG 1 - ISO 6.3



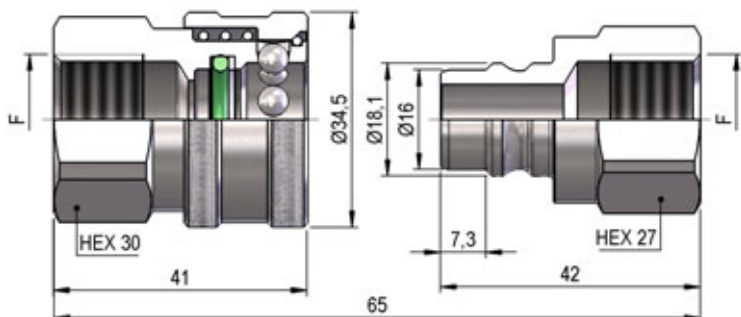
F	STANDARD	FEMMINA - FEMALE - MUFFE - FEMELLE			MASCHIO - MALE - STECKER - MALE		
		COD. F	Weight (g)	Packaging (pcs.)	COD. M	Weight (g)	Packaging (pcs.)
BSP 1/4"	DIN 3852-2-X	PNOX.0606.002	81	180	PNOX.0606.003	33	308
NPT 1/4"	ANSI B1.20.3	PNOX.0606.012	81	180	PNOX.0606.013	33	308

PNOX DN10 - BG 2 - ISO 10



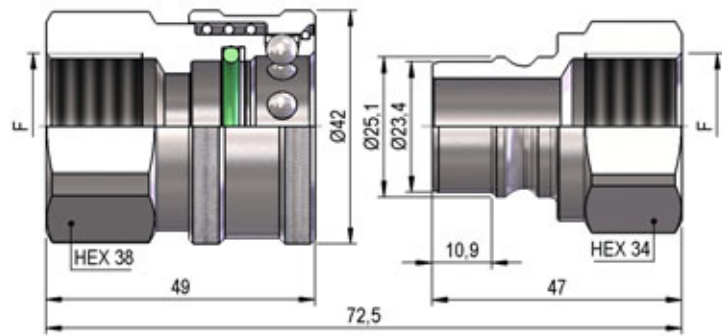
F	STANDARD	FEMMINA - FEMALE - MUFFE - FEMELLE			MASCHIO - MALE - STECKER - MALE		
		COD. F	Weight (g)	Packaging (pcs.)	COD. M	Weight (g)	Packaging (pcs.)
BSP 3/8"	DIN 3852-2-X	PNOX.1010.002	107	144	PNOX.1010.003	42	240
NPT 3/8"	ANSI B1.20.3	PNOX.1010.012	110	144	PNOX.1010.013	44	240

PNOX DN13 - BG 3 - ISO 12.5



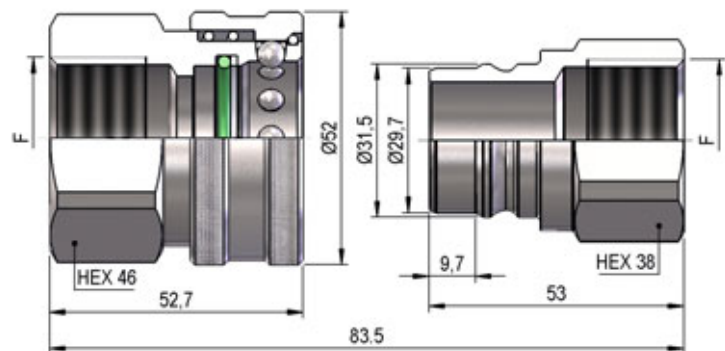
F	STANDARD	FEMMINA - FEMALE - MUFFE - FEMELLE			MASCHIO - MALE - STECKER - MALE		
		COD. F	Weight (g)	Packaging (pcs.)	COD. M	Weight (g)	Packaging (pcs.)
BSP 1/2"	DIN 3852-2-X	PNOX.1313.002	159	90	PNOX.1313.003	77	160
NPT 1/2"	ANSI B1.20.3	PNOX.1313.012	161	90	PNOX.1313.013	79	160

PNOX DN20 - BG 4 - ISO 19



F	STANDARD	FEMMINA - FEMALE - MUFFE - FEMELLE			MASCHIO - MALE - STECKER - MALE		
		COD. F	Weight (g)	Packaging (pcs.)	COD. M	Weight (g)	Packaging (pcs.)
BSP 3/4"	DIN 3852-2-X	PNOX.2019.002	228	30	PNOX.2019.003	130	96
NPT 3/4"	ANSI B1.20.3	PNOX.2019.012	234	30	PNOX.2019.013	136	96

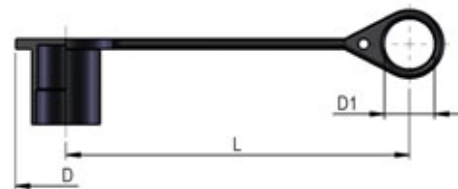
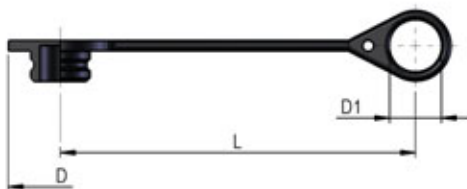
PNOX DN25 - BG 5 - ISO 25



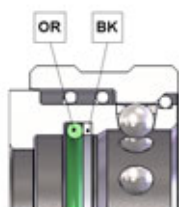
F	STANDARD	FEMMINA - FEMALE - MUFFE - FEMELLE			MASCHIO - MALE - STECKER - MALE		
		COD. F	Weight (g)	Packaging (pcs.)	COD. M	Weight (g)	Packaging (pcs.)
BSP 1"	DIN 3852-2-X	PNOX.2525.002	427	20	PNOX.2525.003	151	35
NPT 1"	ANSI B1.20.3	PNOX.2525.012	447	20	PNOX.2525.013	164	35

PLASTIC CAPS

NOMINAL SIZE			FEMALE DUST PLUG					MALE DUST CAP					COLOR	MATERIAL
DNP	BG	ISO	COD. F	Dimensions			Weight (g)	COD. M	Dimensions			Weight (g)		
				D	L	D1			D	L	D1			
06	1	6.3	SPNV.06042	25	115	15	6	SPNV.06043	25	115	15	7	●	PVC
10	2	10	SPNV.10042	30	120	18	7	SPNV.10043	30	120	18	10	●	PVC
13	3	12.5	SPNV.13042	35	120	22	9	SPNV.13043	35	120	22	12	●	PVC
20	4	19	SPNV.20042	44	155	22	15	SPNV.20043	44	155	22	20	●	PVC
25	5	25	SPNV.25042	51	165	36	23	SPNV.25043	51	165	36	26	●	PVC



SPARE PARTS




NOMINAL SIZE			FEMALE GASKET	
DNP	BG	ISO	OR (KFM)	BK (PTFE)
06	1	6.3	PBV.004.120 V	PBV.004.130
10	2	10	PLK.013.120 V	PNV.010.130
13	3	12.5	PVS.006.120 V	PNV.013.130
20	4	19	PBV.013.120 V	PBV.013.130
25	5	25	PLT.325.031 V	PNV.025.130

PUSH PULL

VALVOLA
POPPET
VENTIL
CLAPET

Caratteristiche tecniche I

- Norma: ISO 7241 A
- Ghiera: doppia azione
- Occlusione: valvola
- Aggancio: sfere radiali
- Materiale: acciaio
- Finitura: Zn-Fe (Cr III)
- Filettature: BSP - NPT - SAE - METRICHE
- Guarnizioni standard: NBR
- Temperatura d'esercizio: -25 °C +100 °C
- Guarnizioni opzionali: FKM, EPDM o altro
- Pressioni di esercizio: 250 bar
- Connessione in pressione: non consentita



Technical data E

- Standard: ISO 7241 A
- Sleeve: double acting
- Occlusion: poppet
- Locking: radial balls
- Material: steel
- Finishing: Zn-Fe (Cr III)
- Threads: BSP - NPT - SAE - METRICS
- Standard seals: NBR
- Working temperature: -25 °C +100 °C
- Optional seals: FKM, EPDM or more
- Working pressure: 250 bar
- Connection under pressure: not allowed

Nominal size				Max working pressure	Rated flow	Max flow rate	Min burst pressure			Fluid spillage
DNP	BG	ISO	mm				Male	Female	Coupled	
13	3	12.5	10.5	25 MPa	45 l/min	90 l/min	100 MPa	160 MPa	120 MPa	2.7 cc

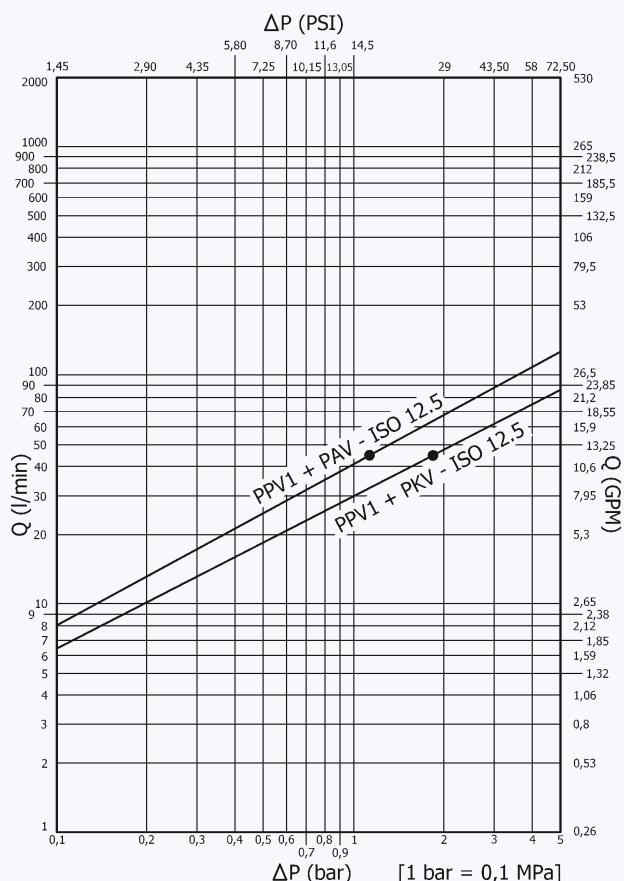
1 MPa = 145.04 psi • 1 l = 0.264 gal

Technische Merkmale D

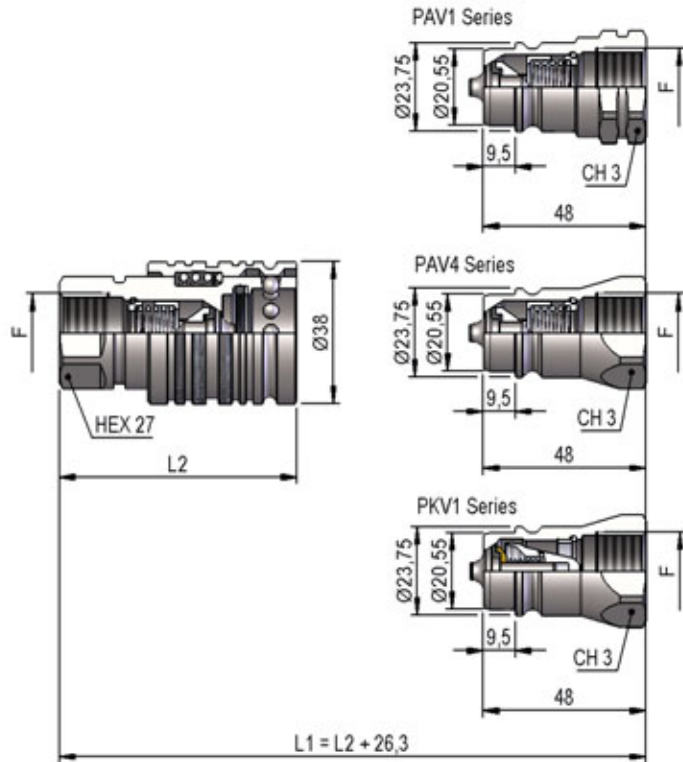
- Norm: ISO 7241 A
- Hülse: doppelwirkend
- Verschluss: ventil
- Kupplung: Radial Kugeln
- Werkstoff: Stahl
- Ausführung: Zn-Fe (Cr III)
- Gewinde: BSP - NPT - SAE - METRISCHE
- Standard-Dichtungen: NBR
- Betriebstemperatur: -25 °C +100 °C
- Dichtungen nach Wahl: FKM, EPDM, usw.
- Betriebsdruck: 250 bar
- Kuppeln unter Druck: nicht möglich

Caracteristiques techniques F

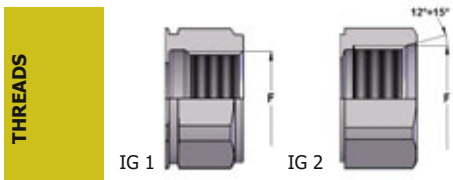
- Norme: ISO 7241 A
- Douille: double action
- Obturation: clapet
- Accrochage: billes radiales
- Matériel: acier
- Traitement: Zn-Fe (Cr III)
- Taraudage: BSP - NPT - SAE - METRIQUES
- Joints standard: NBR
- Température de service: -25 °C +100 °C
- Joints facultatifs: FKM, EPDM, ect.
- Pression de service: 250 bar
- Connexion sous pression: pas possible



PPV1 DN13 - BG 3 - ISO 12.5

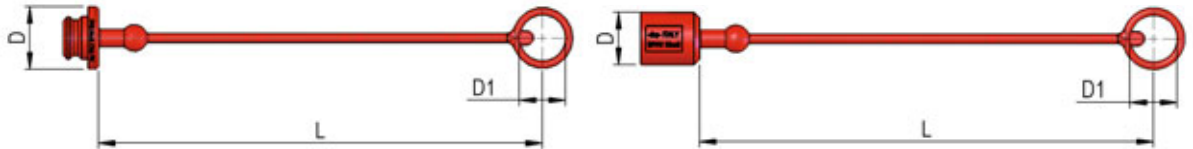


THREADS	CH3	L2	F	STANDARD	FEMMINA - FEMALE - MUFFE - FEMELLE			MASCHIO - MALE - STECKER - MALE		
					COD. F	Weight (g)	Packaging (pcs.)	COD. M	Weight (g)	Packaging (pcs.)
IG 1	27	70	BSP 1/2"	DIN 3852-2-X	PPV1.1313.002	298	50	PAV1.1313.003	97	200
	27		BSP 1/2"	DIN 3852-2-X				PAV4.1313.003	94	200
	27		BSP 1/2"	DIN 3852-2-X				PKV1.1313.003	99	200
	27	70	NPT 1/2"	ANSI B1.20.3	PPV1.1313.012	300	50	PAV1.1313.013	98	200
	27		NPT 1/2"	ANSI B1.20.3				PKV1.1313.013	100	200
				NPT 3/4"	ANSI B1.20.3			PKV1.1319.013	135	110
IG 2	27	66.5	M22x1.5	SAE J 2244/1	PPV1.1322.102	280	50	PAV1.1322.103	90	200
	27	70	3/4"-16 UNF 2B	SAE J 1926-1	PPV1.1319.032	305	50	PAV4.1319.033	101	200
	27		3/4"-16 UNF 2B	SAE J 1926-1				PKV1.1319.033	103	200
	27		7/8"-14 UNF 2B	SAE J 1926-1				PKV1.1323.033	90	200



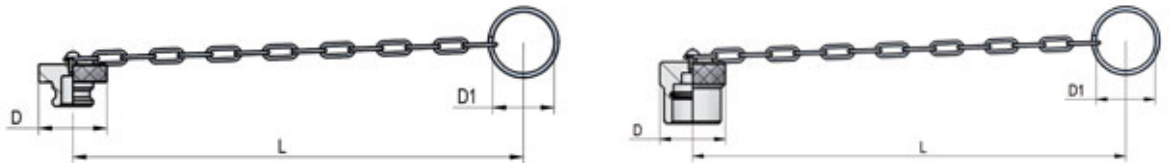
PLASTIC CAPS

NOMINAL SIZE		FEMALE DUST PLUG				MALE DUST CAP				COLOR	MATERIAL			
DNP	BG	ISO	COD. F	Dimensions			Weight	COD. M	Dimensions			Weight		
				D	L	D1	(g)		D	L	D1	(g)		
13	3	12.5	SPAV.13002	35	250	26	20	SPAV.13003	29	250	26	21	●	PVC
13	3	12.5	SPAV.13012	35	250	26	20	SPAV.13013	29	250	26	21	●	PVC
13	3	12.5	SPAV.13022	35	250	26	20	SPAV.13023	29	250	26	21	●	PVC
13	3	12.5	SPAV.13032	35	250	26	20	SPAV.13033	29	250	26	21	●	PVC
13	3	12.5	SPAV.13042	35	250	26	20	SPAV.13043	29	250	26	21	●	PVC
13	3	12.5	SPAV.13052	35	250	26	20	SPAV.13053	29	250	26	21	○	PVC
13	3	12.5	SPAV.13062	35	250	26	20	SPAV.13063	29	250	26	21	●	PVC



METAL CAPS

NOMINAL SIZE		FEMALE DUST PLUG				MALE DUST CAP				MATERIAL			
DNP	BG	ISO	COD. F	Dimensions			Weight	COD. M	Dimensions			Weight	
				D	L	D1	(g)		D	L	D1	(g)	
13	3	12.5	SPAV.13202	38	205	32	51	SPAV.13203	38	205	32	70	Aluminum

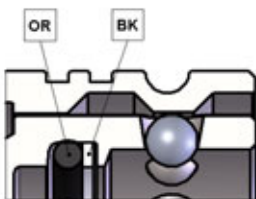


AUTOMATIC CAPS

NOMINAL SIZE		AUTOMATIC FEMALE CAP				AUTOMATIC MALE CAP				COLOR	MATERIAL	
DNP	BG	ISO	COD. F	Dimensions		Weight	COD. M	Dimensions		Weight		
				D	S	(g)		D	S	(g)		
13	3	12.5	SPPV.13302	46	18.4	24	SPPV.13303	46	33	60	●	Nylon
13	3	12.5	SPPV.13312	46	18.4	24	-	-	-	-	●	Nylon
13	3	12.5	SPPV.13322	46	18.4	24	-	-	-	-	●	Nylon
13	3	12.5	SPPV.13332	46	18.4	24	SPPV.13333	46	33	60	●	Nylon
13	3	12.5	SPPV.13342	46	18.4	24	SPPV.13343	46	33	60	●	Nylon



SPARE PARTS



NOMINAL SIZE		FEMALE GASKET		
DNP	BG	ISO	OR (NBR*)	BK (PTFE)
13	3	12.5	PAV.013.120	PAV.013.130

*AL CODICE DELLA GUARNIZIONE IN NBR AGGIUNGERE 'E' PER EPDM O 'V' PER VITON

*TO THE NBR GASKET CODE ADD 'E' FOR EPDM OR 'V' FOR VITON

*ZU DER ARTIKELNR. DER NBR DICHTUNG GEBEN SIE 'E' FUER EPDM ODER 'V' FUER VITON AN


*AU CODE DU JOINT EN NBR JOINDRE 'E' POUR EPDM OU 'V' POUR VITON

PUSH PULL

SFERA
BALL
KUGEL
BILLE

Caratteristiche tecniche I

- Norma: ISO 7241 A
- Ghiera: doppia azione
- Occlusione: sfera
- Aggancio: sfere radiali
- Materiale: acciaio
- Finitura: Zn-Fe (Cr III)
- Filettature: BSP - NPT
- Guarnizioni standard: NBR
- Temperatura d'esercizio: -25 °C +100 °C
- Guarnizioni opzionali: FKM, EPDM o altro
- Pressioni di esercizio: 200 bar
- Connessione in pressione: non consentita



Technical data E

- Standard: ISO 7241 A
- Sleeve: double acting
- Occlusion: ball
- Locking: radial balls
- Material: steel
- Finishing: Zn-Fe (Cr III)
- Threads: BSP - NPT
- Standard seals: NBR
- Working temperature: -25 °C +100 °C
- Optional seals: FKM, EPDM or more
- Working pressure: 200 bar
- Connection under pressure: not allowed

Nominal size				Max working pressure	Rated flow	Max flow rate	Min burst pressure			Fluid spillage
DNP	BG	ISO	mm				Male	Female	Coupled	
13	3	12.5	8.9	20	30	55	80	96	130	1.9

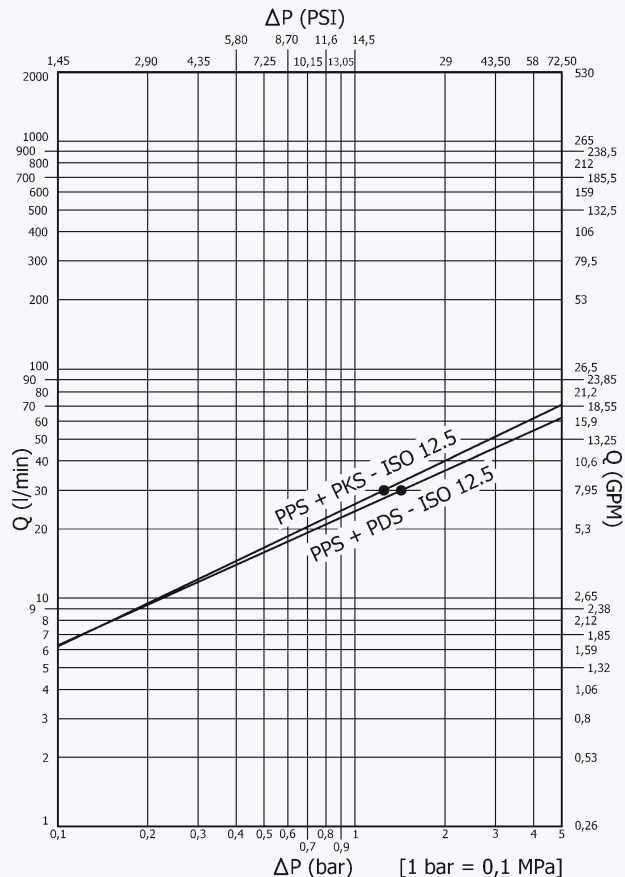
1 MPa = 145.04 psi • 1 l = 0.264 gal

Technische Merkmale D

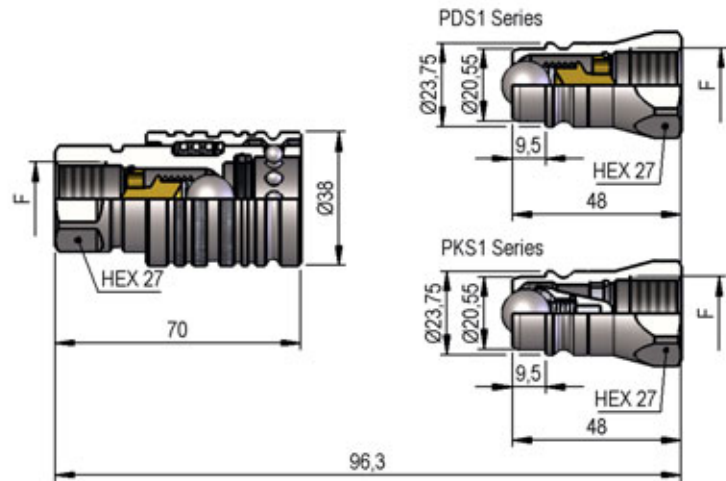
- Norm: ISO 7241 A
- Hülse: doppelwirkend
- Verschluss: kugel
- Kupplung: Radial Kugeln
- Werkstoff: Stahl
- Ausführung: Zn-Fe (Cr III)
- Gewinde: BSP - NPT
- Standard-Dichtungen: NBR
- Betriebstemperatur: -25 °C +100 °C
- Dichtungen nach Wahl: FKM, EPDM, usw.
- Betriebsdruck: 200 bar
- Kuppeln unter Druck: nicht möglich

Caracteristiques techniques F

- Norme: ISO 7241 A
- Douille: double action
- Obturation: bille
- Accrochage: billes radiales
- Matériel: acier
- Traitement: Zn-Fe (Cr III)
- Taraudage: BSP - NPT
- Joints standard: NBR
- Température de service: -25 °C +100 °C
- Joints facultatifs: FKM, EPDM, ect.
- Pression de service: 200 bar
- Connexion sous pression: pas possible



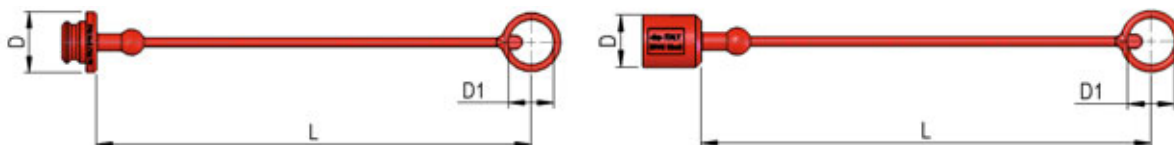
PPS1 DN13 - BG 3 - ISO 12.5



F	STANDARD	FEMMINA - FEMALE - MUFFE - FEMELLE			MASCIO - MALE - STECKER - MALE		
		COD. F	Weight (g)	Packaging (pcs.)	COD. M	Weight (g)	Packaging (pcs.)
BSP 1/2"	DIN 3852-2-X	PPS1.1313.002	305	50	PDS1.1313.003	101	200
BSP 1/2"	DIN 3852-2-X				PKS1.1313.003	99	200
NPT 1/2"	ANSI B1.20.3	PPS1.1313.012	307	50	PDS1.1313.013	103	200
NPT 1/2"	ANSI B1.20.3				PKS1.1313.013	100	200

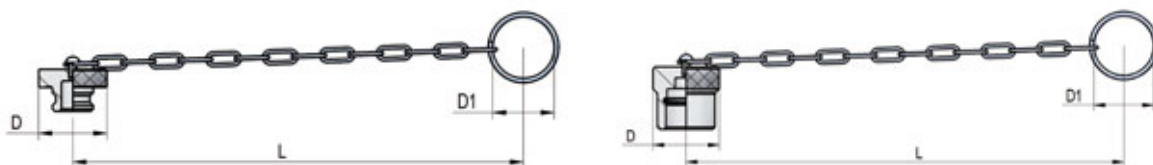
PLASTIC CAPS

NOMINAL SIZE		FEMALE DUST PLUG						MALE DUST CAP						COLOR	MATERIAL
DNP	BG	ISO	COD. F	Dimensions			Weight (g)	COD. M	Dimensions			Weight (g)			
				D	L	D1			D	L	D1				
13	3	12.5	SPAV.13002	35	250	26	20	SPAV.13003	29	250	26	21	●	PVC	
13	3	12.5	SPAV.13012	35	250	26	20	SPAV.13013	29	250	26	21	●	PVC	
13	3	12.5	SPAV.13022	35	250	26	20	SPAV.13023	29	250	26	21	●	PVC	
13	3	12.5	SPAV.13032	35	250	26	20	SPAV.13033	29	250	26	21	●	PVC	
13	3	12.5	SPAV.13042	35	250	26	20	SPAV.13043	29	250 <td 26	21	●	PVC		
13	3	12.5	SPAV.13052	35	250	26	20	SPAV.13053	29	250	26	21	○	PVC	
13	3	12.5	SPAV.13062	35	250	26	20	SPAV.13063	29	250	26	21	●	PVC	



METAL CAPS

NOMINAL SIZE		FEMALE DUST PLUG						MALE DUST CAP						MATERIAL
DNP	BG	ISO	COD. F	Dimensions			Weight (g)	COD. M	Dimensions			Weight (g)		
				D	L	D1			D	L	D1			
13	3	12.5	SPAV.13202	38	205	32	51	SPAV.13203	38	205	32	70	Aluminum	



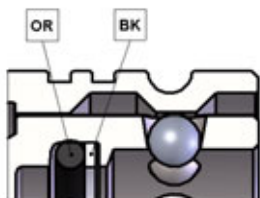
AUTOMATIC CAPS

NOMINAL SIZE		AUTOMATIC FEMALE CAP					AUTOMATIC MALE CAP					COLOR	MATERIAL
DNP	BG	ISO	COD. F	Dimensions		Weight (g)	COD. M	Dimensions		Weight (g)			
				D	S			D	S				
13	3	12.5	SPPV.13302	46	18.4	24	SPPV.13303	46	33	60	●	Nylon	
13	3	12.5	SPPV.13312	46	18.4	24	-	-	-	-	●	Nylon	
13	3	12.5	SPPV.13322	46	18.4	24	-	-	-	-	●	Nylon	
13	3	12.5	SPPV.13332	46	18.4	24	SPPV.13333	46	33	60	●	Nylon	
13	3	12.5	SPPV.13342	46	18.4	24	SPPV.13343	46	33	60	●	Nylon	



SPARE PARTS

NOMINAL SIZE		FEMALE GASKET			
DNP	BG	ISO	OR (NBR*)	BK (PTFE)	
13	3	12.5	PAV.013.120	PAV.013.130	



*AL CODICE DELLA GUARNIZIONE IN NBR AGGIUNGERE 'E' PER EPDM O 'V' PER VITON
 *TO THE NBR GASKET CODE ADD 'E' FOR EPDM OR 'V' FOR VITON
 *ZU DER ARTIKELNR. DER NBR DICHTUNG GEBEN SIE 'E' FUER EPDM ODER 'V' FUER VITON AN
 *AU CODE DU JOINT EN NBR JOINDRE 'E' POUR EPDM OU 'V' POUR VITON


PUSH PULL

VALVOLA
POPPET
VENTIL
CLAPET



Caratteristiche tecniche **I**

- Norma: ISO 7241 A (DN10→DN25)
- Ghiera: doppia azione
- Occlusione: valvola
- Aggancio: sfere radiali
- Materiale: acciaio
- Finitura: Zn-Fe (Cr III)
- Filettature: BSP - NPT - SAE - METRICHE
- Guarnizioni standard: NBR
- Temperatura d'esercizio: -25 °C +100 °C
- Guarnizioni opzionali: FKM, EPDM o altro
- Pressioni di esercizio: 225-350 bar
- Connessione in pressione: non consentita



Technical data **E**

- Standard: ISO 7241 A (DN10→DN25)
- Sleeve: double acting
- Occlusion: poppet
- Locking: radial balls
- Material: steel
- Finishing: Zn-Fe (Cr III)
- Threads: BSP - NPT - SAE - METRICS
- Standard seals: NBR
- Working temperature: -25 °C +100 °C
- Optional seals: FKM, EPDM or more
- Working pressure: 225-350 bar
- Connection under pressure: not allowed

Nominal size	Max working pressure	Rated flow	Max flow rate	Min burst pressure			Fluid spillage			
				Male	Female	Coupled				
DNP	BG	ISO	mm	MPa	l/min	l/min	MPa	MPa	MPa	cc
06	1	6.3	5	35	12	17	100	240	170	0.5
10	2	10	8.5	30	23	46	130	150	130	1.9
13	3	12.5	10.5	25	45	90	95	160	110	2.7
20	4	20	15.7	25	106	190	120	140	110	9.3
25	5	25	17.3	22.5	189	280	90	110	100	16

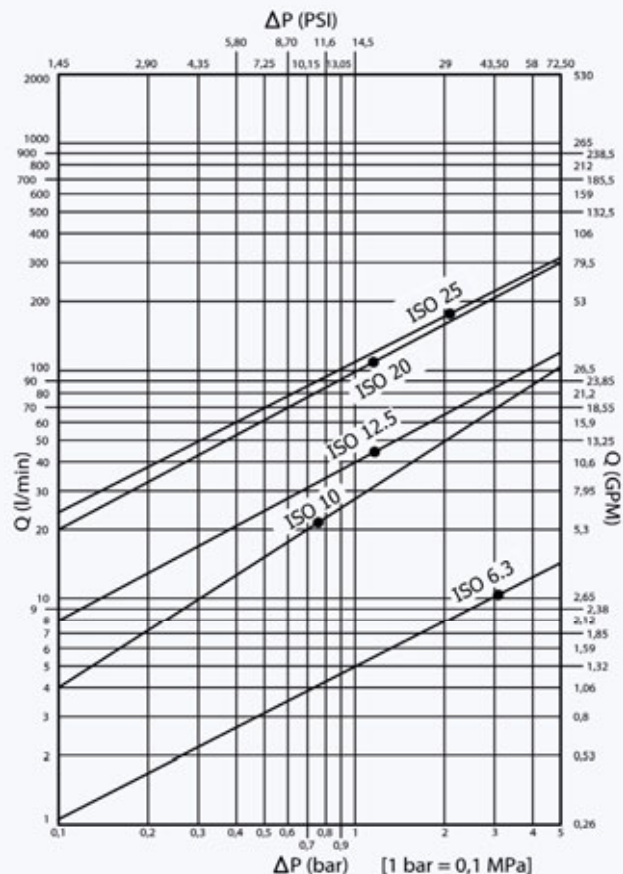
1 MPa = 145.04 psi • 1 l = 0.264 gal

Technische Merkmale **D**

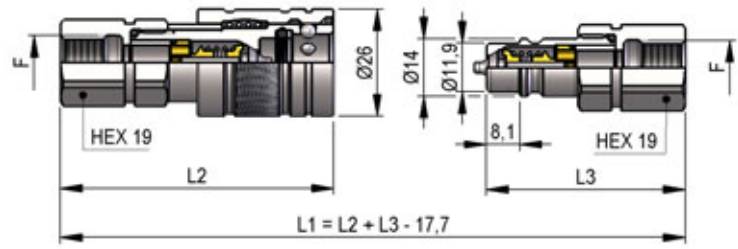
- Norm: ISO 7241 A (DN10→DN25)
- Hülse: doppelwirkend
- Verschluss: ventil
- Kupplung: Radial Kugeln
- Werkstoff: Stahl
- Ausführung: Zn-Fe (Cr III)
- Gewinde: BSP - NPT - SAE - METRISCHE
- Standard-Dichtungen: NBR
- Betriebstemperatur: -25 °C +100 °C
- Dichtungen nach Wahl: FKM, EPDM, usw.
- Betriebsdruck: 225-350 bar
- Kuppeln unter Druck: nicht möglich

Caracteristiques techniques **F**

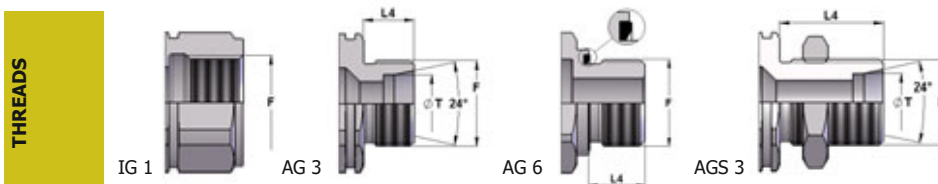
- Norme: ISO 7241 A (DN10→DN25)
- Douille: double action
- Obturation: clapet
- Accrochage: billes radiales
- Matériel: acier
- Traitement: Zn-Fe (Cr III)
- Taraudage: BSP - NPT - SAE - METRIQUES
- Joints standard: NBR
- Température de service: -25 °C +100 °C
- Joints facultatifs: FKM, EPDM, ect.
- Pression de service: 225-350 bar
- Connexion sous pression: pas possible



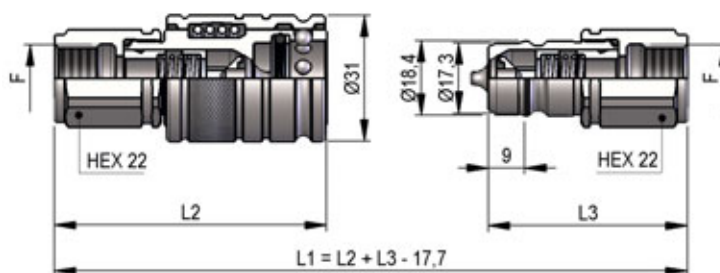
PPV3 DN06 - BG 1 - ISO 6.3



THREADS	L2	L3	L4	ØT	F	STANDARD	FEMMINA - FEMALE - MUFFE - FEMELLE			MASCHIO - MALE - STECKER - MALE		
							COD. F	Weight (g)	Packaging (pcs.)	COD. M	Weight (g)	Packaging (pcs.)
IG 1	64	45.5			BSP 1/4"	DIN 3852-2-X	PPV3.0606.112	147	180	PPV3.0606.113	55	300
	64	45.5			NPT 1/4"	ANSI B1.20.3	PPV3.0606.012	148	180	PPV3.0606.013	57	300
AG 6	64	44	12		BSP 1/4"	DIN 3852-11-X	PPV3.0606.322	139	180	PPV3.0606.323	48	300
AG 3	62	42	10	Ø8L	M14x1.5	ISO 8434-1-L	PPV3.0614.302	136	180	PPV3.0614.303	44	300
AGS 3	77	57	25	Ø8L	M14x1.5	ISO 8434-1-L	PPV3.0614.502	156	100	PPV3.0614.503	65	200

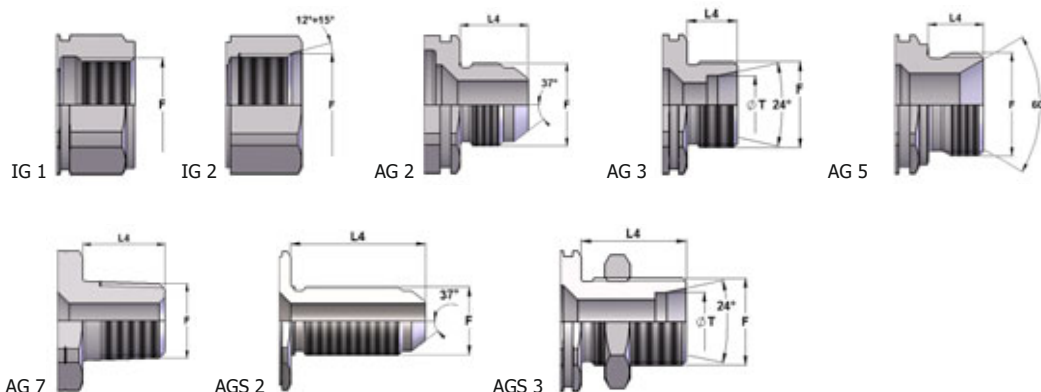


PPV3 DN10 - BG 2 - ISO 10

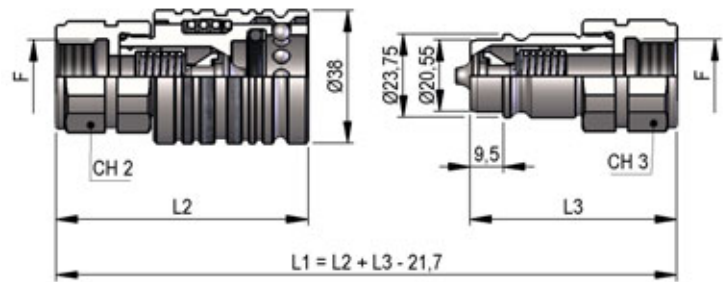


THREADS	L2	L3	L4	ØT	F	STANDARD	FEMMINA - FEMALE - MUFFE - FEMELLE			MASCHIO - MALE - STECKER - MALE		
							COD. F	Weight (g)	Packaging (pcs.)	COD. M	Weight (g)	Packaging (pcs.)
IG 1	67	49			BSP 1/4"	DIN 3852-2-X	PPV3.1006.112	195	60	PPV3.1006.113	82	150
	67	49			NPT 1/4"	ANSI B1.20.3	PPV3.1006.012	196	60	PPV3.1006.013	83	150
	67	49			RC 1/4"	EN 10226	PPV3.1006.042	198	60	PPV3.1006.043	84	150
	67	49			BSP 3/8"	DIN 3852-2-X	PPV3.1010.112	186	60	PPV3.1010.113	73	150
	67	49			NPT 3/8"	ANSI B1.20.3	PPV3.1010.012	188	60	PPV3.1010.013	74	150
	67	49			M16x1.5	ISO 6149-1	PPV3.1016.102	189	60	PPV3.1016.103	75	150
	67	49			M18x1.5	ISO 6149-1	PPV3.1018.102	182	60	PPV3.1018.103	69	150
IG 2	67	49			9/16"-18 UNF 2B	SAE J 1926-1	PPV3.1015.032	192	60	PPV3.1015.033	79	150
AG 2	68.9	50.9	14.1		9/16"-18 UNF 2A	SAE J 514	PPV3.1015.302	180	60	PPV3.1015.303	66	150
AGS 2	88.1	70.1	33.3		9/16"-18 UNF 2A	SAE J 514	PPV3.1015.502	193	60	PPV3.1015.503	79	120
AG 5	69.3	51.3	12		BSP 3/8"	DIN 3852-2-B	PPV3.1010.212	188	60	PPV3.1010.213	75	150
	68.8	50.8	12		BSP 1/4"	DIN 3852-2-A	PPV3.1006.712	183	60	PPV3.1006.713	69	150
	69.3	51.3	12		BSP 3/8"	DIN 3852-2-A	PPV3.1010.712	188	60	PPV3.1010.713	75	150
AG 7	68.8	50.8	14		NPT 1/4"	ANSI B1.20.3	PPV3.1006.022	182	60	PPV3.1006.023	69	150
	68.8	50.8	14		R 1/4"-19	EN 10226	PPV3.1006.052	182	60	PPV3.1006.053	69	150
AG 3	64.8	46.8	10	06L	M12x1.5	ISO 8434-1-L	PPV3.1012.302	177	60	PPV3.1012.303	64	150
	64.8	46.8	10	08L	M14x1.5	ISO 8434-1-L	PPV3.1014.302	178	60	PPV3.1014.303	65	150
	65.8	47.8	11	10L	M16x1.5	ISO 8434-1-L	PPV3.1016.302	179	60	PPV3.1016.303	66	150
	65.8	47.8	11	12L	M18x1.5	ISO 8434-1-L	PPV3.1018.302	180	60	PPV3.1018.303	66	150
	66.8	48.8	12	08S	M16x1.5	ISO 8434-1-S	PPV3.1016.402	183	60	PPV3.1016.403	70	150
	66.8	48.8	12	10S	M18x1.5	ISO 8434-1-S	PPV3.1018.402	185	60	PPV3.1018.403	72	150
	66.8	48.8	12	12S	M20x1.5	ISO 8434-1-S	PPV3.1020.402	187	60	PPV3.1020.403	74	150
AGS 3	80.8	62.8	26	06L	M12x1.5	ISO 8434-1-L	PPV3.1012.502	194	60	PPV3.1012.503	81	120
	80.8	62.8	26	08L	M14x1.5	ISO 8434-1-L	PPV3.1014.502	198	60	PPV3.1014.503	85	120
	80.8	62.8	26	10L	M16x1.5	ISO 8434-1-L	PPV3.1016.502	204	60	PPV3.1016.503	90	120
	80.8	62.8	26	12L	M18x1.5	ISO 8434-1-L	PPV3.1018.502	209	60	PPV3.1018.503	95	120
	81.8	63.8	27	08S	M16x1.5	ISO 8434-1-S	PPV3.1016.602	212	60	PPV3.1016.603	99	120
	81.8	63.8	27	10S	M18x1.5	ISO 8434-1-S	PPV3.1018.602	219	60	PPV3.1018.603	105	120
	81.8	63.8	27	12S	M20x1.5	ISO 8434-1-S	PPV3.1020.602	228	60	PPV3.1020.603	115	120

THREADS

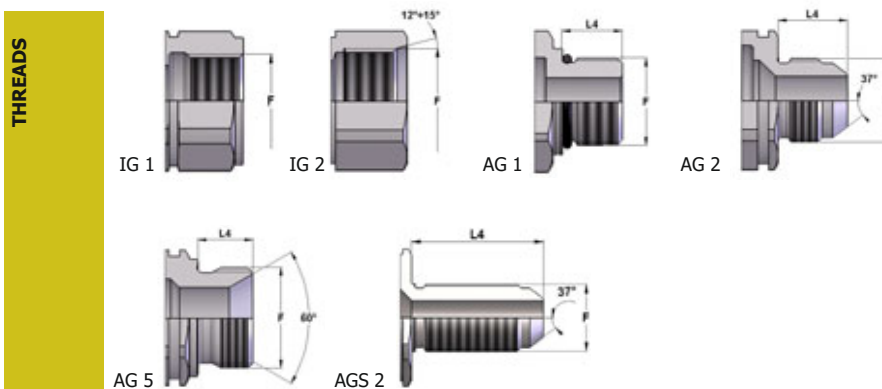


PPV3 DN13 - BG 3 - ISO 12.5



THREADS	CH2	L2	CH3	L3	L4	ØT	F	STANDARD	FEMMINA - FEMALE - MUFFE - FEMELLE			MASCHIO - MALE - STECKER - MALE		
									COD. F	Weight (g)	Packaging (pcs.)	COD. M	Weight (g)	Packaging (pcs.)
IG 1	30	72	30	59			BSP 3/8"	DIN 3852-2-X	PPV3.1310.112	324	35	PPV3.1310.113	166	60
	30	74.5	30	61.5			NPT 3/8"	ANSI B1.20.3	PPV3.1310.012	350	35	PPV3.1310.013	192	60
	30	74.5	30	59.5			RC 3/8"	EN 10226	PPV3.1310.042	345	35	PPV3.1310.043	187	60
	30	72	30	59			BSP 1/2"	DIN 3852-2-X	PPV3.1313.112	320	35	PPV3.1313.113	162	60
	30	75	30	62			NPT 1/2"	ANSI B1.20.3	PPV3.1313.012	334	35	PPV3.1313.013	176	60
	30	76.5	30	63.5			RC 1/2"	EN 10226	PPV3.1313.042	341	35	PPV3.1313.043	183	60
	36	77.5	36	64.5			BSP 3/4"	DIN 3852-2-X	PPV3.1319.112	373	35	PPV3.1319.113	215	40
	36	77.5	36	64.5			NPT 3/4"	ANSI B1.20.3	PPV3.1319.012	382	35	PPV3.1319.013	224	40
	30	72	30	59			M14x1.5	ISO 6149-1	PPV3.1314.102	333	35	PPV3.1314.103	175	60
	30	72	30	59			M16x1.5	ISO 6149-1	PPV3.1316.102	327	35	PPV3.1316.103	169	60
	30	72	30	59			M18x1.5	ISO 6149-1	PPV3.1318.102	321	35	PPV3.1318.103	163	60
	30	72	30	59			M20x1.5	ISO 6149-1	PPV3.1320.102	324	35	PPV3.1320.103	166	60
	27	72	27	59			BSP 3/8"	DIN 3852-2-X	PPV5.1310.112	305	35	PPV5.1310.113	147	76
	27	72	27	59			BSP 1/2"	DIN 3852-2-X	PPV5.1313.112	297	35	PPV5.1313.113	139	76
IG 2	30	72	30	59			9/16"-18 UNF 2B	SAE J 1926-1	PPV3.1315.032	331	35	PPV3.1315.033	173	60
	30	72	30	59			3/4"-16 UNF 2B	SAE J 1926-1	PPV3.1319.032	326	35	PPV3.1319.033	168	60
	30	76	30	63			7/8"-14 UNF 2B	SAE J 1926-1	PPV3.1323.032	325	35	PPV3.1323.033	167	60
	30	74	30	61			M16x1.5	SAE J 2244/1	PPV3.1316.112	341	35	PPV3.1316.113	183	60
	30	72	30	59			M22x1.5	SAE J 2244/1	PPV3.1322.102	328	35	PPV3.1322.103	170	60
AG 1	27	72.1	27	59.1	11.1		3/4"-16 UNF 2A	SAE J 1926-3	PPV5.1319.332	292	35	PPV5.1319.333	134	76
	30	75	30	62	16		M20x1.5	ISO 6149-2	PPV3.1320.222	311	35	PPV3.1320.223	153	60
AG 2	30	75.7	30	62.7	16.7		3/4"-16 UNF 2A	SAE J 514	PPV3.1319.302	301	35	PPV3.1319.303	143	60
	30	73.1	30	60.1	14.1		9/16"-18 UNF 2A	SAE J 514	PPV3.1315.302	292	35	PPV3.1315.303	134	60
AGS 2	30	96.6	30	83.6	37.6		3/4"-16 UNF 2A	SAE J 514	PPV3.1319.502	328	35	PPV3.1319.503	170	60
	30	100.1	30	87.1	41.1		7/8"-14 UNF 2A	SAE J 514	PPV3.1323.502	344	35	PPV3.1323.503	186	60
AG 5	30	73.5	30	60.5	12		BSP 3/8"	DIN 3852-2-B	PPV3.1310.212	302	35	PPV3.1310.213	144	60
	30	76	30	63	13		BSP 1/2"	DIN 3852-2-B	PPV3.1313.212	310	35	PPV3.1313.213	152	60
	30	70	30	57	11		M16x1.5	DIN 3863-U	PPV3.1316.702	294	35	PPV3.1316.703	136	60
	30	75	30	62	16		M20x1.5	DIN 3863-U	PPV3.1320.702	307	35	PPV3.1320.703	148	60
	30	73	30	60	14		M22x1.5	DIN 3863-U	PPV3.1322.702	304	35	PPV3.1322.703	146	60

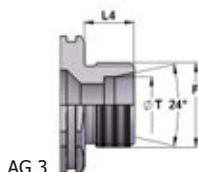
segue/follows/folgt/suite →



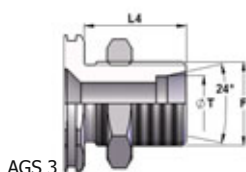
PPV3 DN13 - BG 3 - ISO 12.5

THREADS	CH2	L2	CH3	L3	L4	ØT	F	STANDARD	FEMMINA - FEMALE - MUFFE - FEMELLE			MASCHIO - MALE - STECKER - MALE		
									COD. F	Weight (g)	Packaging (pcs.)	COD. M	Weight (g)	Packaging (pcs.)
AG 3	30	69	30	56	10	08L	M14x1.5	ISO 8434-1-L	PPV3.1314.302	292	35	PPV3.1314.303	134	60
	30	70	30	57	11	10L	M16x1.5	ISO 8434-1-L	PPV3.1316.302	293	35	PPV3.1316.303	135	60
	30	70	30	57	11	12L	M18x1.5	ISO 8434-1-L	PPV3.1318.302	294	35	PPV3.1318.303	136	60
	30	71	30	58	12	15L	M22x1.5	ISO 8434-1-L	PPV3.1322.302	299	35	PPV3.1322.303	141	60
	30	71	30	58	12	18L	M26x1.5	ISO 8434-1-L	PPV3.1326.302	304	35	PPV3.1326.303	146	60
	30	71	30	58	12	10S	M18x1.5	ISO 8434-1-S	PPV3.1318.402	299	35	PPV3.1318.403	141	60
	30	71	30	58	12	12S	M20x1.5	ISO 8434-1-S	PPV3.1320.402	301	35	PPV3.1320.403	143	60
	30	73	30	60	14	14S	M22x1.5	ISO 8434-1-S	PPV3.1322.402	306	35	PPV3.1322.403	148	60
	30	73	30	60	14	16S	M24x1.5	ISO 8434-1-S	PPV3.1324.402	307	35	PPV3.1324.403	149	60
	30	75	30	62	16	20S	M30x2	ISO 8434-1-S	PPV3.1330.402	323	35	PPV3.1330.403	165	60
	27	69	27	56	10	08L	M14x1.5	ISO 8434-1-L	PPV5.1314.302	279	35	PPV5.1314.303	121	76
	27	70	27	57	11	10L	M16x1.5	ISO 8434-1-L	PPV5.1316.302	293	35	PPV5.1316.303	135	76
	27	70	27	57	11	12L	M18x1.5	ISO 8434-1-L	PPV5.1318.302	281	35	PPV5.1318.303	123	76
	27	71	27	58	12	15L	M22x1.5	ISO 8434-1-L	PPV5.1322.302	286	35	PPV5.1322.303	128	76
	27	71	27	58	12	18L	M26x1.5	ISO 8434-1-L	PPV5.1326.302	291	35	PPV5.1326.303	133	76
AGS 3	30	85	30	72	26	08L	M14x1.5	ISO 8434-1-L	PPV3.1314.502	312	35	PPV3.1314.503	154	60
	30	85	30	72	26	10L	M16x1.5	ISO 8434-1-L	PPV3.1316.502	318	35	PPV3.1316.503	160	60
	30	85	30	72	26	12L	M18x1.5	ISO 8434-1-L	PPV3.1318.502	322	35	PPV3.1318.503	164	60
	30	95	30	82	36	12L	M18x1.5	ISO 8434-1-L	PPV3.1318.512	330	35	PPV3.1318.513	172	60
	30	86	30	73	27	15L	M22x1.5	ISO 8434-1-L	PPV3.1322.502	347	35	PPV3.1322.503	189	60
	30	86	30	73	27	18L	M26x1.5	ISO 8434-1-L	PPV3.1326.502	378	35	PPV3.1326.503	220	60
	30	86	30	73	27	10S	M18x1.5	ISO 8434-1-S	PPV3.1318.602	333	35	PPV3.1318.603	175	60
	30	86	30	73	27	12S	M20x1.5	ISO 8434-1-S	PPV3.1320.602	341	35	PPV3.1320.603	183	60
	30	88	30	75	29	14S	M22x1.5	ISO 8434-1-S	PPV3.1322.602	360	35	PPV3.1322.603	202	60
	30	88	30	75	29	16S	M24x1.5	ISO 8434-1-S	PPV3.1324.602	365	35	PPV3.1324.603	207	60
	30	88	30	75	29	20S	M30x2	ISO 8434-1-S	PPV3.1330.602	419	35	PPV3.1330.603	261	60
	27	85	27	72	26	12L	M18x1.5	ISO 8434-1-L	PPV5.1318.502	309	35	PPV5.1318.503	151	76
	27	86	27	73	27	15L	M22x1.5	ISO 8434-1-L	PPV5.1322.502	335	35	PPV5.1322.503	177	76

THREADS

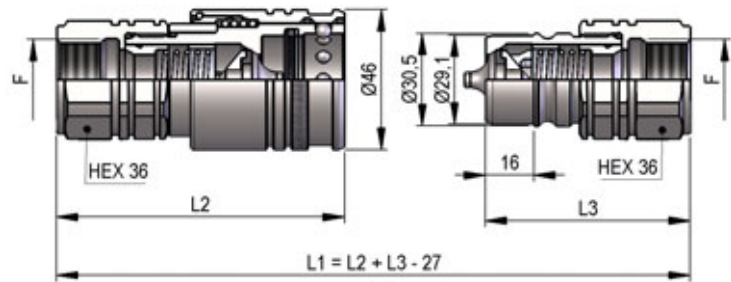


AG 3



AGS 3

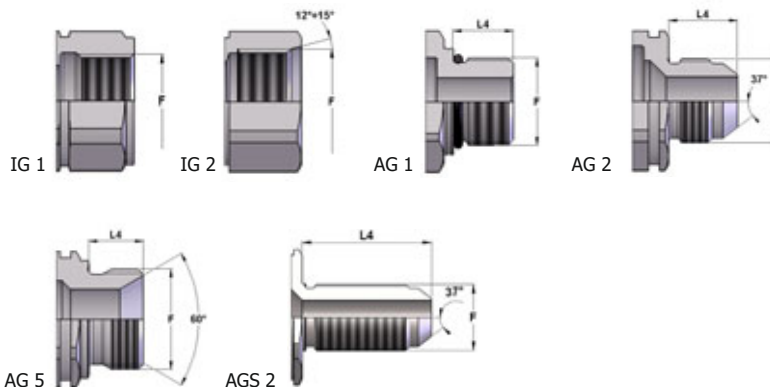
PPV3 DN20 - BG 4 - ISO 20



THREADS	L2	L3	L4	ØT	F	STANDARD	FEMMINA - FEMALE - MUFFE - FEMELLE			MASCHIO - MALE - STECKER - MALE		
							COD. F	Weight (g)	Packaging (pcs.)	COD. M	Weight (g)	Packaging (pcs.)
IG 1	92.8	65.5			BSP 1/2"	DIN 3852-2-X	PPV3.2013.112	623	24	PPV3.2013.113	288	42
	94.3	67			NPT 1/2"	ANSI B1.20.3	PPV3.2013.012	636	24	PPV3.2013.013	301	42
	94.3	67			RC 1/2"	EN 10226	PPV3.2013.042	636	24	PPV3.2013.043	302	42
	94.8	67.5			BSP 3/4"	DIN 3852-2-X	PPV3.2019.112	603	24	PPV3.2019.113	268	42
	94.3	67			NPT 3/4"	ANSI B1.20.3	PPV3.2019.012	608	24	PPV3.2019.013	274	42
	94.3	67			RC 3/4"	EN 10226	PPV3.2019.042	611	24	PPV3.2019.043	277	42
	90.8	63.5			M18x1.5	ISO 6149-1	PPV3.2018.102	622	24	PPV3.2018.103	287	42
	90.3	63			M22x1.5	ISO 6149-1	PPV3.2022.102	605	24	PPV3.2022.103	270	42
	94.3	67			M26x1.5	ISO 6149-1	PPV3.2026.102	602	24	PPV3.2026.103	267	42
94.3	67			M30x1.5	ISO 6149-1	PPV3.2030.102	575	24	PPV3.2030.103	241	42	
IG 2	90.3	63			3/4"-16 UNF 2B	SAE J 1926-1	PPV3.2019.032	615	24	PPV3.2019.033	280	42
	94.3	67			7/8"-14 UNF 2B	SAE J 1926-1	PPV3.2023.032	627	24	PPV3.2023.033	292	42
	94.3	67			1"1/16-12 UN 2B	SAE J 1926-1	PPV3.2027.032	597	24	PPV3.2027.033	263	42
AG 1	95.8	68.5	18.5		1"1/16-12 UN 2A	SAE J 1926-3	PPV3.2027.332	590	24	PPV3.2027.333	256	42
AG 2	96	68.7	16.7		3/4"-16 UNF 2A	SAE J 514	PPV3.2019.302	569	24	PPV3.2019.303	234	42
	98.6	71.3	19.3		7/8"-14 UNF 2A	SAE J 514	PPV3.2023.302	585	24	PPV3.2023.303	250	42
	101.3	74	22		1"1/16-12 UN 2A	SAE J 514	PPV3.2027.302	593	24	PPV3.2027.303	259	42
AGS 2	116.9	89.6	36.6		3/4"-16 UNF 2A	SAE J 514	PPV3.2019.502	608	10	PPV3.2019.503	273	30
	120.4	93.1	41.1		7/8"-14 UNF 2A	SAE J 514	PPV3.2023.502	612	10	PPV3.2023.503	278	30
	124.7	97.4	45.4		1"1/16-12 UN 2A	SAE J 514	PPV3.2027.502	645	10	PPV3.2027.503	310	30
AG 5	98.3	71	16		BSP 3/4"	DIN 3852-2-A	PPV3.2019.712	594	24	PPV3.2019.713	260	42

segue/follows/folgt/suite →

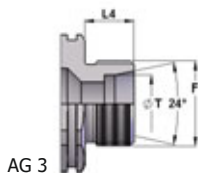
THREADS



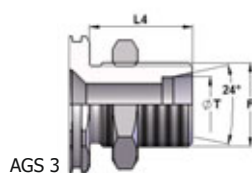
PPV3 DN20 - BG 4 - ISO 20

THREADS	L2	L3	L4	ØT	F	STANDARD	FEMMINA - FEMALE - MUFFE - FEMELLE			MASCHIO - MALE - STECKER - MALE		
							COD. F	Weight (g)	Packaging (pcs.)	COD. M	Weight (g)	Packaging (pcs.)
AG 3	90.3	63	11	12L	M18x1.5	ISO 8434-1-L	PPV3.2018.302	561	24	PPV3.2018.303	226	42
	91.3	64	12	15L	M22x1.5	ISO 8434-1-L	PPV3.2022.302	565	24	PPV3.2022.303	231	42
	91.3	64	12	18L	M26x1.5	ISO 8434-1-L	PPV3.2026.302	572	24	PPV3.2026.303	237	42
	93.3	66	14	22L	M30x2	ISO 8434-1-L	PPV3.2030.302	575	24	PPV3.2030.303	241	42
	91.3	64	12	10S	M18x1.5	ISO 8434-1-S	PPV3.2018.402	564	24	PPV3.2018.403	230	42
	91.3	64	12	12S	M20x1.5	ISO 8434-1-S	PPV3.2020.402	567	24	PPV3.2020.403	232	42
	93.3	66	14	14S	M22x1.5	ISO 8434-1-S	PPV3.2022.402	571	24	PPV3.2022.403	236	42
	93.3	66	14	16S	M24x1.5	ISO 8434-1-S	PPV3.2024.402	574	24	PPV3.2024.403	239	42
	95.3	68	16	20S	M30x2	ISO 8434-1-S	PPV3.2030.402	588	24	PPV3.2030.403	253	42
AGS 3	105.3	78	26	12L	M18x1.5	ISO 8434-1-L	PPV3.2018.502	589	10	PPV3.2018.503	254	30
	106.3	79	27	15L	M22x1.5	ISO 8434-1-L	PPV3.2022.502	614	10	PPV3.2022.503	279	30
	106.3	79	27	18L	M26x1.5	ISO 8434-1-L	PPV3.2026.502	646	10	PPV3.2026.503	311	30
	113.3	86	34	22L	M30x2	ISO 8434-1-L	PPV3.2030.502	682	10	PPV3.2030.503	348	30
	106.3	79	27	10S	M18x1.5	ISO 8434-1-S	PPV3.2018.602	597	10	PPV3.2018.603	262	30
	106.3	79	27	12S	M20x1.5	ISO 8434-1-S	PPV3.2020.602	608	10	PPV3.2020.603	273	30
	108.3	81	29	14S	M22x1.5	ISO 8434-1-S	PPV3.2022.602	623	10	PPV3.2022.603	289	30
	108.3	81	29	16S	M24x1.5	ISO 8434-1-S	PPV3.2024.602	631	10	PPV3.2024.603	296	30
	113.3	86	34	20S	M30x2	ISO 8434-1-S	PPV3.2030.602	677	10	PPV3.2030.603	343	30
AGS 4	117.8	90.5	38.5		1"-14 UNS 2A	SAE J 1453	PPV3.2025.532	644	10	PPV3.2025.533	310	30
	119.3	92	40		1"3/16-12 UN 2A	SAE J 1453	PPV3.2030.532	688	10	PPV3.2030.533	353	30

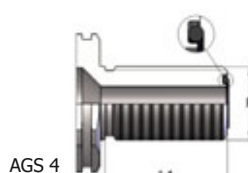
THREADS



AG 3

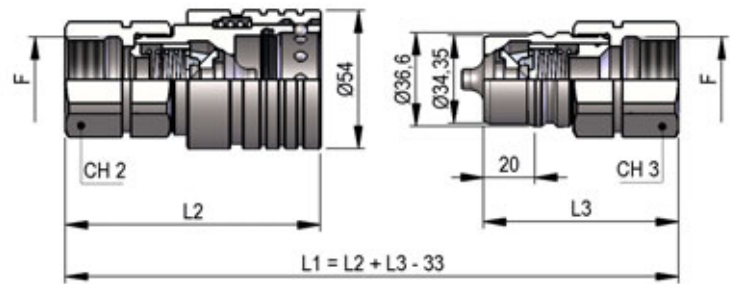


AGS 3



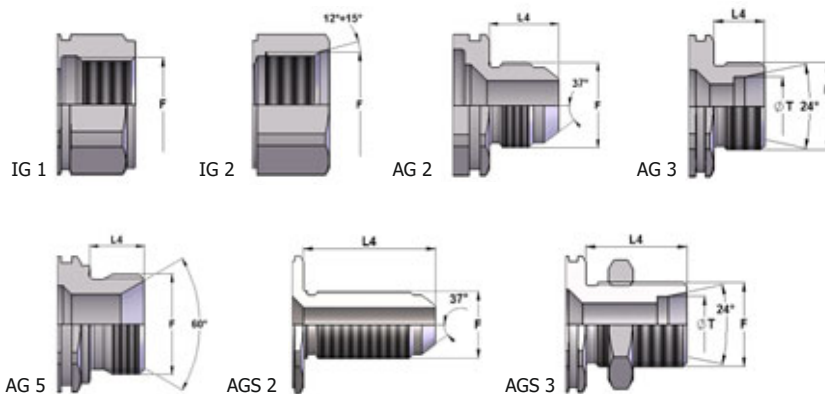
AGS 4

PPV3 DN25 - BG 5 - ISO 25



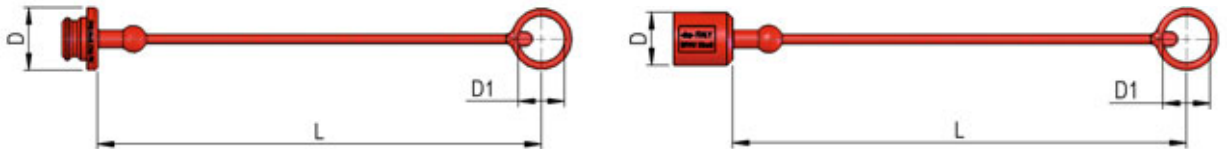
THREADS	CH2	L2	CH3	L3	L4	ØT	F	STANDARD	FEMMINA - FEMALE - MUFFE - FEMELLE			MASCHIO - MALE - STECKER - MALE		
									COD. F	Weight (g)	Packaging (pcs.)	COD. M	Weight (g)	Packaging (pcs.)
IG 1	41	99.5	41	76			BSP 3/4"	DIN 3852-2-X	PPV3.2519.112	853	18	PPV3.2519.113	453	30
	41	99.5	41	76			NPT 3/4"	ANSI B1.20.3	PPV3.2519.012	860	18	PPV3.2519.013	460	30
	41	99.5	41	76			RC 3/4"	EN 10226	PPV3.2519.042	860	18	PPV3.2519.043	460	30
	41	99.5	41	76			BSP 1"	DIN 3852-2-X	PPV3.2525.112	798	18	PPV3.2525.113	398	30
	41	99.5	41	76			NPT 1"	ANSI B1.20.3	PPV3.2525.012	811	18	PPV3.2525.013	411	30
	41	99.5	41	76			M30x1.5	ISO 6149-1	PPV3.2530.102	826	18	PPV3.2530.103	426	30
IG 2	41	99.5	41	76			1"1/16-12 UN 2B	SAE J 1926-1	PPV3.2527.032	847	18	PPV3.2527.033	447	30
	41	99.5	41	76			1"5/16-12 UN 2B	SAE J 1926-1	PPV3.2533.032	789	18	PPV3.2533.033	389	30
AG 2	41	103.6	41	80.1	23.1		1"5/16-12 UN 2A	SAE J 514	PPV3.2533.302	788	18	PPV3.2533.303	388	30
AGS 2	41	125.9	41	102.4	45.4		1"5/16-12 UN 2A	SAE J 514	PPV3.2533.502	885	10	PPV3.2533.503	485	25
AG 5	41	101.5	41	78	18		BSP 1"	DIN 3852-2-B	PPV3.2525.212	796	18	PPV3.2525.213	396	30
	41	97.5	41	74	17		BSP 1"	BS B5200	PPV3.2525.702	773	18	PPV3.2525.703	373	30
	41	99.5	41	76	16		BSP 3/4"	DIN 3852-2-A	PPV3.2519.712	772	18	PPV3.2519.713	372	30
	41	101.5	41	78	18		BSP 1"	DIN 3852-2-A	PPV3.2525.712	798	18	PPV3.2525.713	398	30
AG 3	41	92.5	41	69	12	18L	M26x1.5	ISO 8434-1-L	PPV3.2526.302	748	18	PPV3.2526.303	348	30
	41	94.5	41	71	14	22L	M30x2	ISO 8434-1-L	PPV3.2530.302	753	18	PPV3.2530.303	353	30
	41	94.5	41	71	14	28L	M36x2	ISO 8434-1-L	PPV3.2536.302	759	18	PPV3.2536.303	359	30
	46	96.5	46	73	16	35L	M45x2	ISO 8434-1-L	PPV3.2545.302	847	18	PPV3.2545.303	447	30
	41	96.5	41	73	16	20S	M30x2	ISO 8434-1-S	PPV3.2530.402	764	18	PPV3.2530.403	364	30
	41	98.5	41	75	18	25S	M36x2	ISO 8434-1-S	PPV3.2536.402	787	18	PPV3.2536.403	387	30
	46	100.5	46	77	20	30S	M42x2	ISO 8434-1-S	PPV3.2542.402	868	10	PPV3.2542.403	468	25
	55	102.5	55	79	22	38S	M52x2	ISO 8434-1-S	PPV3.2552.402	1056	10	PPV3.2552.403	655	25
AGS 3	41	114.5	41	91	34	18L	M26x1.5	ISO 8434-1-L	PPV3.2526.502	837	10	PPV3.2526.503	436	25
	41	114.5	41	91	34	22L	M30x2	ISO 8434-1-L	PPV3.2530.502	862	10	PPV3.2530.503	462	25
	41	114.5	41	91	34	28L	M36x2	ISO 8434-1-L	PPV3.2536.502	900	10	PPV3.2536.503	499	25
	46	120.5	46	97	40	35L	M45x2	ISO 8434-1-L	PPV3.2545.502	1114	10	PPV3.2545.503	714	25
	41	116.5	41	93	36	20S	M30x2	ISO 8434-1-S	PPV3.2530.602	879	10	PPV3.2530.603	479	25
	41	118.5	41	95	38	25S	M36x2	ISO 8434-1-S	PPV3.2536.602	940	10	PPV3.2536.603	540	25
	46	120.5	46	97	40	30S	M42x2	ISO 8434-1-S	PPV3.2542.602	1050	10	PPV3.2542.603	650	20
55	133.5	55	110	53	38S	M52x2	ISO 8434-1-S	PPV3.2552.602	1446	10	PPV3.2552.603	1046	20	

THREADS



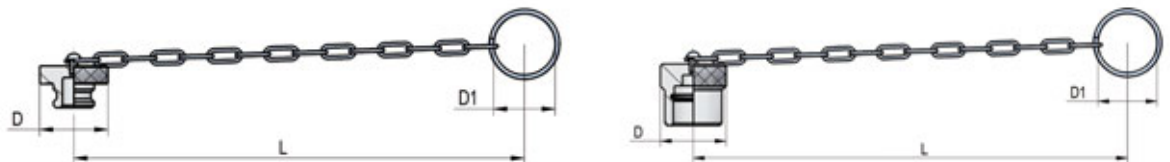
PLASTIC CAPS

NOMINAL SIZE			FEMALE DUST PLUG					MALE DUST CAP					COLOR	MATERIAL
DNP	BG	ISO	COD. F	Dimensions			Weight	COD. M	Dimensions			Weight		
				D	L	D1	(g)		D	L	D1	(g)		
10	2	10	SPAV.10002	28	220	22	14	SPAV.10003	23.5	220	22	16	●	PVC
10	2	10	SPAV.10022	28	220	22	14	SPAV.10023	23.5	220	22	16	●	PVC
10	2	10	SPAV.10032	28	220	22	14	SPAV.10033	23.5	220	22	16	●	PVC
10	2	10	SPAV.10042	28	220	22	14	SPAV.10043	23.5	220	22	16	●	PVC
13	3	12.5	SPAV.13002	35	250	26	20	SPAV.13003	29	250	26	21	●	PVC
13	3	12.5	SPAV.13012	35	250	26	20	SPAV.13013	29	250	26	21	●	PVC
13	3	12.5	SPAV.13022	35	250	26	20	SPAV.13023	29	250	26	21	●	PVC
13	3	12.5	SPAV.13032	35	250	26	20	SPAV.13033	29	250	26	21	●	PVC
13	3	12.5	SPAV.13042	35	250	26	20	SPAV.13043	29	250	26	21	●	PVC
13	3	12.5	SPAV.13052	35	250	26	20	SPAV.13053	29	250	26	21	○	PVC
13	3	12.5	SPAV.13062	35	250	26	20	SPAV.13063	29	250	26	21	●	PVC
20	4	20	SPAV.20002	42	270	36	33	SPAV.20003	36.5	270	36	39	●	PVC
20	4	20	SPAV.20012	42	270	36	33	SPAV.20013	36.5	270	36	39	●	PVC
20	4	20	SPAV.20032	42	270	36	33	SPAV.20033	36.5	270	36	39	●	PVC
20	4	20	SPAV.20042	42	270	36	33	SPAV.20043	36.5	270	36	39	●	PVC
20	4	20	SPAV.20052	42	270	36	33	SPAV.20053	36.5	270	36	39	○	PVC
20	4	20	SPAV.20062	42	270	36	33	SPAV.20063	36.5	270	36	39	●	PVC
25	5	25	SPAV.25002	54	235	41	46	SPAV.25003	49	235	41	53	●	PVC

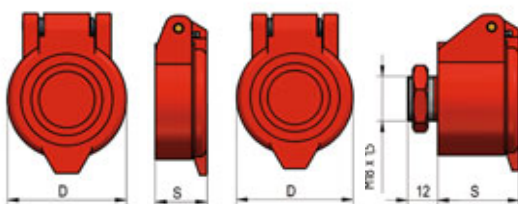


METAL CAPS

NOMINAL SIZE			FEMALE DUST PLUG					MALE DUST CAP					MATERIAL
DNP	BG	ISO	COD. F	Dimensions			Weight	COD. M	Dimensions			Weight	
				D	L	D1	(g)		D	L	D1	(g)	
10	2	10	SPAV.10202	30	200	33	42	SPAV.10203	30	200	33	50	Aluminum
13	3	12.5	SPAV.13202	38	205	32	51	SPAV.13203	38	205	32	70	Aluminum
20	4	20	SPAV.20202	45	275	47	66	SPAV.20203	45	275	47	107	Aluminum
25	5	25	SPAV.25202	43	240	41	59	SPAV.25203	45	290	41	119	Aluminum

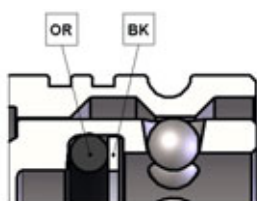


AUTOMATIC CAPS



NOMINAL SIZE			AUTOMATIC FEMALE CAP			AUTOMATIC MALE CAP			COLOR	MATERIAL		
DNP	BG	ISO	COD. F	Dimensions		Weight	COD. M	Dimensions			Weight	
				D	S	(g)		D	S	(g)		
13	3	12.5	SPPV.13302	46	18.4	24	SPPV.13303	46	33	60	●	Nylon
13	3	12.5	SPPV.13312	46	18.4	24	-	-	-	-	●	Nylon
13	3	12.5	SPPV.13322	46	18.4	24	-	-	-	-	●	Nylon
13	3	12.5	SPPV.13332	46	18.4	24	SPPV.13333	46	33	60	●	Nylon
13	3	12.5	SPPV.13342	46	18.4	24	SPPV.13343	46	33	60	●	Nylon

SPARE PARTS



NOMINAL SIZE			FEMALE GASKET		
DNP	BG	ISO	OR (NBR*)	BK (PTFE)	
06	1	6.3	PPV.006.120	PPV.006.130	
10	2	10	PPV.010.120	PPV.010.130	
PPV3	13	3	12.5	PPV.013.120	PPV.013.130
PPV5	13	3	12.5	PAV.013.120	PAV.013.130
	20	4	20	PAV.019.120	PAV.019.130
	25	5	25	PAV.025.120	PAV.025.130

*AL CODICE DELLA GUARNIZIONE IN NBR AGGIUNGERE 'E' PER EPDM O 'V' PER VITON

*TO THE NBR GASKET CODE ADD 'E' FOR EPDM OR 'V' FOR VITON

*ZU DER ARTIKELNR. DER NBR DICHTUNG GEBEN SIE 'E' FUER EPDM ODER 'V' FUER VITON AN

*AU CODE DU JOINT EN NBR JOINDRE 'E' POUR EPDM OU 'V' POUR VITON

PUSH PULL

ACCIAIO INOX
STAINLESS STEEL
EDELSTHAL
ACIER INOX

Caratteristiche tecniche I

- Norma: ISO 7241 A
- Ghiera: doppia azione
- Occlusione: valvola
- Aggancio: sfere radiali
- Materiale: acciaio inox AISI 316
- Filettature: BSP - METRICHE
- Guarnizioni standard: FKM
- Temperatura d'esercizio: -25 °C +200 °C
- Guarnizioni opzionali: FFKM, EPDM o altro
- Pressioni di esercizio: 250-300 bar
- Connessione in pressione: non consentita



Technical data E

- Standard: ISO 7241 A
- Sleeve: double acting
- Occlusion: poppet
- Locking: radial balls
- Material: stainless steel AISI 316
- Threads: BSP - METRICS
- Standard seals: FKM
- Working temperature: -25 °C +200 °C
- Optional seals: FFKM, EPDM or more
- Working pressure: 250-300 bar
- Connection under pressure: not allowed

Nominal size				Max working pressure	Rated flow	Max flow rate	Min burst pressure			Fluid spillage
							Male	Female	Coupled	
DNP	BG	ISO	mm	MPa	l/min	l/min	MPa	MPa	MPa	cc
10	2	10	8.5	30	23	46	120	120	130	1.9
13	3	12.5	10.5	25	45	90	100	110	120	2.7

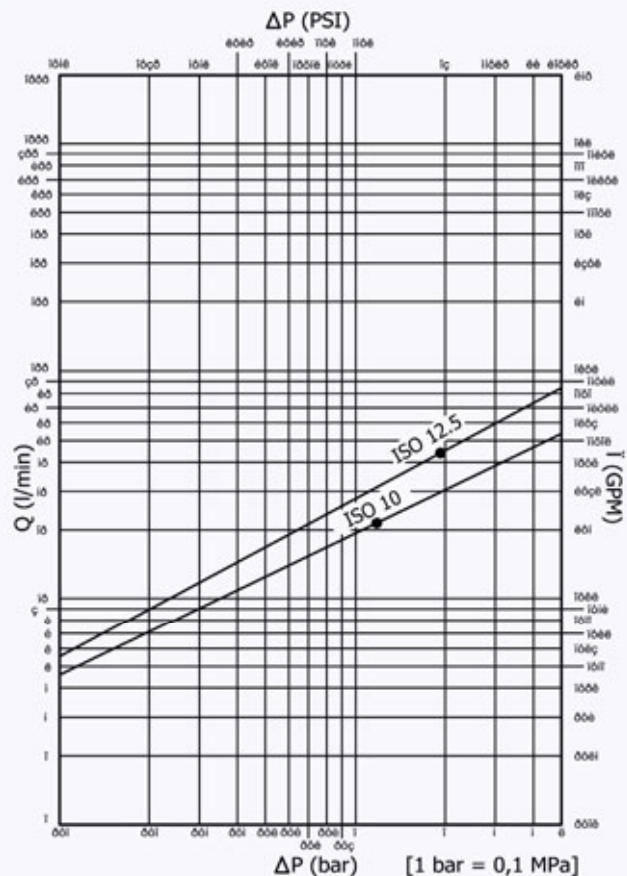
1 MPa = 145.04 psi • 1 l = 0.264 gal

Technische Merkmale D

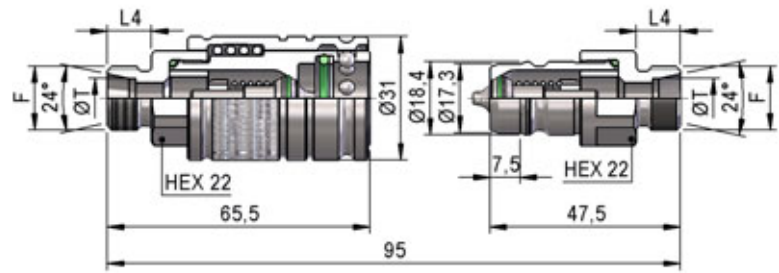
- Norm: ISO 7241 A
- Hülse: doppelwirkend
- Verschluss: ventil
- Kupplung: Radial Kugeln
- Werkstoff: rostfreiem Stahl AISI 316
- Gewinde: BSP - METRISCHE
- Standard-Dichtungen: FKM
- Betriebstemperatur: -25 °C +200 °C
- Dichtungen nach Wahl: FFKM, EPDM, usw.
- Betriebsdruck: 250-300 bar
- Kuppeln unter Druck: nicht möglich

Caracteristiques techniques F

- Norme: ISO 7241 A
- Douille: double action
- Obturation: clapet
- Accrochage: billes radiales
- Matériel: acier inoxydable AISI 316
- Taraudage: BSP - METRIQUES
- Joints standard: FKM
- Température de service: -25 °C +200 °C
- Joints facultatifs: FFKM, EPDM, ect.
- Pression de service: 250-300 bar
- Connexion sous pression: pas possible

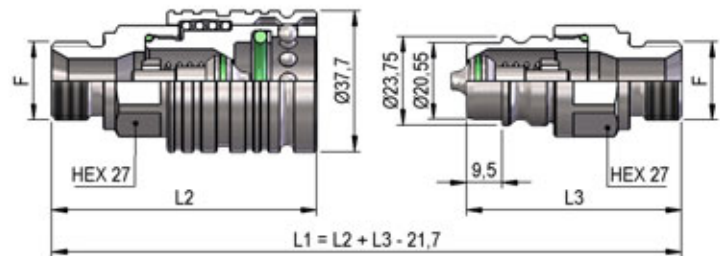


PPVX DN10 - BG 2 - ISO 10



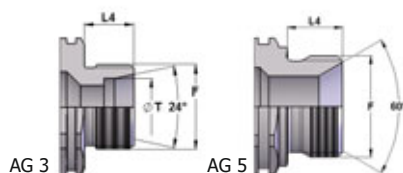
THREADS	L4	ØT	F	STANDARD	FEMMINA - FEMALE - MUFFE - FEMELLE			MASCHIO - MALE - STECKER - MALE		
					COD. F	Weight (g)	Packaging (pcs.)	COD. M	Weight (g)	Packaging (pcs.)
AG 3	11	10L	M16x1.5	ISO 8434-1-L	PPVX.1016.302	215	60	PPVX.1016.303	72	150

PPVX DN13 - BG 3 - ISO 12.5



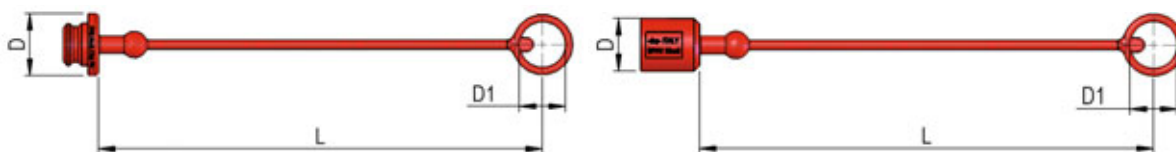
THREADS	L2	L3	L4	ØT	F	STANDARD	FEMMINA - FEMALE - MUFFE - FEMELLE			MASCHIO - MALE - STECKER - MALE		
							COD. F	Weight (g)	Packaging (pcs.)	COD. M	Weight (g)	Packaging (pcs.)
AG 3	67.5	51.5	11	12L	M18x1.5	ISO 8434-1-L	PPVX.1318.302	261	35	PPVX.1318.303	117	60
	68.5	52.5	12	15L	M22x1.5	ISO 8434-1-L	PPVX.1322.302	265	35	PPVX.1322.303	121	60
AG 5	73.5	57.5	14		BSP 1/2"	DIN 3852-2-B	PPVX.1313.212	281	35	PPVX.1313.213	137	60

THREADS



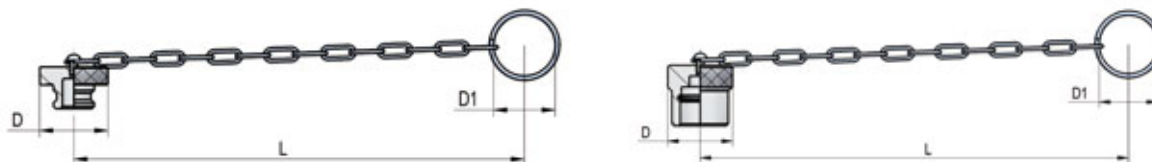
PLASTIC CAPS

NOMINAL SIZE			FEMALE DUST PLUG				MALE DUST CAP				COLOR	MATERIAL		
DNP	BG	ISO	COD. F	Dimensions			Weight (g)	COD. M	Dimensions			Weight (g)		
				D	L	D1			D	L	D1			
10	2	10	SPAV.10002	28	220	22	14	SPAV.10003	23.5	220	22	16	●	PVC
10	2	10	SPAV.10022	28	220	22	14	SPAV.10023	23.5	220	22	16	●	PVC
10	2	10	SPAV.10032	28	220	22	14	SPAV.10033	23.5	220	22	16	●	PVC
10	2	10	SPAV.10042	28	220	22	14	SPAV.10043	23.5	220	22	16	●	PVC
13	3	12.5	SPAV.13002	35	250	26	20	SPAV.13003	29	250	26	21	●	PVC
13	3	12.5	SPAV.13012	35	250	26	20	SPAV.13013	29	250	26	21	●	PVC
13	3	12.5	SPAV.13022	35	250	26	20	SPAV.13023	29	250	26	21	●	PVC
13	3	12.5	SPAV.13032	35	250	26	20	SPAV.13033	29	250	26	21	●	PVC
13	3	12.5	SPAV.13042	35	250	26	20	SPAV.13043	29	250	26	21	●	PVC
13	3	12.5	SPAV.13052	35	250	26	20	SPAV.13053	29	250	26	21	○	PVC
13	3	12.5	SPAV.13062	35	250	26	20	SPAV.13063	29	250	26	21	●	PVC

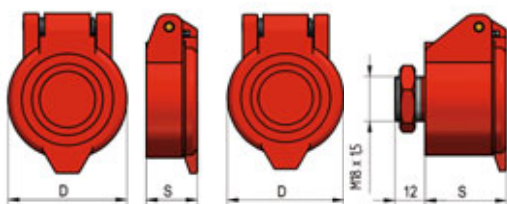


METAL CAPS

NOMINAL SIZE			FEMALE DUST PLUG				MALE DUST CAP				MATERIAL		
DNP	BG	ISO	COD. F	Dimensions			Weight (g)	COD. M	Dimensions				
				D	L	D1			D	L	D1		
10	2	10	SPAV.10202	30	200	33	42	SPAV.10203	30	200	33	50	Aluminum
13	3	12.5	SPAV.13202	38	205	32	51	SPAV.13203	38	205	32	70	Aluminum

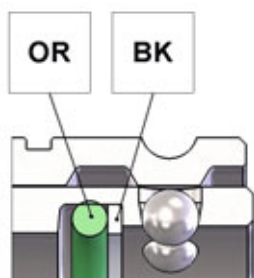


AUTOMATIC CAPS



NOMINAL SIZE			AUTOMATIC FEMALE CAP			AUTOMATIC MALE CAP			COLOR	MATERIAL		
DNP	BG	ISO	COD. F	Dimensions		Weight (g)	COD. M	Dimensions				
				D	S			D	S			
13	3	12.5	SPPV.13302	46	18.4	24	SPPV.13303	46	33	60	●	Nylon
13	3	12.5	SPPV.13312	46	18.4	24	-	-	-	-	●	Nylon
13	3	12.5	SPPV.13322	46	18.4	24	-	-	-	-	●	Nylon
13	3	12.5	SPPV.13332	46	18.4	24	SPPV.13333	46	33	60	●	Nylon
13	3	12.5	SPPV.13342	46	18.4	24	SPPV.13343	46	33	60	●	Nylon

SPARE PARTS




NOMINAL SIZE			FEMALE GASKET	
DNP	BG	ISO	OR (FKM)	BK (PTFE)
10	2	10	PPV.010.120 V	PPV.010.130
13	3	12.5	PPV.013.120 V	PPV.013.130

ISO A

VALVOLA DECOMPRESSIONE
 DECOMPRESSION VALVE
 DEKOMPRESSIONSVENTIL
 CLAPET DECOMPRESSION

Caratteristiche tecniche I

- Norma: ISO 7241 A
- Occlusione: valvola decompressione
- Aggancio: sfere radiali
- Materiale: acciaio
- Finitura: Zn-Fe (Cr III)
- Filettature: BSP - NPT - RC - SAE
- Guarnizioni standard: NBR
- Temperatura d'esercizio: -25 °C +100 °C
- Guarnizioni opzionali: FKM, EPDM o altro
- Pressioni di esercizio: 250 bar
- Connessione in pressione: consentita (lato maschio o lato femmina)



Technical data E

- Standard: ISO 7241 A
- Occlusion: decompression valve
- Locking: radial balls
- Material: steel
- Finishing: Zn-Fe (Cr III)
- Threads: BSP - NPT - RC - SAE
- Standard seals: NBR
- Working temperature: -25 °C +100 °C
- Optional seals: FKM, EPDM or more
- Working pressure: 250 bar
- Connection under pressure: allowed (both male or female side)

Nominal size				Max working pressure	Rated flow	Max flow rate	Min burst pressure			Fluid spillage
DNP	BG	ISO	mm				Male	Female	Coupled	
13	3	12.5	10.5	25	45	90	100	140	120	2.7
20	4	20	15.8	25	106	190	90	150	100	9.3

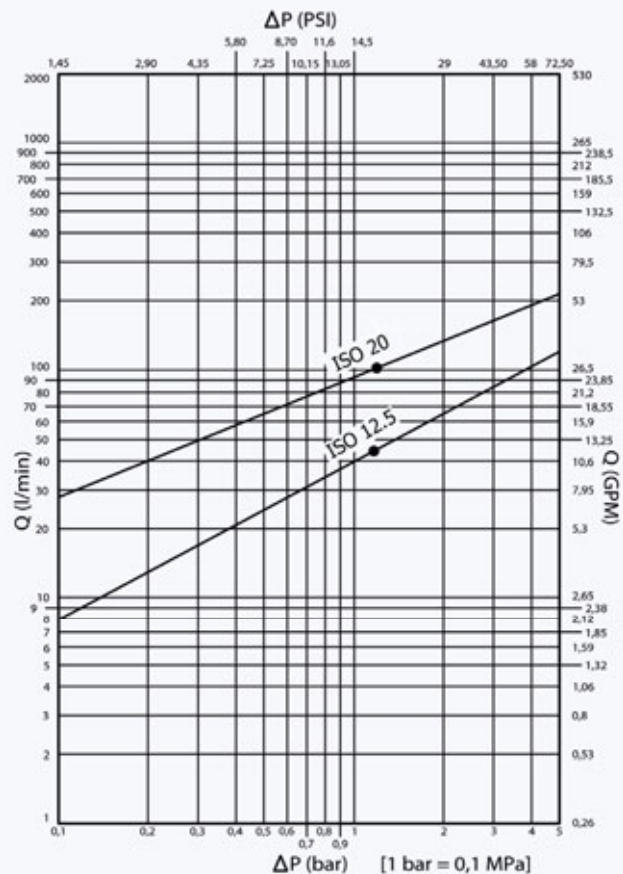
1 MPa = 145.04 psi • 1 l = 0.264 gal

Technische Merkmale D

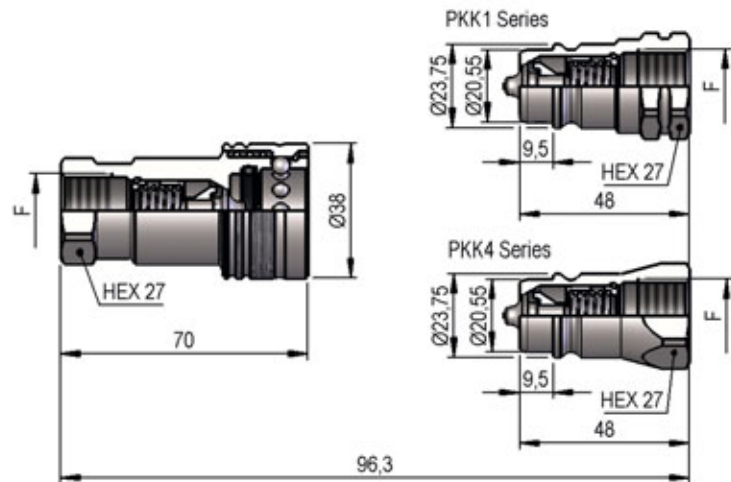
- Norm: ISO 7241 A
- Verschluss: Dekompressionsventil
- Kupplung: Radial Kugeln
- Werkstoff: Stahl
- Ausführung: Zn-Fe (Cr III)
- Gewinde: BSP - NPT - RC - SAE
- Standard-Dichtungen: NBR
- Betriebstemperatur: -25 °C +100 °C
- Dichtungen nach Wahl: FKM, EPDM, usw.
- Betriebsdruck: 250 bar
- Kuppeln unter Druck: erlaubt (Steckerseite oder Muffeseite)

Caracteristiques techniques F

- Norme: ISO 7241 A
- Obturation: clapet décompression
- Accrochage: billes radiales
- Matériel: acier
- Traitement: Zn-Fe (Cr III)
- Taraudage: BSP - NPT - RC - SAE
- Joints standard: NBR
- Température de service: -25 °C +100 °C
- Joints facultatifs: FKM, EPDM, ect.
- Pression de service: 250 bar
- Connexion sous pression: possible (côté male ou femelle)

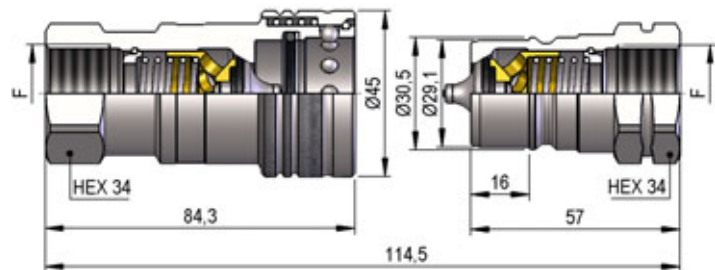


PKK1 DN13 - BG 3 - ISO 12.5

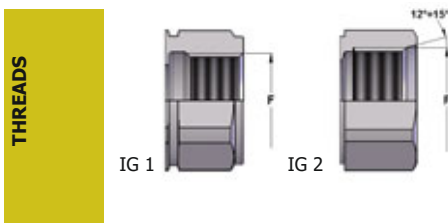


THREADS	F	STANDARD	FEMMINA - FEMALE - MUFFE - FEMELLE			MASCIO - MALE - STECKER - MALE		
			COD. F	Weight (g)	Packaging (pcs.)	COD. M	Weight (g)	Packaging (pcs.)
IG 1	BSP 1/2"	DIN 3852-2-X	PKK1.1313.002	267	50	PKK1.1313.003	96	200
	BSP 1/2"	DIN 3852-2-X				PKK4.1313.003	93	200
	NPT 1/2"	ANSI B1.20.3	PKK1.1313.012	268	50	PKK1.1313.013	97	200
	RC 1/2"	EN 10226	PKK1.1313.042	268	50	PKK1.1313.043	97	200
IG 2	M22x1.5	SAE J 2244/1	PKK1.1322.102	259	50	PKK1.1322.103	89	200
	3/4"-16 UNF 2B	SAE J 1926-1	PKK1.1319.032	273	50	PKK4.1319.033	100	200

PKK1 DN20 - BG 4 - ISO 20

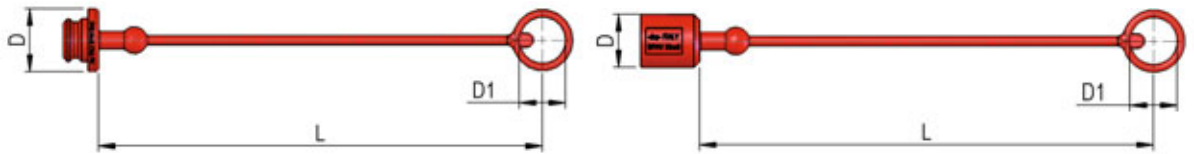


F	STANDARD	FEMMINA - FEMALE - MUFFE - FEMELLE			MASCIO - MALE - STECKER - MALE		
		COD. F	Weight (g)	Packaging (pcs.)	COD. M	Weight (g)	Packaging (pcs.)
BSP 3/4"	DIN 3852-2-X	PKK1.2019.002	428	28	PKK1.2019.003	180	45
NPT 3/4"	ANSI B1.20.3	PKK1.2019.012	434	28	PKK1.2019.013	186	45
RC 3/4"	EN 10226	PKK1.2019.042	434	28	PKK1.2019.043	186	45



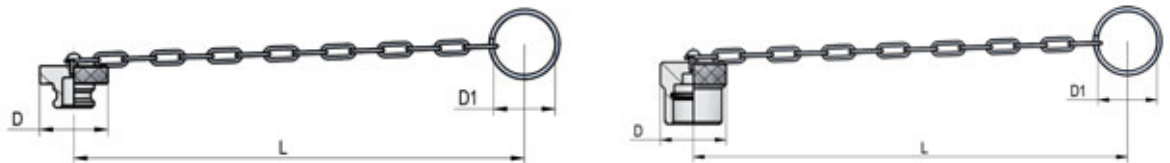
PLASTIC CAPS

NOMINAL SIZE			FEMALE DUST PLUG					MALE DUST CAP					COLOR	MATERIAL
DNP	BG	ISO	COD. F	Dimensions			Weight (g)	COD. M	Dimensions			Weight (g)		
				D	L	D1			D	L	D1			
13	3	12.5	SPAV.13002	35	250	26	20	SPAV.13003	29	250	26	21	●	PVC
13	3	12.5	SPAV.13012	35	250	26	20	SPAV.13013	29	250	26	21	●	PVC
13	3	12.5	SPAV.13022	35	250	26	20	SPAV.13023	29	250	26	21	●	PVC
13	3	12.5	SPAV.13032	35	250	26	20	SPAV.13033	29	250	26	21	●	PVC
13	3	12.5	SPAV.13042	35	250	26	20	SPAV.13043	29	250	26	21	●	PVC
13	3	12.5	SPAV.13052	35	250	26	20	SPAV.13053	29	250	26	21	○	PVC
13	3	12.5	SPAV.13062	35	250	26	20	SPAV.13063	29	250	26	21	●	PVC
20	4	20	SPAV.20002	42	270	36	33	SPAV.20003	36.5	270	36	39	●	PVC
20	4	20	SPAV.20012	42	270	36	33	SPAV.20013	36.5	270	36	39	●	PVC
20	4	20	SPAV.20032	42	270	36	33	SPAV.20033	36.5	270	36	39	●	PVC
20	4	20	SPAV.20042	42	270	36	33	SPAV.20043	36.5	270	36	39	●	PVC
20	4	20	SPAV.20052	42	270	36	33	SPAV.20053	36.5	270	36	39	○	PVC
20	4	20	SPAV.20062	42	270	36	33	SPAV.20063	36.5	270	36	39	●	PVC

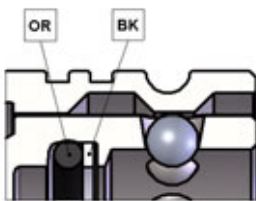


METAL CAPS

NOMINAL SIZE			FEMALE DUST PLUG					MALE DUST CAP					MATERIAL
DNP	BG	ISO	COD. F	Dimensions			Weight (g)	COD. M	Dimensions			Weight (g)	
				D	L	D1			D	L	D1		
13	3	12.5	SPAV.13202	38	205	32	51	SPAV.13203	38	205	32	70	Aluminum
20	4	20	SPAV.20202	45	275	47	66	SPAV.20203	45	275	47	107	Aluminum



SPARE PARTS



NOMINAL SIZE			FEMALE GASKET	
DNP	BG	ISO	OR (NBR*)	BK (PTFE)
13	3	12.5	PAV.013.120	PAV.013.130
20	4	20	PAV.019.120	PAV.019.130

*AL CODICE DELLA GUARNIZIONE IN NBR AGGIUNGERE 'E' PER EPDM O 'V' PER VITON


*TO THE NBR GASKET CODE ADD 'E' FOR EPDM OR 'V' FOR VITON

*ZU DER ARTIKELNR. DER NBR DICHTUNG GEBEN SIE 'E' FUER EPDM ODER 'V' FUER VITON AN

*AU CODE DU JOINT EN NBR JOINDRE 'E' POUR EPDM OU 'V' POUR VITON

PUSH PULL

VALVOLA DECOMPRESSIONE
DECOMPRESSION VALVE
DEKOMPRESSIONSVENTIL
CLAPET DECOMPRESSION



Caratteristiche tecniche I

- Norma: ISO 7241 A
- Ghiera: doppia azione
- Occlusione: valvola decompressione
- Aggancio: sfere radiali
- Materiale: acciaio
- Finitura: Zn-Fe (Cr III)
- Filettature: BSP - NPT - SAE - METRICHE
- Guarnizioni standard: NBR
- Temperatura d'esercizio: -25 °C +100 °C
- Guarnizioni opzionali: FKM, EPDM o altro
- Pressioni di esercizio: 250 bar
- Connessione in pressione: consentita (lato maschio o lato femmina)

Technical data E

- Standard: ISO 7241 A
- Sleeve: double acting
- Occlusion: decompression valve
- Locking: radial balls
- Material: steel
- Finishing: Zn-Fe (Cr III)
- Threads: BSP - NPT - SAE - METRICS
- Standard seals: NBR
- Working temperature: -25 °C +100 °C
- Optional seals: FKM, EPDM or more
- Working pressure: 250 bar
- Connection under pressure: allowed (both male or female side)

Nominal size				Max working pressure	Rated flow	Max flow rate	Min burst pressure			Fluid spillage
DNP	BG	ISO	mm				Male	Female	Coupled	
13	3	12.5	10.5	25	45	90	100	150	110	2.7
20	4	20	15.7	25	106	190	120	140	110	9.3

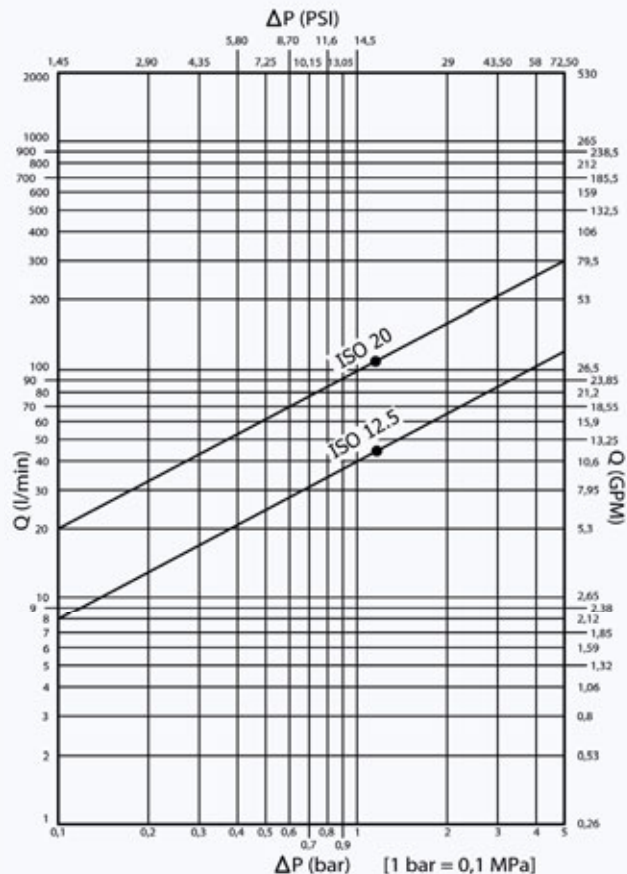
1 MPa = 145.04 psi • 1 l = 0.264 gal

Technische Merkmale D

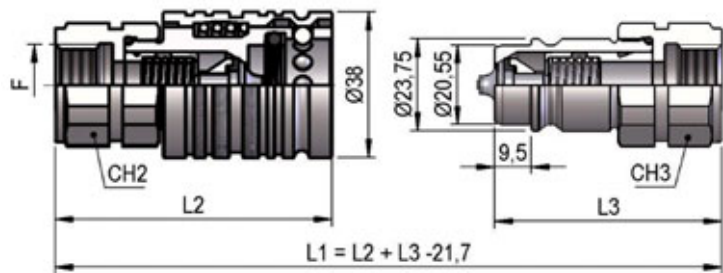
- Norm: ISO 7241 A
- Verschluss: Dekompressionsventil
- Kupplung: Radial Kugeln
- Werkstoff: Stahl
- Ausführung: Zn-Fe (Cr III)
- Gewinde: BSP - NPT - SAE - METRISCHE
- Standard-Dichtungen: NBR
- Betriebstemperatur: -25 °C +100 °C
- Dichtungen nach Wahl: FKM, EPDM, usw.
- Betriebsdruck: 250 bar
- Kuppeln unter Druck: erlaubt (Steckerseite oder Muffeseite)

Caracteristiques techniques F

- Norme: ISO 7241 A
- Obturation: clapet décompression
- Accrochage: billes radiales
- Matériel: acier
- Traitement: Zn-Fe (Cr III)
- Taraudage: BSP - NPT - SAE - METRIQUES
- Joints standard: NBR
- Température de service: -25 °C +100 °C
- Joints facultatifs: FKM, EPDM, ect.
- Pression de service: 250 bar
- Connexion sous pression: possible (côté male ou femelle)

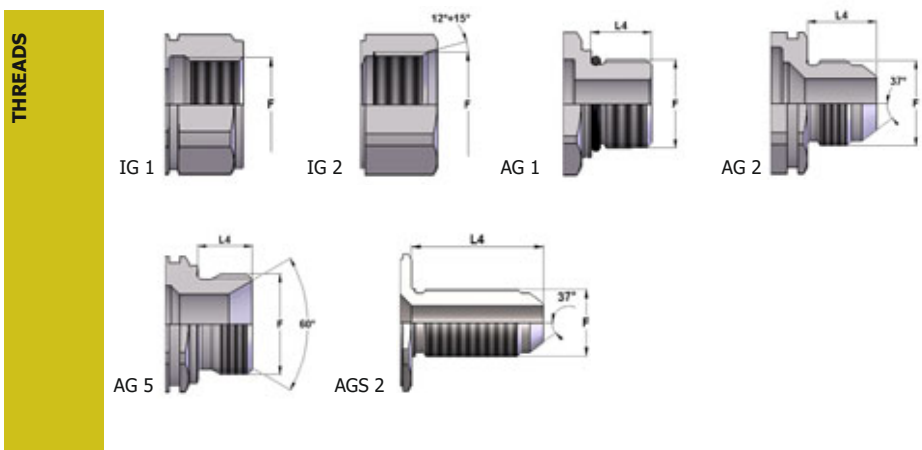


PKK3 DN13 - BG 3 - ISO 12.5



THREADS	CH2	L2	CH3	L3	L4	ØT	F	STANDARD	FEMMINA - FEMALE - MUFFE - FEMELLE			MASCHIO - MALE - STECKER - MALE		
									COD. F	Weight (g)	Packaging (pcs.)	COD. M	Weight (g)	Packaging (pcs.)
IG 1	30	72	30	59			BSP 3/8"	DIN 3852-2-X	PKK3.1310.112	324	35	PKK3.1310.113	166	60
	30	74.5	30	61.5			NPT 3/8"	ANSI B1.20.3	PKK3.1310.012	350	35	PKK3.1310.013	192	60
	30	72	30	59			BSP 1/2"	DIN 3852-2-X	PKK3.1313.112	320	35	PKK3.1313.113	162	60
	30	75	30	62			NPT 1/2"	ANSI B1.20.3	PKK3.1313.012	334	35	PKK3.1313.013	176	60
	36	77.5	36	64.5			BSP 3/4"	DIN 3852-2-X	PKK3.1319.112	373	35	PKK3.1319.113	215	40
	36	77.5	36	64.5			NPT 3/4"	ANSI B1.20.3	PKK3.1319.012	382	35	PKK3.1319.013	224	40
	30	72	30	59			M14x1.5	ISO 6149-1	PKK3.1314.102	333	35	PKK3.1314.103	175	60
	30	72	30	59			M16x1.5	ISO 6149-1	PKK3.1316.102	327	35	PKK3.1316.103	169	60
	30	72	30	59			M18x1.5	ISO 6149-1	PKK3.1318.102	321	35	PKK3.1318.103	163	60
	30	72	30	59			M20x1.5	ISO 6149-1	PKK3.1320.102	324	35	PKK3.1320.103	166	60
	27	72	27	59			BSP 3/8"	DIN 3852-2-X	PKK5.1310.112	305	35	PKK5.1310.113	147	76
	27	72	27	59			BSP 1/2"	DIN 3852-2-X	PKK5.1313.112	297	35	PKK5.1313.113	139	76
IG 2	30	72	30	59			9/16"-18 UNF 2B	SAE J 1926-1	PKK3.1315.032	331	35	PKK3.1315.033	173	60
	30	72	30	59			3/4"-16 UNF 2B	SAE J 1926-1	PKK3.1319.032	326	35	PKK3.1319.033	168	60
	30	76	30	63			7/8"-14 UNF 2B	SAE J 1926-1	PKK3.1323.032	325	35	PKK3.1323.033	167	60
	30	74	30	61			M16x1.5	SAE J 2244/1	PKK3.1316.112	341	35	PKK3.1316.113	183	60
	30	72	30	59			M22x1.5	SAE J 2244/1	PKK3.1322.102	328	35	PKK3.1322.103	169	60
AG 1	27	72.1	27	59.1	11.1		3/4"-16 UNF 2A	SAE J 1926-3	PKK5.1319.332	292	35	PKK5.1319.333	134	76
	30	75	30	62	16		M20x1.5	ISO 6149-2	PKK3.1320.222	311	35	PKK3.1320.223	153	60
AG 2	30	73.1	30	60.1	14.1		9/16"-18 UNF 2A	SAE J 514	PKK3.1315.302	292	35	PKK3.1315.303	133	60
	30	75.7	30	62.7	16.7		3/4"-16 UNF 2A	SAE J 514	PKK3.1319.302	301	35	PKK3.1319.303	143	60
AGS 2	30	96.6	30	83.6	37.6		3/4"-16 UNF 2A	SAE J 514	PKK3.1319.502	328	35	PKK3.1319.503	170	60
	30	100.1	30	87.1	41.1		7/8"-14 UNF 2A	SAE J 514	PKK3.1323.502	344	35	PKK3.1323.503	186	60
AG 5	30	73.5	30	60.5	12		BSP 3/8"	DIN 3852-2-B	PKK3.1310.212	302	35	PKK3.1310.213	144	60
	30	76	30	63	13		BSP 1/2"	DIN 3852-2-B	PKK3.1313.212	310	35	PKK3.1313.213	152	60
	30	70	30	57	11		M16x1.5	DIN 3863-U	PKK3.1316.702	294	35	PKK3.1316.703	136	60
	30	75	30	62	16		M20x1.5	DIN 3863-U	PKK3.1320.702	307	35	PKK3.1320.703	148	60
	30	73	30	60	14		M22x1.5	DIN 3863-U	PKK3.1322.702	304	35	PKK3.1322.703	146	60

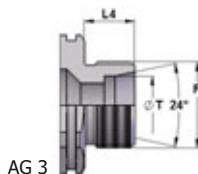
segue/follows/folgt/suite →



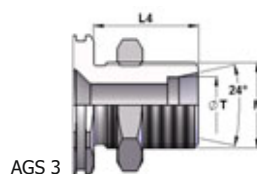
PKK3 DN13 - BG 3 - ISO 12.5

THREADS	CH2	L2	CH3	L3	L4	ØT	F	STANDARD	FEMMINA - FEMALE - MUFFE - FEMELLE			MASCIO - MALE - STECKER - MALE		
									COD. F	Weight (g)	Packaging (pcs.)	COD. M	Weight (g)	Packaging (pcs.)
AG 3	30	69	30	56	10	08L	M14x1.5	ISO 8434-1-L	PKK3.1314.302	292	35	PKK3.1314.303	134	60
	30	70	30	57	11	10L	M16x1.5	ISO 8434-1-L	PKK3.1316.302	293	35	PKK3.1316.303	135	60
	30	70	30	57	11	12L	M18x1.5	ISO 8434-1-L	PKK3.1318.302	294	35	PKK3.1318.303	136	60
	30	71	30	58	12	15L	M22x1.5	ISO 8434-1-L	PKK3.1322.302	299	35	PKK3.1322.303	141	60
	30	71	30	58	12	18L	M26x1.5	ISO 8434-1-L	PKK3.1326.302	304	35	PKK3.1326.303	146	60
	30	71	30	58	12	10S	M18x1.5	ISO 8434-1-S	PKK3.1318.402	299	35	PKK3.1318.403	141	60
	30	71	30	58	12	12S	M20x1.5	ISO 8434-1-S	PKK3.1320.402	301	35	PKK3.1320.403	143	60
	30	73	30	60	14	14S	M22x1.5	ISO 8434-1-S	PKK3.1322.402	306	35	PKK3.1322.403	148	60
	30	73	30	60	14	16S	M24x1.5	ISO 8434-1-S	PKK3.1324.402	307	35	PKK3.1324.403	149	60
	30	75	30	62	16	20S	M30x2	ISO 8434-1-S	PKK3.1330.402	323	35	PKK3.1330.403	165	60
	27	69	27	56	10	08L	M14x1.5	ISO 8434-1-L	PKK5.1314.302	279	35	PKK5.1314.303	120	76
	27	70	27	57	11	10L	M16x1.5	ISO 8434-1-L	PKK5.1316.302	280	35	PKK5.1316.303	121	76
	27	70	27	57	11	12L	M18x1.5	ISO 8434-1-L	PKK5.1318.302	281	35	PKK5.1318.303	123	76
	27	71	27	58	12	15L	M22x1.5	ISO 8434-1-L	PKK5.1322.302	286	35	PKK5.1322.303	127	76
27	71	27	58	12	18L	M26x1.5	ISO 8434-1-L	PKK5.1326.302	291	35	PKK5.1326.303	132	76	
AGS 3	30	85	30	72	26	08L	M14x1.5	ISO 8434-1-L	PKK3.1314.502	312	35	PKK3.1314.503	154	60
	30	85	30	72	26	10L	M16x1.5	ISO 8434-1-L	PKK3.1316.502	318	35	PKK3.1316.503	160	60
	30	85	30	72	26	12L	M18x1.5	ISO 8434-1-L	PKK3.1318.502	322	35	PKK3.1318.503	164	60
	30	95	30	82	36	12L	M18x1.5	ISO 8434-1-L	PKK3.1318.512	330	35	PKK3.1318.513	172	60
	30	86	30	73	27	15L	M22x1.5	ISO 8434-1-L	PKK3.1322.502	347	35	PKK3.1322.503	189	60
	30	86	30	73	27	18L	M26x1.5	ISO 8434-1-L	PKK3.1326.502	378	35	PKK3.1326.503	220	60
	30	86	30	73	27	10S	M18x1.5	ISO 8434-1-S	PKK3.1318.602	333	35	PKK3.1318.603	175	60
	30	86	30	73	27	12S	M20x1.5	ISO 8434-1-S	PKK3.1320.602	341	35	PKK3.1320.603	183	60
	30	88	30	75	29	14S	M22x1.5	ISO 8434-1-S	PKK3.1322.602	360	35	PKK3.1322.603	202	60
	30	88	30	75	29	16S	M24x1.5	ISO 8434-1-S	PKK3.1324.602	365	35	PKK3.1324.603	207	60
	30	88	30	75	29	20S	M30x2	ISO 8434-1-S	PKK3.1330.602	419	35	PKK3.1330.603	261	60
	27	85	27	72	26	12L	M18x1.5	ISO 8434-1-L	PKK5.1318.502	309	35	PKK5.1318.503	151	76
	27	86	27	73	27	15L	M22x1.5	ISO 8434-1-L	PKK5.1322.502	335	35	PKK5.1322.503	177	76

THREADS

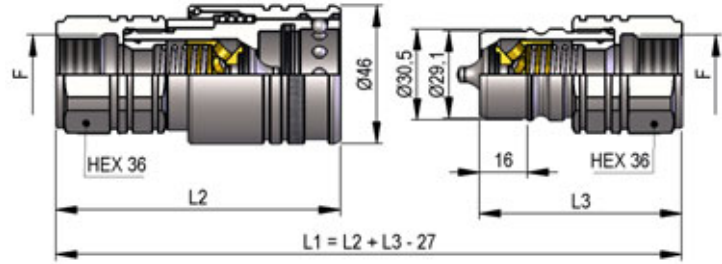


AG 3



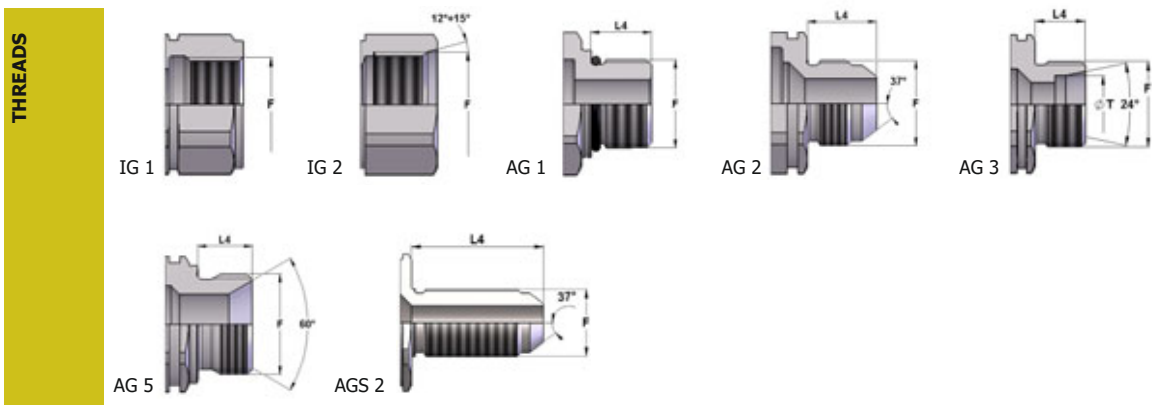
AGS 3

PKK3 DN20 - BG 4 - ISO 20



THREADS	L2	L3	L4	ØT	F	STANDARD	FEMMINA - FEMALE - MUFFE - FEMELLE			MASCHIO - MALE - STECKER - MALE		
							COD. F	Weight (g)	Packaging (pcs.)	COD. M	Weight (g)	Packaging (pcs.)
IG 1	92.8	65.5			BSP 1/2"	DIN 3852-2-X	PKK3.2013.112	623	24	PKK3.2013.113	288	42
	94.3	67			NPT 1/2"	ANSI B1.20.3	PKK3.2013.012	636	24	PKK3.2013.013	301	42
	94.8	67.5			BSP 3/4"	DIN 3852-2-X	PKK3.2019.112	603	24	PKK3.2019.113	268	42
	94.3	67			NPT 3/4"	ANSI B1.20.3	PKK3.2019.012	608	24	PKK3.2019.013	274	42
	90.8	63.5			M18x1.5	ISO 6149-1	PKK3.2018.102	622	24	PKK3.2018.103	287	42
	90.3	63			M22x1.5	ISO 6149-1	PKK3.2022.102	605	24	PKK3.2022.103	270	42
	94.3	67			M26x1.5	ISO 6149-1	PKK3.2026.102	602	24	PKK3.2026.103	267	42
	94.3	67			M30x1.5	ISO 6149-1	PKK3.2030.102	575	24	PKK3.2030.103	241	42
IG 2	90.3	63			3/4"-16 UNF 2B	SAE J 1926-1	PKK3.2019.032	615	24	PKK3.2019.033	280	42
	94.3	67			7/8"-14 UNF 2B	SAE J 1926-1	PKK3.2023.032	627	24	PKK3.2023.033	292	42
	94.3	67			1"1/16-12 UN 2B	SAE J 1926-1	PKK3.2027.032	597	24	PKK3.2027.033	263	42
AG 1	95.8	68.5	18.5		1"1/16-12 UN 2A	SAE J 1926-3	PKK3.2027.332	589	24	PKK3.2027.333	255	42
AG 2	96	68.7	16.7		3/4"-16 UNF 2A	SAE J 514	PKK3.2019.302	569	24	PKK3.2019.303	234	42
	98.6	71.3	19.3		7/8"-14 UNF 2A	SAE J 514	PKK3.2023.302	585	24	PKK3.2023.303	250	42
	101.3	74	22		1"1/16-12 UN 2A	SAE J 514	PKK3.2027.302	593	24	PKK3.2027.303	259	42
AGS 2	116.9	89.6	36.6		3/4"-16 UNF 2A	SAE J 514	PKK3.2019.502	608	10	PKK3.2019.503	273	30
	120.4	93.1	41.1		7/8"-14 UNF 2A	SAE J 514	PKK3.2023.502	612	10	PKK3.2023.503	278	30
	124.7	97.4	45.4		1"1/16-12 UN 2A	SAE J 514	PKK3.2027.502	645	10	PKK3.2027.503	310	30
AG 5	98.3	71	16		BSP 3/4"	DIN 3852-2-A	PKK3.2019.712	594	24	PKK3.2019.713	260	42
AG 3	90.3	63	11	12L	M18x1.5	ISO 8434-1-L	PKK3.2018.302	561	24	PKK3.2018.303	226	42
	91.3	64	12	15L	M22x1.5	ISO 8434-1-L	PKK3.2022.302	565	24	PKK3.2022.303	231	42
	91.3	64	12	18L	M26x1.5	ISO 8434-1-L	PKK3.2026.302	572	24	PKK3.2026.303	237	42
	93.3	66	14	22L	M30x2	ISO 8434-1-L	PKK3.2030.302	575	24	PKK3.2030.303	241	42
	91.3	64	12	10S	M18x1.5	ISO 8434-1-S	PKK3.2018.402	564	24	PKK3.2018.403	230	42
	91.3	64	12	12S	M20x1.5	ISO 8434-1-S	PKK3.2020.402	567	24	PKK3.2020.403	232	42
	93.3	66	14	14S	M22x1.5	ISO 8434-1-S	PKK3.2022.402	571	24	PKK3.2022.403	236	42
	93.3	66	14	16S	M24x1.5	ISO 8434-1-S	PKK3.2024.402	574	24	PKK3.2024.403	239	42
	95.3	68	16	20S	M30x2	ISO 8434-1-S	PKK3.2030.402	588	24	PKK3.2030.403	253	42

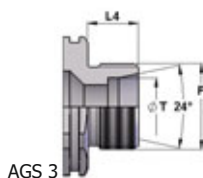
segue/follows/folgt/suite →



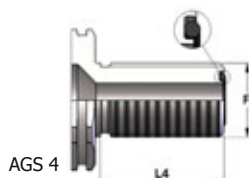
PKK3 DN20 - BG 4 - ISO 20

THREADS	L2	L3	L4	ØT	F	STANDARD	FEMMINA - FEMALE - MUFFE - FEMELLE			MASCIO - MALE - STECKER - MALE		
							COD. F	Weight (g)	Packaging (pcs.)	COD. M	Weight (g)	Packaging (pcs.)
AGS 3	105.3	78	26	12L	M18x1.5	ISO 8434-1-L	PKK3.2018.502	589	10	PKK3.2018.503	254	30
	106.3	79	27	15L	M22x1.5	ISO 8434-1-L	PKK3.2022.502	614	10	PKK3.2022.503	279	30
	106.3	79	27	18L	M26x1.5	ISO 8434-1-L	PKK3.2026.502	646	10	PKK3.2026.503	311	30
	113.3	86	34	22L	M30x2	ISO 8434-1-L	PKK3.2030.502	682	10	PKK3.2030.503	348	30
	106.3	79	27	10S	M18x1.5	ISO 8434-1-S	PKK3.2018.602	597	10	PKK3.2018.603	262	30
	106.3	79	27	12S	M20x1.5	ISO 8434-1-S	PKK3.2020.602	608	10	PKK3.2020.603	273	30
	108.3	81	29	14S	M22x1.5	ISO 8434-1-S	PKK3.2022.602	623	10	PKK3.2022.603	289	30
	108.3	81	29	16S	M24x1.5	ISO 8434-1-S	PKK3.2024.602	631	10	PKK3.2024.603	296	30
	113.3	86	34	20S	M30x2	ISO 8434-1-S	PKK3.2030.602	677	10	PKK3.2030.603	343	30
AGS 4	117.8	90.5	38.5		1"-14 UNS 2A	SAE J 1453	PKK3.2025.532	644	10	PKK3.2025.533	310	30
	119.3	92	40		1"3/16-12 UN 2A	SAE J 1453	PKK3.2030.532	687	10	PKK3.2030.533	353	30

THREADS



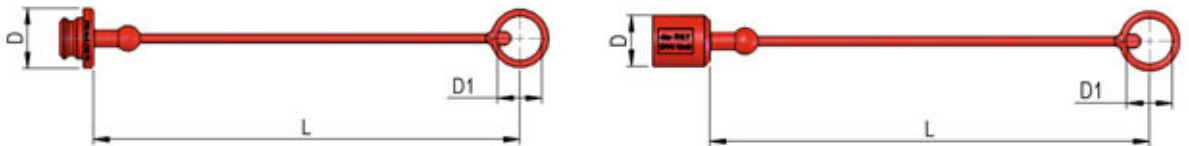
AGS 3



AGS 4

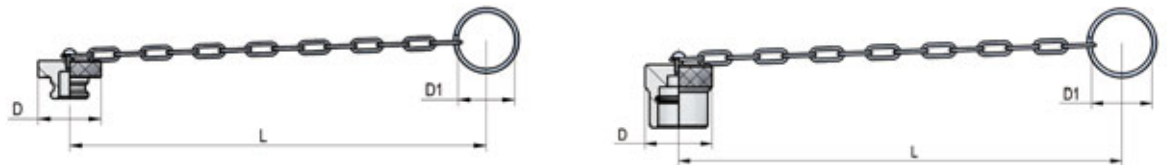
PLASTIC CAPS

NOMINAL SIZE			FEMALE DUST PLUG					MALE DUST CAP					COLOR	MATERIAL
DNP	BG	ISO	COD. F	Dimensions			Weight	COD. M	Dimensions			Weight		
				D	L	D1	(g)		D	L	D1	(g)		
13	3	12.5	SPAV.13002	35	250	26	20	SPAV.13003	29	250	26	21	●	PVC
13	3	12.5	SPAV.13012	35	250	26	20	SPAV.13013	29	250	26	21	●	PVC
13	3	12.5	SPAV.13022	35	250	26	20	SPAV.13023	29	250	26	21	●	PVC
13	3	12.5	SPAV.13032	35	250	26	20	SPAV.13033	29	250	26	21	●	PVC
13	3	12.5	SPAV.13042	35	250	26	20	SPAV.13043	29	250	26	21	●	PVC
13	3	12.5	SPAV.13052	35	250	26	20	SPAV.13053	29	250	26	21	○	PVC
13	3	12.5	SPAV.13062	35	250	26	20	SPAV.13063	29	250	26	21	●	PVC
20	4	20	SPAV.20002	42	270	36	33	SPAV.20003	36.5	270	36	39	●	PVC
20	4	20	SPAV.20012	42	270	36	33	SPAV.20013	36.5	270	36	39	●	PVC
20	4	20	SPAV.20032	42	270	36	33	SPAV.20033	36.5	270	36	39	●	PVC
20	4	20	SPAV.20042	42	270	36	33	SPAV.20043	36.5	270	36	39	●	PVC
20	4	20	SPAV.20052	42	270	36	33	SPAV.20053	36.5	270	36	39	○	PVC
20	4	20	SPAV.20062	42	270	36	33	SPAV.20063	36.5	270	36	39	●	PVC

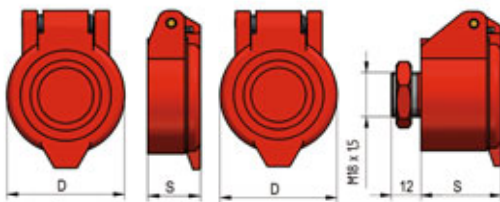


METAL CAPS

NOMINAL SIZE			FEMALE DUST PLUG					MALE DUST CAP					MATERIAL
DNP	BG	ISO	COD. F	Dimensions			Weight	COD. M	Dimensions			Weight	
				D	L	D1	(g)		D	L	D1	(g)	
13	3	12.5	SPAV.13202	38	205	32	51	SPAV.13203	38	205	32	70	Aluminum
20	4	20	SPAV.20202	45	275	47	66	SPAV.20203	45	275	47	107	Aluminum

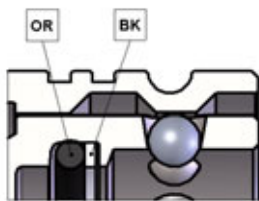


AUTOMATIC CAPS



NOMINAL SIZE			AUTOMATIC FEMALE CAP				AUTOMATIC MALE CAP				COLOR	MATERIAL
DNP	BG	ISO	COD. F	Dimensions		Weight	COD. M	Dimensions		Weight		
				D	S	(g)		D	S	(g)		
13	3	12.5	SPPV.13302	46	18.4	24	SPPV.13303	46	33	60	●	Nylon
13	3	12.5	SPPV.13312	46	18.4	24	-	-	-	-	●	Nylon
13	3	12.5	SPPV.13322	46	18.4	24	-	-	-	-	●	Nylon
13	3	12.5	SPPV.13332	46	18.4	24	SPPV.13333	46	33	60	●	Nylon
13	3	12.5	SPPV.13342	46	18.4	24	SPPV.13343	46	33	60	●	Nylon

SPARE PARTS



NOMINAL SIZE			FEMALE GASKET	
DNP	BG	ISO	OR (NBR*)	BK (PTFE)
13	3	12.5	PPV.013.120	PPV.013.130
20	4	20	PAV.019.120	PAV.019.130

*AL CODICE DELLA GUARNIZIONE IN NBR AGGIUNGERE 'E' PER EPDM O 'V' PER VITON

*TO THE NBR GASKET CODE ADD 'E' FOR EPDM OR 'V' FOR VITON

*ZU DER ARTIKELNR. DER NBR DICHTUNG GEBEN SIE 'E' FUER EPDM ODER 'V' FUER VITON AN

*AU CODE DU JOINT EN NBR JOINDRE 'E' POUR EPDM OU 'V' POUR VITON

PUSH PULL

CONNESSIONE IN PRESSIONE
CONNECTION UNDER PRESSURE
ANSCHLUSS UNTER DRUCK
CONNEXION SOUS PRESSION

Caratteristiche tecniche I

- Norma: ISO 7241 A
- Ghiera: doppia azione
- Occlusione: valvola
- Aggancio: sfere radiali
- Materiale: acciaio
- Finitura: Zn-Fe (Cr III)
- Filettature: BSP - NPT - SAE - METRICHE
- Guarnizioni standard: NBR
- Temperatura d'esercizio: -25 °C +100 °C
- Guarnizioni opzionali: FKM, EPDM o altro
- Pressioni di esercizio: 250 bar
- Connessione in pressione: consentita (solo lato maschio)

Technical data E


- Standard: ISO 7241 A
- Sleeve: double acting
- Occlusion: poppet
- Locking: radial balls
- Material: steel
- Finishing: Zn-Fe (Cr III)
- Threads: BSP - NPT - SAE - METRICS
- Standard seals: NBR
- Working temperature: -25 °C +100 °C
- Optional seals: FKM, EPDM or more
- Working pressure: 250 bar
- Connection under pressure: allowed (male side only)

Technische Merkmale D

- Norm: ISO 7241 A
- Hülse: doppelwirkend
- Verschluss: ventil
- Kupplung: Radial Kugeln
- Werkstoff: Stahl
- Ausführung: Zn-Fe (Cr III)
- Gewinde: BSP - NPT - SAE - METRISCHE
- Standard-Dichtungen: NBR
- Betriebstemperatur: -25 °C +100 °C
- Dichtungen nach Wahl: FKM, EPDM, usw.
- Betriebsdruck: 250 bar
- Kuppeln unter Druck: erlaubt (nur Steckerseite)

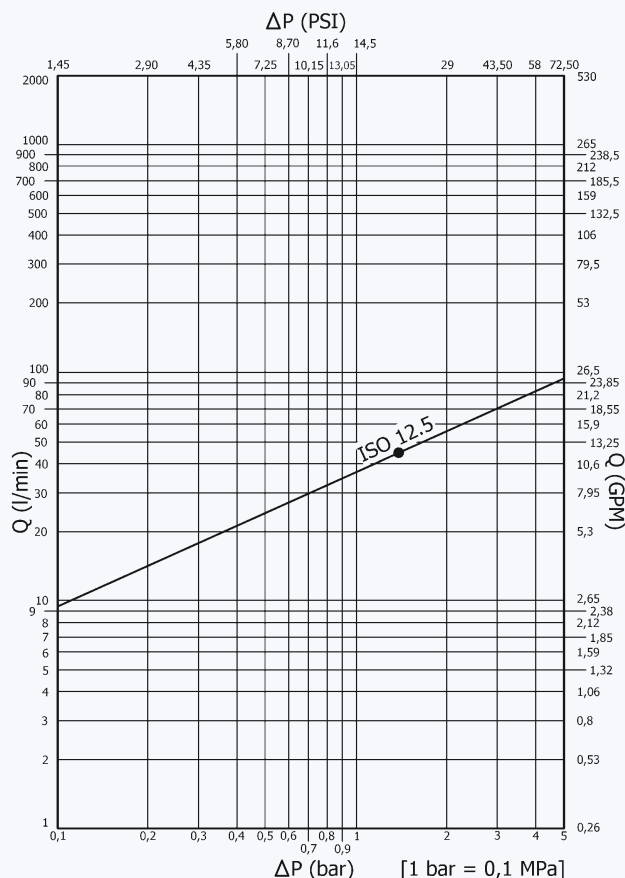
Caracteristiques techniques F

- Norme: ISO 7241 A
- Douille: double action
- Obturation: clapet
- Accrochage: billes radiales
- Matériel: acier
- Traitement: Zn-Fe (Cr III)
- Taraudage: BSP - NPT - SAE - METRIQUES
- Joints standard: NBR
- Température de service: -25 °C +100 °C
- Joints facultatifs: FKM, EPDM, ect.
- Pression de service: 250 bar
- Connexion sous pression: possible (seulement côté male)

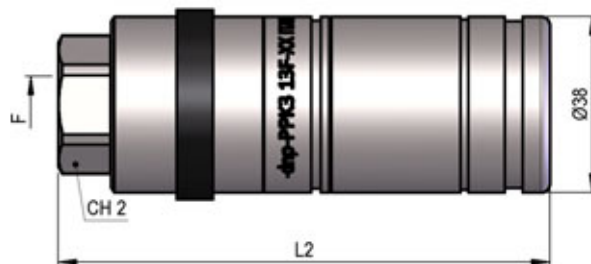


Nominal size				Max working pressure	Rated flow	Max flow rate	Min burst pressure			Fluid spillage
DNP	BG	ISO	mm				Male	Female	Coupled	
13	3	12.5	10.5	25 MPa	45 l/min	90 l/min	See PPV	130 MPa	120 MPa	2.7 cc

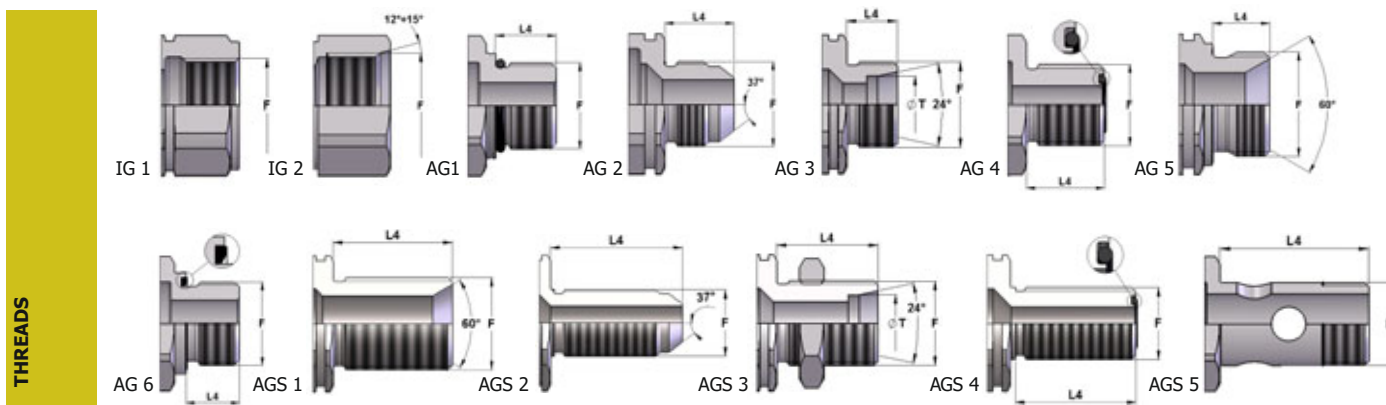
1 MPa = 145.04 psi • 1 l = 0.264 gal



PPK3 DN13 - BG 3 - ISO 12.5



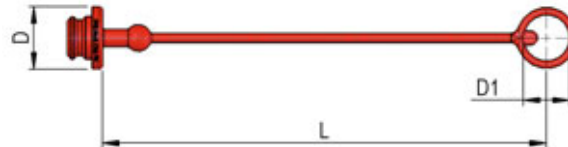
THREADS	CH2	L2	L4	ØT	F	STANDARD	FEMMINA - FEMALE - MUFFE - FEMELLE		
							COD. F	Weight (g)	Packaging (pcs.)
IG 1	27	107.3			BSP 1/2"	DIN 3852-2-X	PPK3.1313.112	575	35
	27	107.3			NPT 1/2"	ANSI B1.20.3	PPK3.1313.012	577	35
IG 2	27	107.3			3/4"-16 UNF 2B	SAE J 1926-1	PPK3.1319.032	580	35
	30	109.3			7/8"-14 UNF 2B	SAE J 1926-1	PPK3.1323.032	569	35
	32	111.3			1"1/16-14 UNF 2B	SAE J 1926-1	PPK3.1327.032	577	35
AG 1	32	112.5	14		BSP 1/2"	DIN 3852-2-A	PPK3.1313.212	559	35
	32	113.3	14		M18x1.5	ISO 6149-2	PPK3.1318.222	563	35
	32	111.5	15		M22x1.5	ISO 6149-2	PPK3.1322.222	554	35
	32	107.5	11.1		3/4"-16 UNF 2A	SAE J 1926-3	PPK3.1319.332	547	35
	32	113.7	12.7		7/8"-14 UNF 2A	SAE J 1926-3	PPK3.1323.332	579	35
	32	110.8	15.1		1"1/16 -12UN 2A	SAE J 1926-3	PPK3.1327.332	564	35
AG 6	32	110.3	14		M22x1.5	DIN 3852-11-E	PPK3.1322.312	547	35
AG 4	32	108.6	12.8		13/16-16 UN 2A	SAE J 1453	PPK3.1320.532	552	35
AGS 4	32	136.6	40.6		1"-14 UNS 2A	SAE J 1453	PPK3.1325.532	645	35
	32	138.6	41.7		1"3/16-12 UN 2A	SAE J 1453	PPK3.1330.532	680	35
AG 5	32	110.3	12		BSP 3/8"	DIN 3852-2-A	PPK3.1310.712	546	35
	32	111.5	14		M22x1.5	DIN 3852-1-A	PPK3.1322.712	556	35
AGS 1	32	132.8	35		BSP 3/8"	DIN 3863-U	PPK3.1310.752	573	35
	32	132.5	35		BSP 1/2"	DIN 3863-U	PPK3.1313.752	586	35
	32	130.7	35		BSP 5/8"	DIN 3863-U	PPK3.1322.752	579	35
AG 2	32	112.5	16.7		3/4"-16 UNF 2A	SAE J 514	PPK3.1319.302	549	35
	32	115.1	19.3		7/8"-14 UNF 2A	SAE J 514	PPK3.1323.302	557	35
	32	117	22		1"1/16-14 UNF 2A	SAE J 514	PPK3.1327.302	569	35
AGS 2	32	133.5	37.6		3/4"-16 UNF 2A	SAE J 514	PPK3.1319.502	578	35
	32	137	41.1		7/8"-14 UNF 2A	SAE J 514	PPK3.1323.502	594	35
AG 3	32	107.8	12	12S	M20x1.5	ISO 8434-1-S	PPK3.1320.402	545	35
AGS 3	32	121.5	26	12L	M18x1.5	ISO 8434-1-L	PPK3.1318.502	567	35
	32	123.5	27	15L	M22x1.5	ISO 8434-1-L	PPK3.1322.502	599	35
	32	123.5	27	12S	M20x1.5	ISO 8434-1-S	PPK3.1320.602	594	35
	32	124.5	29	16S	M24x1.5	ISO 8434-1-S	PPK3.1324.602	612	35
AGS 5	32	134.8	39		M22x1.5	DIN 7463	PPK3.1322.902	570	35



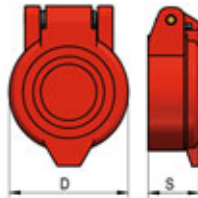
THREADS

PLASTIC CAPS

NOMINAL SIZE		FEMALE DUST PLUG				COLOR	MATERIAL		
DNP	BG	ISO	COD. F	Dimensions			Weight (g)		
				D	L	D1			
13	3	12.5	SPAV.13002	35	250	26	20	●	PVC
13	3	12.5	SPAV.13012	35	250	26	20	●	PVC
13	3	12.5	SPAV.13022	35	250	26	20	●	PVC
13	3	12.5	SPAV.13032	35	250	26	20	●	PVC
13	3	12.5	SPAV.13042	35	250	26	20	●	PVC
13	3	12.5	SPAV.13052	35	250	26	20	○	PVC
13	3	12.5	SPAV.13062	35	250	26	20	●	PVC

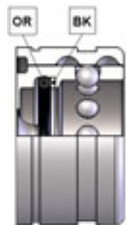


AUTOMATIC CAPS



NOMINAL SIZE		AUTOMATIC FEMALE CAP			COLOR	MATERIAL		
DNP	BG	ISO	COD. F	Dimensions		Weight (g)		
				D	S			
13	3	12.5	SPPV.13302	46	18.4	24	●	Nylon
13	3	12.5	SPPV.13312	46	18.4	24	●	Nylon
13	3	12.5	SPPV.13322	46	18.4	24	●	Nylon
13	3	12.5	SPPV.13332	46	18.4	24	●	Nylon
13	3	12.5	SPPV.13342	46	18.4	24	●	Nylon

SPARE PARTS



NOMINAL SIZE			FEMALE GASKET	
DNP	BG	ISO	OR (NBR*)	BK (PTFE)
13	3	12.5	PAV.013.120	PAV.013.130

*AL CODICE DELLA GUARNIZIONE IN NBR AGGIUNGERE 'E' PER EPDM O 'V' PER VITON

*TO THE NBR GASKET CODE ADD 'E' FOR EPDM OR 'V' FOR VITON

*ZU DER ARTIKELNR. DER NBR DICHTUNG GEBEN SIE 'E' FUER EPDM ODER 'V' FUER VITON AN

*AU CODE DU JOINT EN NBR JOINDRE 'E' POUR EPDM OU 'V' POUR VITON

PUSH PULL

CONNESSIONE IN PRESSIONE
 CONNECTION UNDER PRESSURE
 ANSCHLUSS UNTER DRUCK
 CONNEXION SOUS PRESSION

Caratteristiche tecniche I

- Norma: ISO 7241 A
- Ghiera: doppia azione
- Occlusione: valvola decompressione
- Aggancio: sfere radiali
- Materiale: acciaio
- Finitura: Zn-Fe (Cr III)
- Filettature: BSP - NPT - SAE - METRICHE
- Guarnizioni standard: NBR
- Temperatura d'esercizio: -25 °C +100 °C
- Guarnizioni opzionali: FKM, EPDM o altro
- Pressioni di esercizio: 250 bar
- Connessione in pressione: consentita (lato maschio e lato femmina)

Technical data E

- Standard: ISO 7241 A
- Sleeve: double acting
- Occlusion: decompression valve
- Locking: radial balls
- Material: steel
- Finishing: Zn-Fe (Cr III)
- Threads: BSP - NPT - SAE - METRICS
- Standard seals: NBR
- Working temperature: -25 °C +100 °C
- Optional seals: FKM, EPDM or more
- Working pressure: 250 bar
- Connection under pressure: allowed (both male and female side)

Technische Merkmale D

- Norm: ISO 7241 A
- Hülse: doppelwirkend
- Verschluss: Dekompressionsventil
- Kupplung: Radial Kugeln
- Werkstoff: Stahl
- Ausführung: Zn-Fe (Cr III)
- Gewinde: BSP - NPT - SAE - METRISCHE
- Standard-Dichtungen: NBR
- Betriebstemperatur: -25 °C +100 °C
- Dichtungen nach Wahl: FKM, EPDM, usw.
- Betriebsdruck: 250 bar
- Kuppeln unter Druck: erlaubt (Steckerseite und Muffenseite)

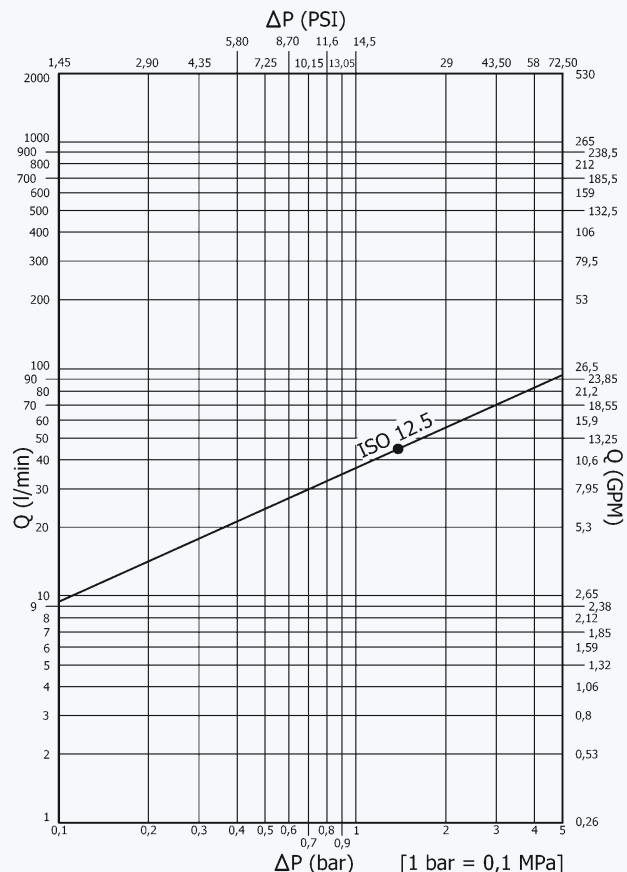
Caracteristiques techniques F

- Norme: ISO 7241 A
- Douille: double action
- Obturation: clapet décompression
- Accrochage: billes radiales
- Matériel: acier
- Traitement: Zn-Fe (Cr III)
- Taraudage: BSP - NPT - SAE - METRIQUES
- Joints standard: NBR
- Température de service: -25 °C +100 °C
- Joints facultatifs: FKM, EPDM, ect.
- Pression de service: 250 bar
- Connexion sous pression: possible (côté male et femelle)

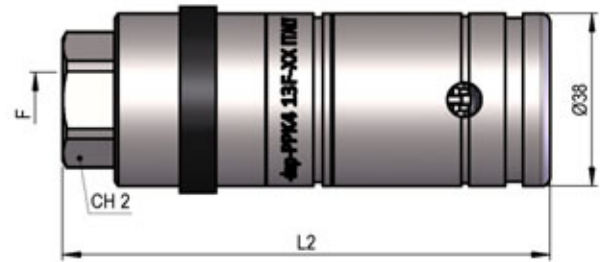


Nominal size				Max working pressure	Rated flow	Max flow rate	Min burst pressure			Fluid spillage
DNP	BG	ISO	mm				Male	Female	Coupled	
13	3	12.5	10.5	25	45	90	See PPV	130	120	2.7

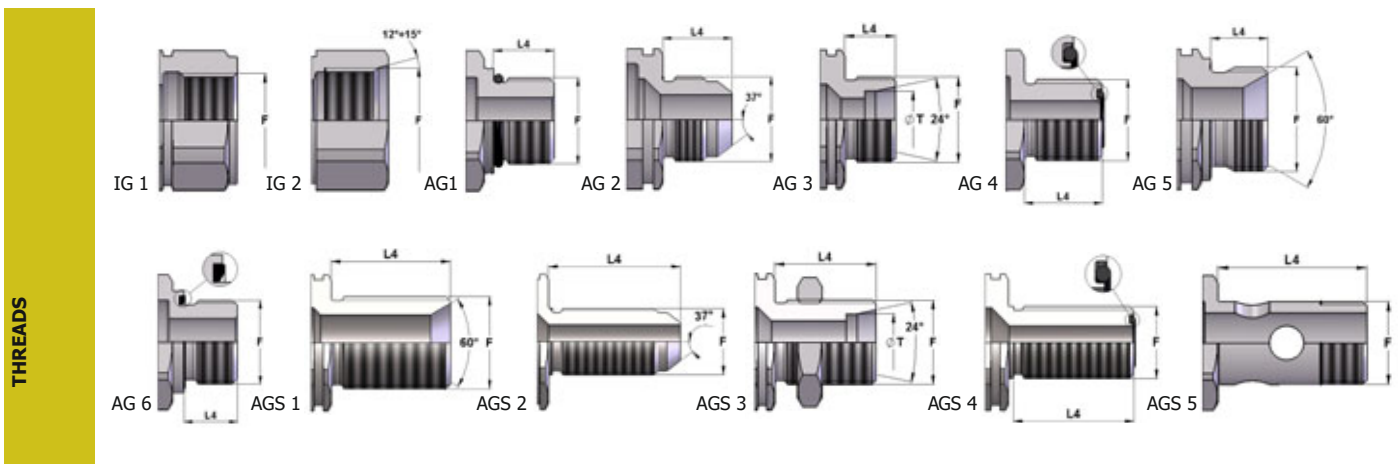
1 MPa = 145.04 psi • 1 l = 0.264 gal



PPK4 DN13 - BG 3 - ISO 12.5

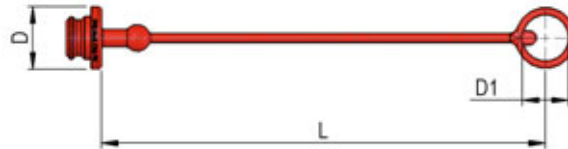


THREADS	CH2	L2	L4	ØT	F	STANDARD	FEMMINA - FEMALE - MUFFE - FEMELLE		
							COD. F	Weight (g)	Packaging (pcs.)
IG 1	27	107.3			BSP 1/2"	DIN 3852-2-X	PPK4.1313.112	575	35
	27	107.3			NPT 1/2"	ANSI B1.20.3	PPK4.1313.012	577	35
IG 2	27	107.3			3/4"-16 UNF 2B	SAE J 1926-1	PPK4.1319.032	580	35
	30	109.3			7/8"-14 UNF 2B	SAE J 1926-1	PPK4.1323.032	569	35
	32	111.3			1"1/16-14 UNF 2B	SAE J 1926-1	PPK4.1327.032	577	35
AG 1	32	112.5	14		BSP 1/2"	DIN 3852-2-A	PPK4.1313.212	559	35
	32	113.3	14		M18x1.5	ISO 6149-2	PPK4.1318.222	563	35
	32	111.5	15		M22x1.5	ISO 6149-2	PPK4.1322.222	554	35
	32	107.5	11.1		3/4"-16 UNF 2A	SAE J 1926-3	PPK4.1319.332	547	35
	32	113.7	12.7		7/8"-14 UNF 2A	SAE J 1926-3	PPK4.1323.332	579	35
	32	110.8	15.1		1"1/16 -12UN 2A	SAE J 1926-3	PPK4.1327.332	564	35
AG 6	32	110.3	14		M22x1.5	DIN 3852-11-E	PPK4.1322.312	547	35
AG 4	32	108.6	12.8		13/16-16 UN 2A	SAE J 1453	PPK4.1320.532	552	35
AGS 4	32	136.6	40.6		1"-14 UNS 2A	SAE J 1453	PPK4.1325.532	645	35
	32	138.6	41.7		1"3/16-12 UN 2A	SAE J 1453	PPK4.1330.532	680	35
AG 5	32	110.3	12		BSP 3/8"	DIN 3852-2-A	PPK4.1310.712	546	35
	32	111.5	14		M22x1.5	DIN 3852-1-A	PPK4.1322.712	556	35
AGS 1	32	132.8	35		BSP 3/8"	DIN 3863-U	PPK4.1310.752	573	35
	32	132.5	35		BSP 1/2"	DIN 3863-U	PPK4.1313.752	586	35
	32	130.7	35		BSP 5/8"	DIN 3863-U	PPK4.1322.752	579	35
AG 2	32	112.5	16.7		3/4"-16 UNF 2A	SAE J 514	PPK4.1319.302	549	35
	32	115.1	19.3		7/8"-14 UNF 2A	SAE J 514	PPK4.1323.302	557	35
	32	117	22		1"1/16-14 UNF 2A	SAE J 514	PPK4.1327.302	569	35
AGS 2	32	133.5	37.6		3/4"-16 UNF 2A	SAE J 514	PPK4.1319.502	578	35
	32	137	41.1		7/8"-14 UNF 2A	SAE J 514	PPK4.1323.502	594	35
AG 3	32	107.8	12	12S	M20x1.5	ISO 8434-1-S	PPK4.1320.402	545	35
AGS 3	32	121.5	26	12L	M18x1.5	ISO 8434-1-L	PPK4.1318.502	567	35
	32	123.5	27	15L	M22x1.5	ISO 8434-1-L	PPK4.1322.502	599	35
	32	123.5	27	12S	M20x1.5	ISO 8434-1-S	PPK4.1320.602	594	35
	32	124.5	29	16S	M24x1.5	ISO 8434-1-S	PPK4.1324.602	612	35
AGS 5	32	134.8	39		M22x1.5	DIN 7463	PPK4.1322.902	570	35

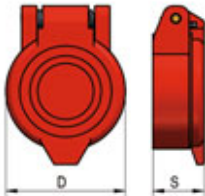


PLASTIC CAPS

NOMINAL SIZE		FEMALE DUST PLUG			Dimensions			Weight	COLOR	MATERIAL
DNP	BG	ISO	COD. F	D	L	D1	(g)			
13	3	12.5	SPAV.13002	35	250	26	20	●	PVC	
13	3	12.5	SPAV.13012	35	250	26	20	●	PVC	
13	3	12.5	SPAV.13022	35	250	26	20	●	PVC	
13	3	12.5	SPAV.13032	35	250	26	20	●	PVC	
13	3	12.5	SPAV.13042	35	250	26	20	●	PVC	
13	3	12.5	SPAV.13052	35	250	26	20	○	PVC	
13	3	12.5	SPAV.13062	35	250	26	20	●	PVC	



AUTOMATIC CAPS



NOMINAL SIZE		AUTOMATIC FEMALE CAP			Dimensions		Weight	COLOR	MATERIAL
DNP	BG	ISO	COD. F	D	S	(g)			
13	3	12.5	SPPV.13302	46	18.4	24	●	Nylon	
13	3	12.5	SPPV.13312	46	18.4	24	●	Nylon	
13	3	12.5	SPPV.13322	46	18.4	24	●	Nylon	
13	3	12.5	SPPV.13332	46	18.4	24	●	Nylon	
13	3	12.5	SPPV.13342	46	18.4	24	●	Nylon	

SPARE PARTS



NOMINAL SIZE			FEMALE GASKET	
DNP	BG	ISO	OR (NBR*)	BK (PTFE)
13	3	12.5	PAV.013.120	PAV.013.130

*AL CODICE DELLA GUARNIZIONE IN NBR AGGIUNGERE 'E' PER EPDM O 'V' PER VITON

*TO THE NBR GASKET CODE ADD 'E' FOR EPDM OR 'V' FOR VITON

*ZU DER ARTIKELNR. DER NBR DICHTUNG GEBEN SIE 'E' FUER EPDM ODER 'V' FUER VITON AN

*AU CODE DU JOINT EN NBR JOINDRE 'E' POUR EPDM OU 'V' POUR VITON

SCREW/ISO 14541

INNESTI A VITE/ACCIAIO
SCREW COUPLINGS/STEEL
SCHRAUBKUPPLUNGEN/STAHL
COUPLEURS A VISSER/ACIER



Caratteristiche tecniche I

- Norma: ISO 14541 (DN06→DN20)
- Occlusione: valvola
- Aggancio: a vite
- Materiale: acciaio
- Finitura: Zn-Fe (Cr III)
- Filettature: BSP - NPT - SAE - METRICHE
- Guarnizioni standard: NBR
- Temperatura d'esercizio: -25 °C +100 °C
- Guarnizioni opzionali: FKM, EPDM o altro
- Pressioni di esercizio: 300-450 bar
- Connessione in pressione: consentita (lato maschio o lato femmina)

Technical data E

- Standard: ISO 14541 (DN06→DN20)
- Occlusion: poppet
- Locking: screw
- Material: steel
- Finishing: Zn-Fe (Cr III)
- Threads: BSP - NPT - SAE - METRICS
- Standard seals: NBR
- Working temperature: -25 °C +100 °C
- Optional seals: FKM, EPDM or more
- Working pressure: 300-450 bar
- Connection under pressure: allowed (both male or female side)

Nominal size	Max working pressure	Rated flow	Max flow rate	Min burst pressure			Fluid spillage			
				Male	Female	Coupled				
DNP	BG	ISO	mm	MPa	l/min	l/min	MPa	MPa	MPa	cc
06	1	6.3	5	45	12	17	190	270	250	0.8
10	2	10	8.5	40	23	46	130	150	180	1.4
13	3	12.5	10.5	40	45	90	120	150	140	2.7
20	4	20	15.7	30	106	190	100	130	140	9.3
25	5	25	17.3	30	189	280	100	130	140	16
30	6	31.5	29.6	30	288	480	100	100	100	30

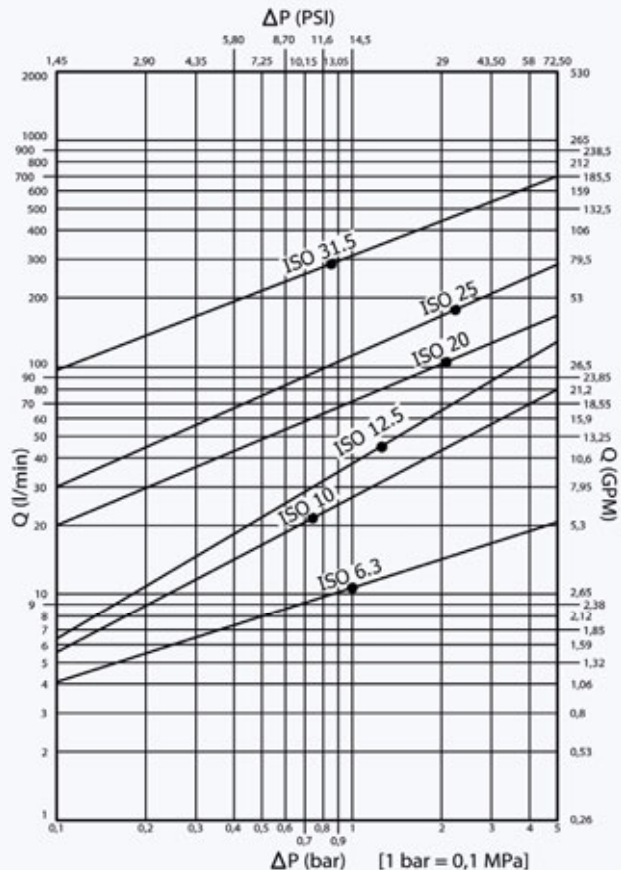
1 MPa = 145.04 psi • 1 l = 0.264 gal

Technische Merkmale D

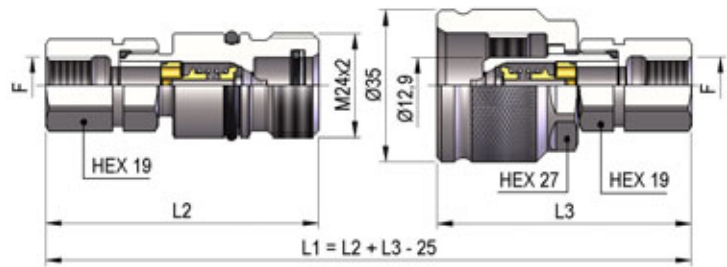
- Norm: ISO 14541 (DN06→DN20)
- Verschluss: ventil
- Kupplung: Schraubweise
- Werkstoff: Stahl
- Ausführung: Zn-Fe (Cr III)
- Gewinde: BSP - NPT - SAE - METRISCHE
- Standard-Dichtungen: NBR
- Betriebstemperatur: -25 °C +100 °C
- Dichtungen nach Wahl: FKM, EPDM, usw.
- Betriebsdruck: 300-450 bar
- Kuppeln unter Druck: erlaubt (Steckerseite oder Muffenseite)

Caracteristiques techniques F

- Norme: ISO 14541 (DN06→DN20)
- Obturation: clapet
- Accrochage: a vissé
- Matériel: acier
- Traitement: Zn-Fe (Cr III)
- Taraudage: BSP - NPT - SAE - METRIQUES
- Joints standard: NBR
- Température de service: -25 °C +100 °C
- Joints facultatifs: FKM, EPDM, ect.
- Pression de service: 300-450 bar
- Connexion sous pression: possible (côté male ou femelle)

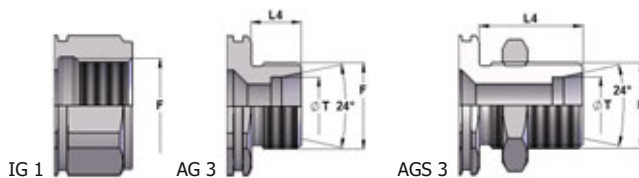


PVV3 DN06 - BG 1 - ISO 6.3

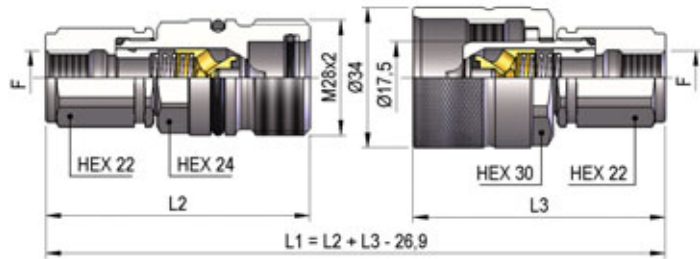


THREADS	L2	L3	L4	ØT	F	STANDARD	FEMMINA - FEMALE - MUFFE - FEMELLE			MASCHIO - MALE - STECKER - MALE		
							COD. F	Weight (g)	Packaging (pcs.)	COD. M	Weight (g)	Packaging (pcs.)
IG 1	59	58			BSP 1/4"	DIN 3852-2-X	PVV3.0606.112	126	120	PVV3.0606.113	177	45
					NPT 1/4"	ANSI B1.20.3	PVV3.0606.012	128	120	PVV3.0606.013	178	45
AG 3	58	57	10	Ø8L	M14x1.5	ISO 8434-1-L	PVV3.0614.302	115	120	PVV3.0614.303	166	45
AGS 3	73	73	25	Ø8L	M14x1.5	ISO 8434-1-L	PVV3.0614.502	136	100	PVV3.0614.503	186	45

THREADS

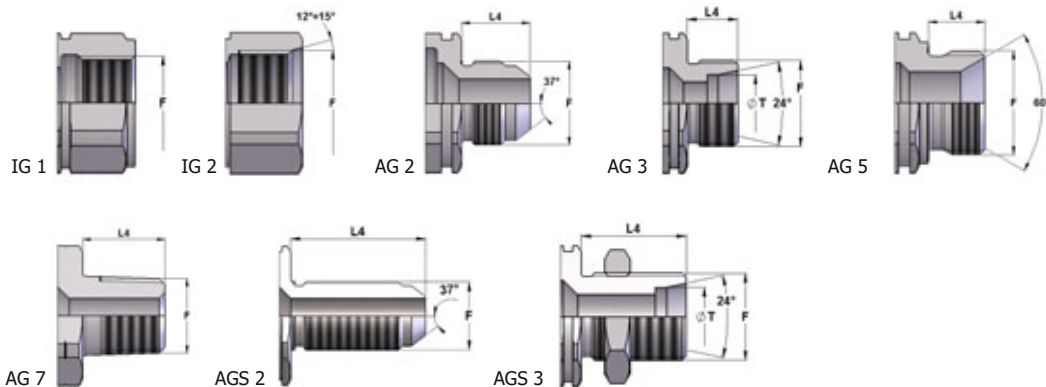


PVV3 DN10 - BG 2 - ISO 10 (T)

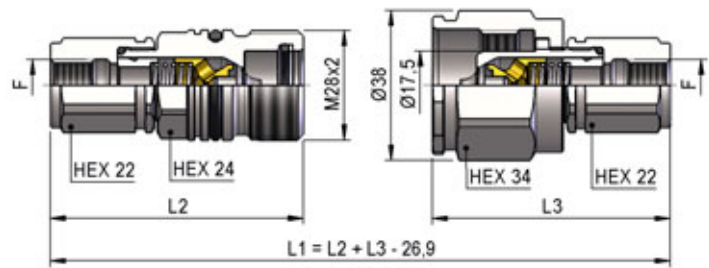


THREADS	L2	L3	L4	ØT	F	STANDARD	FEMMINA - FEMALE - MUFFE - FEMELLE			MASCHIO - MALE - STECKER - MALE		
							COD. F	Weight (g)	Packaging (pcs.)	COD. M	Weight (g)	Packaging (pcs.)
IG 1	64	61.2			BSP 1/4"	DIN 3852-2-X	PVV3.1006.112	166	76	PVV3.1006.113	171	45
	64	61.2			NPT 1/4"	ANSI B1.20.3	PVV3.1006.012	167	76	PVV3.1006.013	172	45
	64	61.2			RC 1/4"	EN 10226	PVV3.1006.042	169	76	PVV3.1006.043	174	45
	64	61.2			BSP 3/8"	DIN 3852-2-X	PVV3.1010.112	157	76	PVV3.1010.113	162	45
	64	61.2			NPT 3/8"	ANSI B1.20.3	PVV3.1010.012	159	76	PVV3.1010.013	164	45
	64	61.2			M16x1.5	ISO 6149-1	PVV3.1016.102	160	76	PVV3.1016.103	165	45
	64	61.2			M18x1.5	ISO 6149-1	PVV3.1018.102	153	76	PVV3.1018.103	158	45
IG 2	64	61.2			9/16"-18 UNF 2B	SAE J 1926-1	PVV3.1015.032	163	76	PVV3.1015.033	168	45
AG 2	65.9	63.1	14.1		9/16"-18 UNF 2A	SAE J 514	PVV3.1015.302	151	76	PVV3.1015.303	156	45
AGS 2	85.1	82.3	33.3		9/16"-18 UNF 2A	SAE J 514	PVV3.1015.502	164	76	PVV3.1015.503	169	45
AG 5	66.3	63.5	12		BSP 3/8"	DIN 3852-2-B	PVV3.1010.212	159	76	PVV3.1010.213	164	45
	65.8	63	12		BSP 1/4"	DIN 3852-2-A	PVV3.1006.712	154	76	PVV3.1006.713	159	45
	66.3	63.5	12		BSP 3/8"	DIN 3852-2-A	PVV3.1010.712	159	76	PVV3.1010.713	164	45
AG 7	65.8	63	14		NPT 1/4"	ANSI B1.20.3	PVV3.1006.022	153	76	PVV3.1006.023	158	45
	65.8	63	14		R 1/4"-19	EN 10226	PVV3.1006.052	153	76	PVV3.1006.053	158	45
AG 3	61.8	59	10	06L	M12x1.5	ISO 8434-1-L	PVV3.1012.302	148	76	PVV3.1012.303	153	45
	61.8	59	10	08L	M14x1.5	ISO 8434-1-L	PVV3.1014.302	149	76	PVV3.1014.303	154	45
	62.8	60	11	10L	M16x1.5	ISO 8434-1-L	PVV3.1016.302	150	76	PVV3.1016.303	155	45
	62.8	60	11	12L	M18x1.5	ISO 8434-1-L	PVV3.1018.302	151	76	PVV3.1018.303	156	45
	63.8	61	12	08S	M16x1.5	ISO 8434-1-S	PVV3.1016.402	154	76	PVV3.1016.403	159	45
	63.8	61	12	10S	M18x1.5	ISO 8434-1-S	PVV3.1018.402	156	76	PVV3.1018.403	161	45
	63.8	61	12	12S	M20x1.5	ISO 8434-1-S	PVV3.1020.402	158	76	PVV3.1020.403	163	45
AGS 3	77.8	75	26	06L	M12x1.5	ISO 8434-1-L	PVV3.1012.502	165	76	PVV3.1012.503	170	45
	77.8	75	26	08L	M14x1.5	ISO 8434-1-L	PVV3.1014.502	169	76	PVV3.1014.503	174	45
	77.8	75	26	10L	M16x1.5	ISO 8434-1-L	PVV3.1016.502	175	76	PVV3.1016.503	180	45
	77.8	75	26	12L	M18x1.5	ISO 8434-1-L	PVV3.1018.502	180	76	PVV3.1018.503	185	45
	78.8	76	27	08S	M16x1.5	ISO 8434-1-S	PVV3.1016.602	183	76	PVV3.1016.603	188	45
	78.8	76	27	10S	M18x1.5	ISO 8434-1-S	PVV3.1018.602	190	76	PVV3.1018.603	195	45
	78.8	76	27	12S	M20x1.5	ISO 8434-1-S	PVV3.1020.602	199	76	PVV3.1020.603	204	45

THREADS

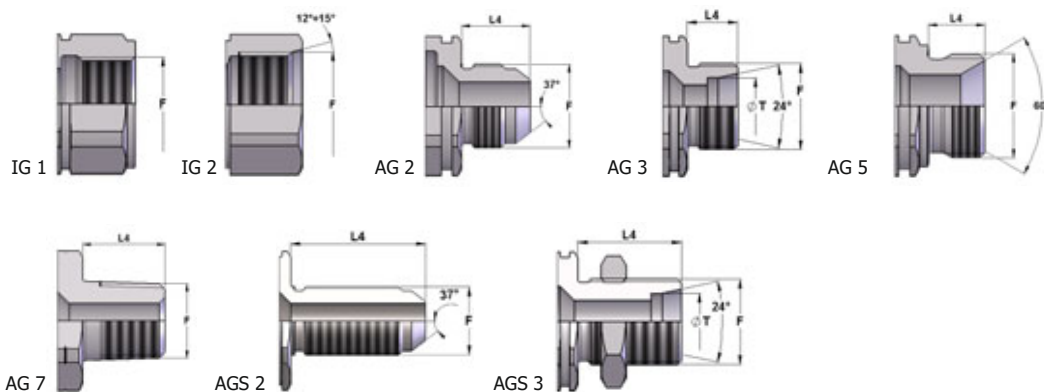


PVV3 DN10 - BG 2 - ISO 10 (E)

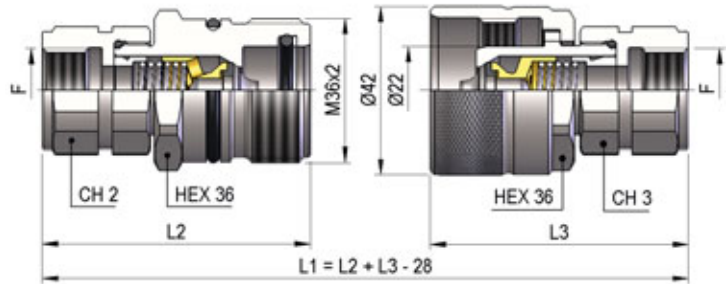


THREADS	L2	L3	L4	ØT	F	STANDARD	FEMMINA - FEMALE - MUFFE - FEMELLE			MASCHIO - MALE - STECKER - MALE		
							COD. F	Weight (g)	Packaging (pcs.)	COD. M	Weight (g)	Packaging (pcs.)
IG 1	64	60.2			BSP 1/4"	DIN 3852-2-X	PVV3.1006.112	166	76	PVV3.1006.113 E	187	45
	64	60.2			NPT 1/4"	ANSI B1.20.3	PVV3.1006.012	167	76	PVV3.1006.013 E	188	45
	64	60.2			RC 1/4"	EN 10226	PVV3.1006.042	169	76	PVV3.1006.043 E	190	45
	64	60.2			BSP 3/8"	DIN 3852-2-X	PVV3.1010.112	157	76	PVV3.1010.113 E	178	45
	64	60.2			NPT 3/8"	ANSI B1.20.3	PVV3.1010.012	159	76	PVV3.1010.013 E	180	45
	64	60.2			M16x1.5	ISO 6149-1	PVV3.1016.102	160	76	PVV3.1016.103 E	181	45
	64	60.2			M18x1.5	ISO 6149-1	PVV3.1018.102	153	76	PVV3.1018.103 E	174	45
IG 2	64	60.2			9/16"-18 UNF 2B	SAE J 1926-1	PVV3.1015.032	163	76	PVV3.1015.033 E	184	45
AG 2	65.9	62.1	14.1		9/16"-18 UNF 2A	SAE J 514	PVV3.1015.302	151	76	PVV3.1015.303 E	172	45
AGS 2	85.1	81.3	33.3		9/16"-18 UNF 2A	SAE J 514	PVV3.1015.502	164	76	PVV3.1015.503 E	185	45
AG 5	66.3	62.5	12		BSP 3/8"	DIN 3852-2-B	PVV3.1010.212	159	76	PVV3.1010.213 E	180	45
	65.8	62	12		BSP 1/4"	DIN 3852-2-A	PVV3.1006.712	154	76	PVV3.1006.713 E	175	45
	66.3	62.5	12		BSP 3/8"	DIN 3852-2-A	PVV3.1010.712	159	76	PVV3.1010.713 E	180	45
AG 7	65.8	62	14		NPT 1/4"	ANSI B1.20.3	PVV3.1006.022	153	76	PVV3.1006.023 E	174	45
	65.8	62	14		R 1/4"-19	EN 10226	PVV3.1006.052	153	76	PVV3.1006.053 E	174	45
AG 3	61.8	58	10	06L	M12x1.5	ISO 8434-1-L	PVV3.1012.302	148	76	PVV3.1012.303 E	169	45
	61.8	58	10	08L	M14x1.5	ISO 8434-1-L	PVV3.1014.302	149	76	PVV3.1014.303 E	170	45
	62.8	59	11	10L	M16x1.5	ISO 8434-1-L	PVV3.1016.302	150	76	PVV3.1016.303 E	171	45
	62.8	59	11	12L	M18x1.5	ISO 8434-1-L	PVV3.1018.302	151	76	PVV3.1018.303 E	172	45
	63.8	60	12	08S	M16x1.5	ISO 8434-1-S	PVV3.1016.402	154	76	PVV3.1016.403 E	175	45
	63.8	60	12	10S	M18x1.5	ISO 8434-1-S	PVV3.1018.402	156	76	PVV3.1018.403 E	177	45
	63.8	60	12	12S	M20x1.5	ISO 8434-1-S	PVV3.1020.402	158	76	PVV3.1020.403 E	179	45
AGS 3	77.8	74	26	06L	M12x1.5	ISO 8434-1-L	PVV3.1012.502	165	76	PVV3.1012.503 E	186	45
	77.8	74	26	08L	M14x1.5	ISO 8434-1-L	PVV3.1014.502	169	76	PVV3.1014.503 E	190	45
	77.8	74	26	10L	M16x1.5	ISO 8434-1-L	PVV3.1016.502	175	76	PVV3.1016.503 E	196	45
	77.8	74	26	12L	M18x1.5	ISO 8434-1-L	PVV3.1018.502	180	76	PVV3.1018.503 E	201	45
	78.8	75	27	08S	M16x1.5	ISO 8434-1-S	PVV3.1016.602	183	76	PVV3.1016.603 E	204	45
	78.8	75	27	10S	M18x1.5	ISO 8434-1-S	PVV3.1018.602	190	76	PVV3.1018.603 E	211	45
	78.8	75	27	12S	M20x1.5	ISO 8434-1-S	PVV3.1020.602	199	76	PVV3.1020.603 E	220	45

THREADS

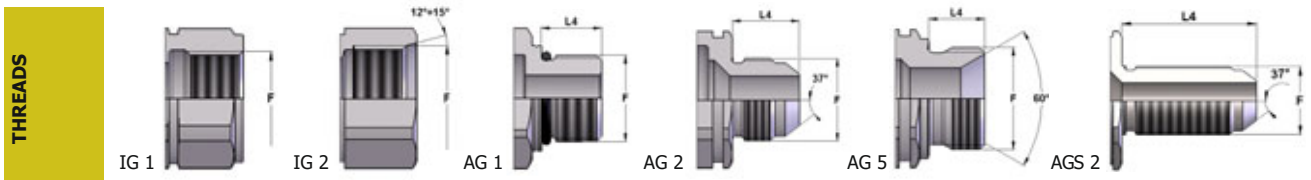


PVV3 DN13 - BG 3 - ISO 12.5 (T)



THREADS	CH2	L2	CH3	L3	L4	ØT	F	STANDARD	FEMMINA - FEMALE - MUFFE - FEMELLE			MASCIO - MALE - STECKER - MALE		
									COD. F	Weight (g)	Packaging (pcs.)	COD. M	Weight (g)	Packaging (pcs.)
IG 1	30	67	30	64.5			BSP 3/8"	DIN 3852-2-X	PVV3.1310.112	316	40	PVV3.1310.113	271	30
	30	69.5	30	67			NPT 3/8"	ANSI B1.20.3	PVV3.1310.012	342	40	PVV3.1310.013	297	30
	30	69.5	30	65			RC 3/8"	EN 10226	PVV3.1310.042	337	40	PVV3.1310.043	292	30
	30	67	30	64.5			BSP 1/2"	DIN 3852-2-X	PVV3.1313.112	312	40	PVV3.1313.113	267	30
	30	70	30	67.5			NPT 1/2"	ANSI B1.20.3	PVV3.1313.012	326	40	PVV3.1313.013	281	30
	30	71.5	30	69			RC 1/2"	EN 10226	PVV3.1313.042	333	40	PVV3.1313.043	288	30
	36	72.5	36	70			BSP 3/4"	DIN 3852-2-X	PVV3.1319.112	365	40	PVV3.1319.113	320	30
	36	72.5	36	70			NPT 3/4"	ANSI B1.20.3	PVV3.1319.012	374	40	PVV3.1319.013	329	30
	30	67	30	64.5			M14x1.5	ISO 6149-1	PVV3.1314.102	325	40	PVV3.1314.103	280	30
	30	67	30	64.5			M16x1.5	ISO 6149-1	PVV3.1316.102	319	40	PVV3.1316.103	274	30
	30	67	30	64.5			M18x1.5	ISO 6149-1	PVV3.1318.102	313	40	PVV3.1318.103	268	30
	30	67	30	64.5			M20x1.5	ISO 6149-1	PVV3.1320.102	316	40	PVV3.1320.103	271	30
IG 2	30	67	30	64.5			9/16"-18 UNF 2B	SAE J 1926-1	PVV3.1315.032	323	40	PVV3.1315.033	278	30
	30	67	30	64.5			3/4"-16 UNF 2B	SAE J 1926-1	PVV3.1319.032	318	40	PVV3.1319.033	273	30
	30	71	30	68.5			7/8"-14 UNF 2B	SAE J 1926-1	PVV3.1323.032	317	40	PVV3.1323.033	272	30
	30	69	30	66.5			M16x1.5	SAE J 2244/1	PVV3.1316.112	333	40	PVV3.1316.113	288	30
	30	67	30	64.5			M22x1.5	SAE J 2244/1	PVV3.1322.102	320	40	PVV3.1322.103	275	30
AG 1	27	67.1	27	64.6	11.1		3/4"-16 UNF 2A	SAE J 1926-3	PVV5.1319.332	283	40	PVV5.1319.333	238	30
	30	70	30	67.5	16		M20x1.5	ISO 6149-2	PVV3.1320.222	303	40	PVV3.1320.223	258	30
AG 2	30	68.1	30	65.6	14.1		9/16"-18 UNF 2A	SAE J 514	PVV3.1315.302	284	40	PVV3.1315.303	239	30
	30	70.7	30	68.2	16.7		3/4"-16 UNF 2A	SAE J 514	PVV3.1319.302	293	40	PVV3.1319.303	248	30
AGS 2	30	91.6	30	89.1	37.6		3/4"-16 UNF 2A	SAE J 514	PVV3.1319.502	320	40	PVV3.1319.503	275	30
	30	95.1	30	92.6	41.1		7/8"-14 UNF 2A	SAE J 514	PVV3.1323.502	336	40	PVV3.1323.503	291	30
AG 5	30	68.5	30	66	12		BSP 3/8"	DIN 3852-2-B	PVV3.1310.212	294	40	PVV3.1310.213	249	30
	30	71	30	68.5	13		BSP 1/2"	DIN 3852-2-B	PVV3.1313.212	302	40	PVV3.1313.213	257	30
	30	65	30	62.5	11		M16x1.5	DIN 3863-U	PVV3.1316.702	286	40	PVV3.1316.703	241	30
	30	70	30	67.5	16		M20x1.5	DIN 3863-U	PVV3.1320.702	299	40	PVV3.1320.703	254	30
	30	68	30	65.5	14		M22x1.5	DIN 3863-U	PVV3.1322.702	296	40	PVV3.1322.703	251	30

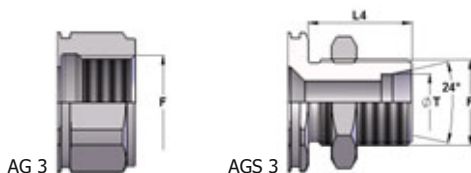
segue/follows/folgt/suite →



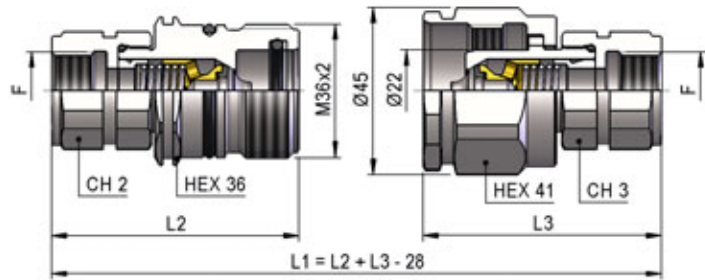
PVV3 DN13 - BG 3 - ISO 12.5 (T)

THREADS	CH2	L2	CH3	L3	L4	ØT	F	STANDARD	FEMMINA - FEMALE - MUFFE - FEMELLE			MASCIO - MALE - STECKER - MALE		
									COD. F	Weight (g)	Packaging (pcs.)	COD. M	Weight (g)	Packaging (pcs.)
AG 3	30	64	30	61.5	10	Ø8L	M14x1.5	ISO 8434-1-L	PVV3.1314.302	284	40	PVV3.1314.303	239	30
	30	65	30	62.5	11	10L	M16x1.5	ISO 8434-1-L	PVV3.1316.302	285	40	PVV3.1316.303	240	30
	30	65	30	62.5	11	12L	M18x1.5	ISO 8434-1-L	PVV3.1318.302	286	40	PVV3.1318.303	241	30
	30	66	30	63.5	12	15L	M22x1.5	ISO 8434-1-L	PVV3.1322.302	291	40	PVV3.1322.303	246	30
	30	66	30	63.5	12	18L	M26x1.5	ISO 8434-1-L	PVV3.1326.302	296	40	PVV3.1326.303	251	30
	30	66	30	63.5	12	10S	M18x1.5	ISO 8434-1-S	PVV3.1318.402	291	40	PVV3.1318.403	246	30
	30	66	30	63.5	12	12S	M20x1.5	ISO 8434-1-S	PVV3.1320.402	293	40	PVV3.1320.403	248	30
	30	68	30	65.5	14	14S	M22x1.5	ISO 8434-1-S	PVV3.1322.402	298	40	PVV3.1322.403	253	30
	30	68	30	65.5	14	16S	M24x1.5	ISO 8434-1-S	PVV3.1324.402	299	40	PVV3.1324.403	254	30
	30	71	30	68.5	16	20S	M30x2	ISO 8434-1-S	PVV3.1330.402	315	40	PVV3.1330.403	270	30
AGS 3	30	80	30	77.5	26	Ø8L	M14x1.5	ISO 8434-1-L	PVV3.1314.502	297	40	PVV3.1314.503	252	30
	30	80	30	77.5	26	10L	M16x1.5	ISO 8434-1-L	PVV3.1316.502	300	40	PVV3.1316.503	255	30
	30	80	30	77.5	26	12L	M18x1.5	ISO 8434-1-L	PVV3.1318.502	302	40	PVV3.1318.503	257	30
	30	90	30	87.5	36	12L	M18x1.5	ISO 8434-1-L	PVV3.1318.512	322	40	PVV3.1318.513	277	30
	30	81	30	78.5	27	15L	M22x1.5	ISO 8434-1-L	PVV3.1322.502	317	40	PVV3.1322.503	272	30
	30	81	30	78.5	27	18L	M26x1.5	ISO 8434-1-L	PVV3.1326.502	334	40	PVV3.1326.503	289	30
	30	81	30	78.5	27	10S	M18x1.5	ISO 8434-1-S	PVV3.1318.602	313	40	PVV3.1318.603	268	30
	30	81	30	78.5	27	12S	M20x1.5	ISO 8434-1-S	PVV3.1320.602	318	40	PVV3.1320.603	273	30
	30	83	30	80.5	29	14S	M22x1.5	ISO 8434-1-S	PVV3.1322.602	329	40	PVV3.1322.603	284	30
	30	83	30	80.5	29	16S	M24x1.5	ISO 8434-1-S	PVV3.1324.602	333	40	PVV3.1324.603	288	30
	30	83	30	80.5	29	20S	M30x2	ISO 8434-1-S	PVV3.1330.602	364	40	PVV3.1330.603	319	30
	27	80	27	77.5	26	12L	M18x1.5	ISO 8434-1-L	PVV5.1318.502	289	40	PVV5.1318.503	244	30
	27	81	27	78.5	27	15L	M22x1.5	ISO 8434-1-L	PVV5.1322.502	305	40	PVV5.1322.503	260	30

THREADS



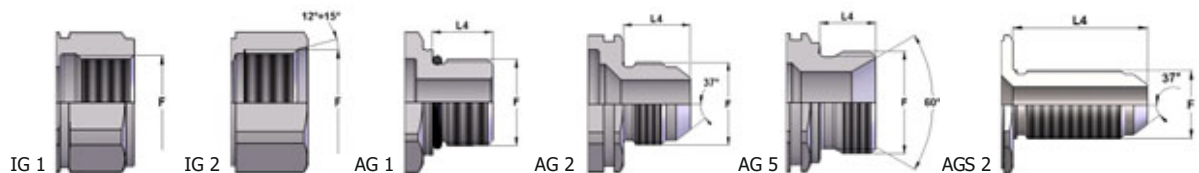
PVV3 DN13 - BG 3 - ISO 12.5 (E)



THREADS	CH2	L2	CH3	L3	L4	ØT	F	STANDARD	FEMMINA - FEMALE - MUFFE - FEMELLE			MASCHIO - MALE - STECKER - MALE			
									COD. F	Weight (g)	Packaging (pcs.)	COD. M	Weight (g)	Packaging (pcs.)	
IG 1	30	67	30	64.5			BSP 3/8"	DIN 3852-2-X	PVV3.1310.112	316	40	PVV3.1310.113 E	293	30	
	30	69.5	30	67			NPT 3/8"	ANSI B1.20.3	PVV3.1310.012	342	40	PVV3.1310.013 E	319	30	
	30	69.5	30	65			RC 3/8"	EN 10226	PVV3.1310.042	337	40	PVV3.1310.043 E	314	30	
	30	67	30	64.5			BSP 1/2"	DIN 3852-2-X	PVV3.1313.112	312	40	PVV3.1313.113 E	289	30	
	30	70	30	67.5			NPT 1/2"	ANSI B1.20.3	PVV3.1313.012	326	40	PVV3.1313.013 E	303	30	
	30	71.5	30	69			RC 1/2"	EN 10226	PVV3.1313.042	333	40	PVV3.1313.043 E	310	30	
	36	72.5	36	70			BSP 3/4"	DIN 3852-2-X	PVV3.1319.112	365	40	PVV3.1319.113 E	342	30	
	36	72.5	36	70			NPT 3/4"	ANSI B1.20.3	PVV3.1319.012	374	40	PVV3.1319.013 E	351	30	
	30	67	30	64.5			M14x1.5	ISO 6149-1	PVV3.1314.102	325	40	PVV3.1314.103 E	302	30	
	30	67	30	64.5			M16x1.5	ISO 6149-1	PVV3.1316.102	319	40	PVV3.1316.103 E	296	30	
IG 2	30	67	30	64.5			M18x1.5	ISO 6149-1	PVV3.1318.102	313	40	PVV3.1318.103 E	290	30	
	30	67	30	64.5			M20x1.5	ISO 6149-1	PVV3.1320.102	316	40	PVV3.1320.103 E	293	30	
	30	67	30	64.5			9/16"-18 UNF 2B	SAE J 1926-1	PVV3.1315.032	323	40	PVV3.1315.033 E	300	30	
	30	67	30	64.5			3/4"-16 UNF 2B	SAE J 1926-1	PVV3.1319.032	318	40	PVV3.1319.033 E	295	30	
	30	71	30	68.5			7/8"-14 UNF 2B	SAE J 1926-1	PVV3.1323.032	317	40	PVV3.1323.033 E	294	30	
	30	69	30	66.5			M16x1.5	SAE J 2244/1	PVV3.1316.112	333	40	PVV3.1316.113 E	310	30	
	30	67	30	64.5			M22x1.5	SAE J 2244/1	PVV3.1322.102	320	40	PVV3.1322.103 E	297	30	
	AG 1	27	67.1	27	64.6	11.1		3/4"-16 UNF 2A	SAE J 1926-3	PVV5.1319.332	283	40	PVV5.1319.333 E	260	30
		30	70	30	67.5	16		M20x1.5	ISO 6149-2	PVV3.1320.222	303	40	PVV3.1320.223 E	280	30
	AG 2	30	68.1	30	65.6	14.1		9/16"-18 UNF 2A	SAE J 514	PVV3.1315.302	284	40	PVV3.1315.303 E	261	30
30		70.7	30	68.2	16.7		3/4"-16 UNF 2A	SAE J 514	PVV3.1319.302	293	40	PVV3.1319.303 E	270	30	
AGS 2	30	91.6	30	89.1	37.6		3/4"-16 UNF 2A	SAE J 514	PVV3.1319.502	320	40	PVV3.1319.503 E	297	30	
	30	95.1	30	92.6	41.1		7/8"-14 UNF 2A	SAE J 514	PVV3.1323.502	336	40	PVV3.1323.503 E	313	30	
AG 5	30	68.5	30	66	12		BSP 3/8"	DIN 3852-2-B	PVV3.1310.212	294	40	PVV3.1310.213 E	271	30	
	30	71	30	68.5	13		BSP 1/2"	DIN 3852-2-B	PVV3.1313.212	302	40	PVV3.1313.213 E	279	30	
	30	65	30	62.5	11		M16x1.5	DIN 3863-U	PVV3.1316.702	286	40	PVV3.1316.703 E	263	30	
	30	70	30	67.5	16		M20x1.5	DIN 3863-U	PVV3.1320.702	299	40	PVV3.1320.703 E	276	30	
	30	68	30	65.5	14		M22x1.5	DIN 3863-U	PVV3.1322.702	296	40	PVV3.1322.703 E	273	30	

segue/follows/folgt/suite →

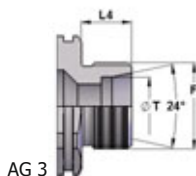
THREADS



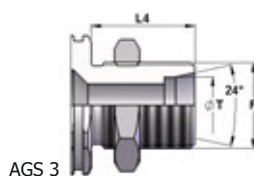
PVV3 DN13 - BG 3 - ISO 12.5 (E)

THREADS	CH2	L2	CH3	L3	L4	ØT	F	STANDARD	FEMMINA - FEMALE -MUFFE - FEMELLE			MASCIO - MALE - STECKER -MALE		
									COD. F	Weight (g)	Packaging (pcs.)	COD. M	Weight (g)	Packaging (pcs.)
AG 3	30	64	30	61.5	10	08L	M14x1.5	ISO 8434-1-L	PVV3.1314.302	284	40	PVV3.1314.303 E	261	30
	30	65	30	62.5	11	10L	M16x1.5	ISO 8434-1-L	PVV3.1316.302	285	40	PVV3.1316.303 E	262	30
	30	65	30	62.5	11	12L	M18x1.5	ISO 8434-1-L	PVV3.1318.302	286	40	PVV3.1318.303 E	263	30
	30	66	30	63.5	12	15L	M22x1.5	ISO 8434-1-L	PVV3.1322.302	291	40	PVV3.1322.303 E	268	30
	30	66	30	63.5	12	18L	M26x1.5	ISO 8434-1-L	PVV3.1326.302	296	40	PVV3.1326.303 E	273	30
	30	66	30	63.5	12	10S	M18x1.5	ISO 8434-1-S	PVV3.1318.402	291	40	PVV3.1318.403 E	268	30
	30	66	30	63.5	12	12S	M20x1.5	ISO 8434-1-S	PVV3.1320.402	293	40	PVV3.1320.403 E	270	30
	30	68	30	65.5	14	14S	M22x1.5	ISO 8434-1-S	PVV3.1322.402	298	40	PVV3.1322.403 E	275	30
	30	68	30	65.5	14	16S	M24x1.5	ISO 8434-1-S	PVV3.1324.402	299	40	PVV3.1324.403 E	276	30
	30	71	30	68.5	16	20S	M30x2	ISO 8434-1-S	PVV3.1330.402	315	40	PVV3.1330.403 E	292	30
AGS 3	30	80	30	77.5	26	08L	M14x1.5	ISO 8434-1-L	PVV3.1314.502	297	40	PVV3.1314.503 E	274	30
	30	80	30	77.5	26	10L	M16x1.5	ISO 8434-1-L	PVV3.1316.502	300	40	PVV3.1316.503 E	277	30
	30	80	30	77.5	26	12L	M18x1.5	ISO 8434-1-L	PVV3.1318.502	302	40	PVV3.1318.503 E	279	30
	30	90	30	87.5	36	12L	M18x1.5	ISO 8434-1-L	PVV3.1318.512	322	40	PVV3.1318.513 E	299	30
	30	81	30	78.5	27	15L	M22x1.5	ISO 8434-1-L	PVV3.1322.502	317	40	PVV3.1322.503 E	294	30
	30	81	30	78.5	27	18L	M26x1.5	ISO 8434-1-L	PVV3.1326.502	334	40	PVV3.1326.503 E	311	30
	30	81	30	78.5	27	10S	M18x1.5	ISO 8434-1-S	PVV3.1318.602	313	40	PVV3.1318.603 E	290	30
	30	81	30	78.5	27	12S	M20x1.5	ISO 8434-1-S	PVV3.1320.602	318	40	PVV3.1320.603 E	295	30
	30	83	30	80.5	29	14S	M22x1.5	ISO 8434-1-S	PVV3.1322.602	329	40	PVV3.1322.603 E	306	30
	30	83	30	80.5	29	16S	M24x1.5	ISO 8434-1-S	PVV3.1324.602	333	40	PVV3.1324.603 E	310	30
	30	83	30	80.5	29	20S	M30x2	ISO 8434-1-S	PVV3.1330.602	364	40	PVV3.1330.603 E	341	30
	27	80	27	77.5	26	12L	M18x1.5	ISO 8434-1-L	PVV5.1318.502	289	40	PVV5.1318.503 E	266	30
	27	81	27	78.5	27	15L	M22x1.5	ISO 8434-1-L	PVV5.1322.502	305	40	PVV5.1322.503 E	282	30

THREADS

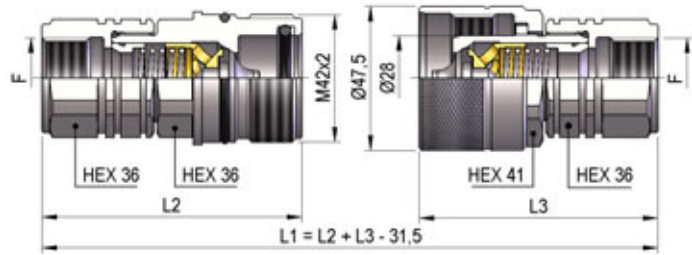


AG 3



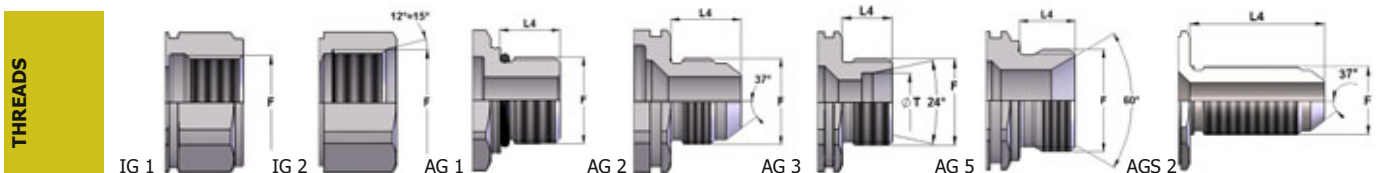
AGS 3

PVV3 DN20 - BG 4 - ISO 20 (T)



THREADS	L2	L3	L4	ØT	F	STANDARD	FEMMINA - FEMALE - MUFFE - FEMELLE			MASCHIO - MALE - STECKER - MALE		
							COD. F	Weight (g)	Packaging (pcs.)	COD. M	Weight (g)	Packaging (pcs.)
IG 1	83.5	76.5			BSP 1/2"	DIN 3852-2-X	PVV3.2013.112	497	30	PVV3.2013.113	440	28
	85	78			NPT 1/2"	ANSI B1.20.3	PVV3.2013.012	510	30	PVV3.2013.013	453	28
	85	78			RC 1/2"	EN 10226	PVV3.2013.042	511	30	PVV3.2013.043	454	28
	85.5	78.5			BSP 3/4"	DIN 3852-2-X	PVV3.2019.112	477	30	PVV3.2019.113	420	28
	85	78			NPT 3/4"	ANSI B1.20.3	PVV3.2019.012	482	30	PVV3.2019.013	426	28
	85	78			RC 3/4"	EN 10226	PVV3.2019.042	485	30	PVV3.2019.043	429	28
	81.5	74.5			M18x1.5	ISO 6149-1	PVV3.2018.102	496	30	PVV3.2018.103	439	28
	81	74			M22x1.5	ISO 6149-1	PVV3.2022.102	479	30	PVV3.2022.103	422	28
	85	78			M26x1.5	ISO 6149-1	PVV3.2026.102	476	30	PVV3.2026.103	419	28
85	78			M30x1.5	ISO 6149-1	PVV3.2030.102	449	30	PVV3.2030.103	393	28	
IG 2	81	74			3/4"-16 UNF 2B	SAE J 1926-1	PVV3.2019.032	489	30	PVV3.2019.033	432	28
	85	78			7/8"-14 UNF 2B	SAE J 1926-1	PVV3.2023.032	501	30	PVV3.2023.033	444	28
	85	78			1"1/16-12 UN 2B	SAE J 1926-1	PVV3.2027.032	471	30	PVV3.2027.033	415	28
AG 1	86.5	79.5	18.5		1"1/16-12 UN 2A	SAE J 1926-3	PVV3.2027.332	464	30	PVV3.2027.333	408	28
AG 2	86.7	79.7	16.7		3/4"-16 UNF 2A	SAE J 514	PVV3.2019.302	443	30	PVV3.2019.303	386	28
	89.3	82.3	19.3		7/8"-14 UNF 2A	SAE J 514	PVV3.2023.302	452	30	PVV3.2023.303	395	28
	92	85	22		1"1/16-12 UN 2A	SAE J 514	PVV3.2027.302	467	30	PVV3.2027.303	411	28
AGS 2	107.6	100.6	36.6		3/4"-16 UNF 2A	SAE J 514	PVV3.2019.502	482	10	PVV3.2019.503	425	28
	111.1	104.1	41.1		7/8"-14 UNF 2A	SAE J 514	PVV3.2023.502	486	10	PVV3.2023.503	430	28
	115.4	108.4	45.4		1"1/16-12 UN 2A	SAE J 514	PVV3.2027.502	519	10	PVV3.2027.503	463	28
AG 5	89	82	16		BSP 3/4"	DIN 3852-2-A	PVV3.2019.712	468	30	PVV3.2019.713	412	28
AG 3	81	74	11	12L	M18x1.5	ISO 8434-1-L	PVV3.2018.302	435	30	PVV3.2018.303	378	28
	82	75	12	15L	M22x1.5	ISO 8434-1-L	PVV3.2022.302	439	30	PVV3.2022.303	383	28
	82	75	12	18L	M26x1.5	ISO 8434-1-L	PVV3.2026.302	446	30	PVV3.2026.303	389	28
	84	77	14	22L	M30x2	ISO 8434-1-L	PVV3.2030.302	449	30	PVV3.2030.303	393	28
	82	75	12	10S	M18x1.5	ISO 8434-1-S	PVV3.2018.402	438	30	PVV3.2018.403	382	28
	82	75	12	12S	M20x1.5	ISO 8434-1-S	PVV3.2020.402	441	30	PVV3.2020.403	385	28
	84	77	14	14S	M22x1.5	ISO 8434-1-S	PVV3.2022.402	445	30	PVV3.2022.403	388	28
	84	77	14	16S	M24x1.5	ISO 8434-1-S	PVV3.2024.402	448	30	PVV3.2024.403	391	28
86	79	16	20S	M30x2	ISO 8434-1-S	PVV3.2030.402	462	30	PVV3.2030.403	405	28	

segue/follows/folgt/suite →

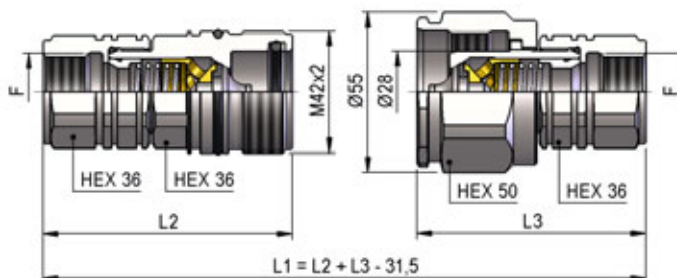


PVV3 DN20 - BG 4 - ISO 20 (T)



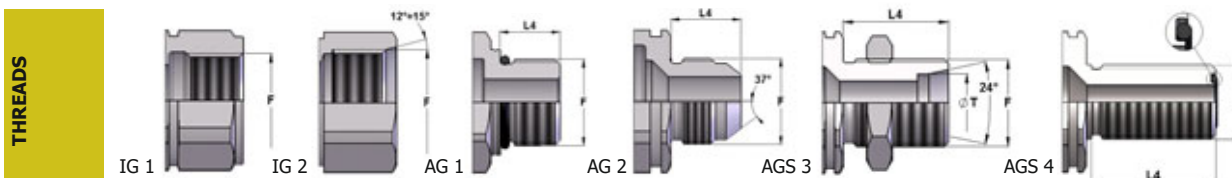
THREADS	L2	L3	L4	ØT	F	STANDARD	FEMMINA - FEMALE - MUFFE - FEMELLE			MASCIO - MALE - STECKER - MALE		
							COD. F	Weight (g)	Packaging (pcs.)	COD. M	Weight (g)	Packaging (pcs.)
AGS 3	96	89	26	12L	M18x1.5	ISO 8434-1-L	PVV3.2018.502	451	10	PVV3.2018.503	394	25
	97	90	27	15L	M22x1.5	ISO 8434-1-L	PVV3.2022.502	466	10	PVV3.2022.503	409	25
	97	90	27	18L	M26x1.5	ISO 8434-1-L	PVV3.2026.502	483	10	PVV3.2026.503	427	25
	104	97	34	22L	M30x2	ISO 8434-1-L	PVV3.2030.502	509	10	PVV3.2030.503	453	25
	97	90	27	10S	M18x1.5	ISO 8434-1-S	PVV3.2018.602	459	10	PVV3.2018.603	402	25
	97	90	27	12S	M20x1.5	ISO 8434-1-S	PVV3.2020.602	467	10	PVV3.2020.603	410	25
	99	92	29	14S	M22x1.5	ISO 8434-1-S	PVV3.2022.602	475	10	PVV3.2022.603	419	25
	99	92	29	16S	M24x1.5	ISO 8434-1-S	PVV3.2024.602	481	10	PVV3.2024.603	425	25
AGS 4	108.5	101.5	38.5		1"-14 UNS 2A	SAE J 1453	PVV3.2025.532	518	10	PVV3.2025.533	462	28
	110	103	40		1"3/16-12 UN 2A	SAE J 1453	PVV3.2030.532	562	10	PVV3.2030.533	505	20

PVV3 DN20 - BG 4 - ISO 20 (E)



THREADS	L2	L3	L4	ØT	F	STANDARD	FEMMINA - FEMALE - MUFFE - FEMELLE			MASCIO - MALE - STECKER - MALE		
							COD. F	Weight (g)	Packaging (pcs.)	COD. M	Weight (g)	Packaging (pcs.)
IG 1	83.5	76.5			BSP 1/2"	DIN 3852-2-X	PVV3.2013.112	497	30	PVV3.2013.113 E	563	20
	85	78			NPT 1/2"	ANSI B1.20.3	PVV3.2013.012	510	30	PVV3.2013.013 E	576	20
	85	78			RC 1/2"	EN 10226	PVV3.2013.042	511	30	PVV3.2013.043 E	577	20
	85.5	78.5			BSP 3/4"	DIN 3852-2-X	PVV3.2019.112	477	30	PVV3.2019.113 E	543	20
	85	78			NPT 3/4"	ANSI B1.20.3	PVV3.2019.012	482	30	PVV3.2019.013 E	549	20
	85	78			RC 3/4"	EN 10226	PVV3.2019.042	485	30	PVV3.2019.043 E	552	20
	81.5	74.5			M18x1.5	ISO 6149-1	PVV3.2018.102	496	30	PVV3.2018.103 E	562	20
	81	74			M22x1.5	ISO 6149-1	PVV3.2022.102	479	30	PVV3.2022.103 E	545	20
	85	78			M26x1.5	ISO 6149-1	PVV3.2026.102	476	30	PVV3.2026.103 E	542	20
IG 2	85	78			M30x1.5	ISO 6149-1	PVV3.2030.102	449	30	PVV3.2030.103 E	516	20
	81	74			3/4"-16 UNF 2B	SAE J 1926-1	PVV3.2019.032	489	30	PVV3.2019.033 E	555	20
	85	78			7/8"-14 UNF 2B	SAE J 1926-1	PVV3.2023.032	501	30	PVV3.2023.033 E	567	20
	85	78			1"1/16-12 UN 2B	SAE J 1926-1	PVV3.2027.032	471	30	PVV3.2027.033 E	538	20
AG 1	86.5	79.5	18.5		1"1/16-12 UN 2A	SAE J 1926-3	PVV3.2027.332	464	30	PVV3.2027.333 E	530	28
AG 2	86.7	79.7	16.7		3/4"-16 UNF 2A	SAE J 514	PVV3.2019.302	443	30	PVV3.2019.303 E	509	20
	89.3	82.3	19.3		7/8"-14 UNF 2A	SAE J 514	PVV3.2023.302	452	30	PVV3.2023.303 E	518	20
	92	85	22		1"1/16-12 UN 2A	SAE J 514	PVV3.2027.302	467	30	PVV3.2027.303 E	534	20

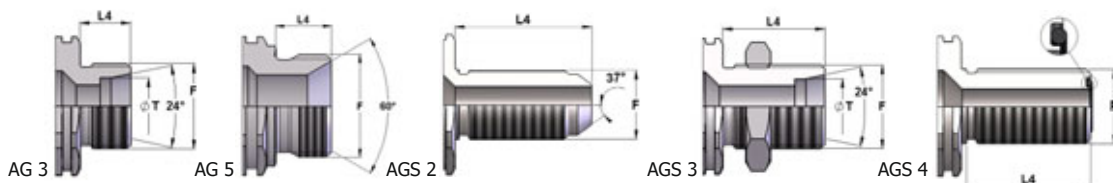
segue/follows/folgt/suite →



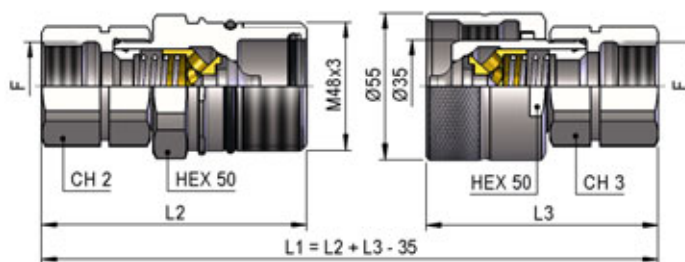
PVV3 DN20 - BG 4 - ISO 20 (E)

THREADS	L2	L3	L4	ØT	F	STANDARD	FEMMINA - FEMALE - MUFFE - FEMELLE			MASCHIO - MALE - STECKER - MALE		
							COD. F	Weight (g)	Packaging (pcs.)	COD. M	Weight (g)	Packaging (pcs.)
AGS 2	107.6	100.6	36.6		3/4"-16 UNF 2A	SAE J 514	PVV3.2019.502	482	10	PVV3.2019.503 E	548	20
	111.1	104.1	41.1		7/8"-14 UNF 2A	SAE J 514	PVV3.2023.502	486	10	PVV3.2023.503 E	553	20
	115.4	108.4	45.4		1"1/16-12 UN 2A	SAE J 514	PVV3.2027.502	519	10	PVV3.2027.503 E	586	20
AG 5	89	82	16		BSP 3/4"	DIN 3852-2-A	PVV3.2019.712	468	30	PVV3.2019.713 E	535	20
AG 3	81	74	11	12L	M18x1.5	ISO 8434-1-L	PVV3.2018.302	435	30	PVV3.2018.303 E	501	20
	82	75	12	15L	M22x1.5	ISO 8434-1-L	PVV3.2022.302	439	30	PVV3.2022.303 E	506	20
	82	75	12	18L	M26x1.5	ISO 8434-1-L	PVV3.2026.302	446	30	PVV3.2026.303 E	512	20
	84	77	14	22L	M30x2	ISO 8434-1-L	PVV3.2030.302	449	30	PVV3.2030.303 E	516	20
	82	75	12	10S	M18x1.5	ISO 8434-1-S	PVV3.2018.402	438	30	PVV3.2018.403 E	505	20
	82	75	12	12S	M20x1.5	ISO 8434-1-S	PVV3.2020.402	441	30	PVV3.2020.403 E	508	20
	84	77	14	14S	M22x1.5	ISO 8434-1-S	PVV3.2022.402	445	30	PVV3.2022.403 E	511	20
	84	77	14	16S	M24x1.5	ISO 8434-1-S	PVV3.2024.402	448	30	PVV3.2024.403 E	514	20
	86	79	16	20S	M30x2	ISO 8434-1-S	PVV3.2030.402	462	30	PVV3.2030.403 E	528	20
AGS 3	96	89	26	12L	M18x1.5	ISO 8434-1-L	PVV3.2018.502	451	10	PVV3.2018.503 E	517	18
	97	90	27	15L	M22x1.5	ISO 8434-1-L	PVV3.2022.502	466	10	PVV3.2022.503 E	532	18
	97	90	27	18L	M26x1.5	ISO 8434-1-L	PVV3.2026.502	483	10	PVV3.2026.503 E	550	18
	104	97	34	22L	M30x2	ISO 8434-1-L	PVV3.2030.502	509	10	PVV3.2030.503 E	576	18
	97	90	27	10S	M18x1.5	ISO 8434-1-S	PVV3.2018.602	459	10	PVV3.2018.603 E	525	18
	97	90	27	12S	M20x1.5	ISO 8434-1-S	PVV3.2020.602	467	10	PVV3.2020.603 E	533	18
	99	92	29	14S	M22x1.5	ISO 8434-1-S	PVV3.2022.602	475	10	PVV3.2022.603 E	542	18
	99	92	29	16S	M24x1.5	ISO 8434-1-S	PVV3.2024.602	481	10	PVV3.2024.603 E	548	18
	104	97	34	20S	M30x2	ISO 8434-1-S	PVV3.2030.602	504	10	PVV3.2030.603 E	571	18
AGS 4	108.5	101.5	38.5		1"-14 UNS 2A	SAE J 1453	PVV3.2025.532	518	10	PVV3.2025.533 E	585	20
	110	103	40		1"3/16-12 UN 2A	SAE J 1453	PVV3.2030.532	562	10	PVV3.2030.533 E	628	20

THREADS

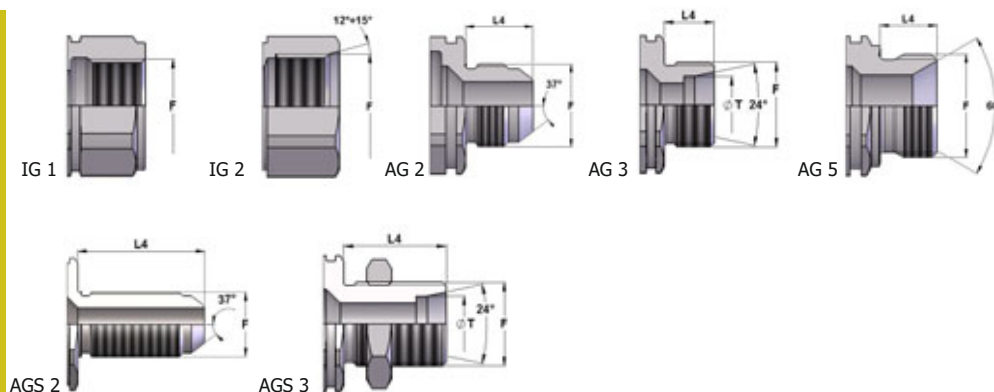


PVV3 DN25 - BG 5 - ISO 25 (T)

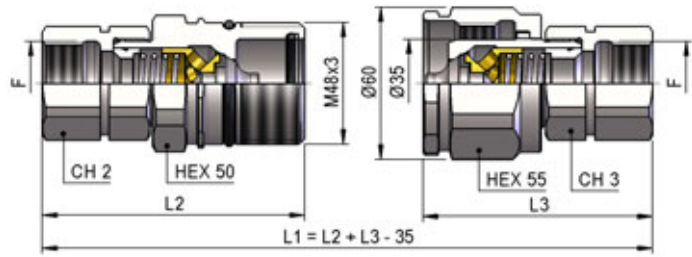


THREADS	CH2	L2	CH3	L3	L4	ØT	F	STANDARD	FEMMINA - FEMALE - MUFFE - FEMELLE			MASCHIO - MALE - STECKER - MALE		
									COD. F	Weight (g)	Packaging (pcs.)	COD. M	Weight (g)	Packaging (pcs.)
IG 1	41	100	41	87.5			BSP 3/4"	DIN 3852-2-X	PVV3.2519.112	823	10	PVV3.2519.113 T	696	18
	41	100	41	87.5			NPT 3/4"	ANSI B1.20.3	PVV3.2519.012	830	10	PVV3.2519.013 T	703	18
	41	100	41	87.5			RC 3/4"	EN 10226	PVV3.2519.042	829	10	PVV3.2519.043 T	703	18
	41	100	41	87.5			BSP 1"	DIN 3852-2-X	PVV3.2525.112	768	10	PVV3.2525.113 T	641	18
	41	100	41	87.5			NPT 1"	ANSI B1.20.3	PVV3.2525.012	780	10	PVV3.2525.013 T	654	18
	41	100	41	87.5			M30x1.5	ISO 6149-1	PVV3.2530.102	795	10	PVV3.2530.103 T	669	18
IG 2	41	100	41	87.5			1"1/16-12 UN 2B	SAE J 1926-1	PVV3.2527.032	816	10	PVV3.2527.033 T	690	18
	41	100	41	87.5			1"5/16-12 UN 2B	SAE J 1926-1	PVV3.2533.032	757	10	PVV3.2533.033 T	631	18
AG 2	41	104.1	41	91.6	23.1		1"5/16-12 UN 2A	SAE J 514	PVV3.2533.302	757	10	PVV3.2533.303 T	630	18
AGS 2	41	126.4	41	113.9	45.4		1"5/16-12 UN 2A	SAE J 514	PVV3.2533.502	869	10	PVV3.2533.503 T	728	10
AG 5	41	102	41	89.5	18		BSP 1"	DIN 3852-2-B	PVV3.2525.212	765	10	PVV3.2525.213 T	639	18
	41	100	41	87.5	16		BSP 3/4"	DIN 3852-2-A	PVV3.2519.712	741	10	PVV3.2519.713 T	615	18
	41	102	41	89.5	18		BSP 1"	DIN 3852-2-A	PVV3.2525.712	767	10	PVV3.2525.713 T	641	18
AG 3	41	93	41	80.5	12	18L	M26x1.5	ISO 8434-1-L	PVV3.2526.302	718	10	PVV3.2526.303 T	591	18
	41	95	41	82.5	14	22L	M30x2	ISO 8434-1-L	PVV3.2530.302	723	10	PVV3.2530.303 T	596	18
	41	95	41	82.5	14	28L	M36x2	ISO 8434-1-L	PVV3.2536.302	728	10	PVV3.2536.303 T	601	18
	46	97	46	84.5	16	35L	M45x2	ISO 8434-1-L	PVV3.2545.302	816	10	PVV3.2545.303 T	690	18
	41	97	41	84.5	16	20S	M30x2	ISO 8434-1-S	PVV3.2530.402	734	10	PVV3.2530.403 T	607	18
	41	99	41	86.5	18	25S	M36x2	ISO 8434-1-S	PVV3.2536.402	757	10	PVV3.2536.403 T	630	18
	46	101	46	88.5	20	30S	M42x2	ISO 8434-1-S	PVV3.2542.402	837	10	PVV3.2542.403 T	711	18
	55	103	55	90.5	22	38S	M52x2	ISO 8434-1-S	PVV3.2552.402	1025	10	PVV3.2552.403 T	898	18
AGS 3	41	115	41	102.5	34	18L	M26x1.5	ISO 8434-1-L	PVV3.2526.502	806	10	PVV3.2526.503 T	679	10
	41	115	41	102.5	34	22L	M30x2	ISO 8434-1-L	PVV3.2530.502	831	10	PVV3.2530.503 T	705	10
	41	115	41	102.5	34	28L	M36x2	ISO 8434-1-L	PVV3.2536.502	869	10	PVV3.2536.503 T	742	10
	46	121	46	108.5	40	35L	M45x2	ISO 8434-1-L	PVV3.2545.502	1083	10	PVV3.2545.503 T	957	10
	41	117	41	104.5	36	20S	M30x2	ISO 8434-1-S	PVV3.2530.602	848	10	PVV3.2530.603 T	722	10
	41	119	41	106.5	38	25S	M36x2	ISO 8434-1-S	PVV3.2536.602	910	10	PVV3.2536.603 T	783	10
	46	121	46	108.5	40	30S	M42x2	ISO 8434-1-S	PVV3.2542.602	1019	10	PVV3.2542.603 T	893	10
	55	134	55	121.5	53	38S	M52x2	ISO 8434-1-S	PVV3.2552.602	1416	10	PVV3.2552.603 T	1289	10

THREADS

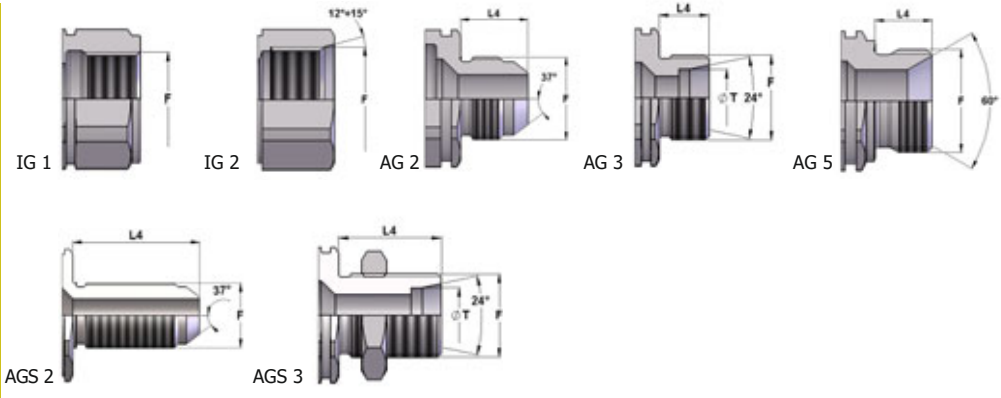


PVV3 DN25 - BG 5 - ISO 25 (E)

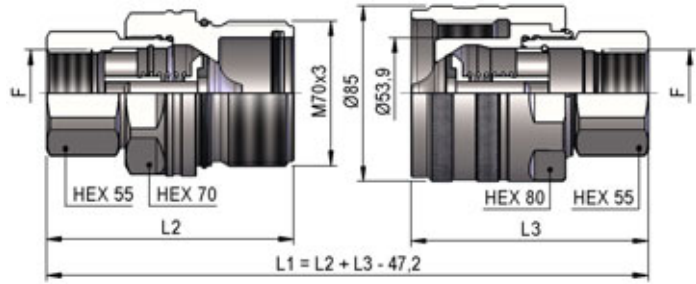


THREADS	CH2	L2	CH3	L3	L4	ØT	F	STANDARD	FEMMINA - FEMALE - MUFFE - FEMELLE			MASCIO - MALE - STECKER - MALE		
									COD. F	Weight (g)	Packaging (pcs.)	COD. M	Weight (g)	Packaging (pcs.)
IG 1	41	100	41	87.5			BSP 3/4"	DIN 3852-2-X	PVV3.2519.112	823	10	PVV3.2519.113 E	743	18
	41	100	41	87.5			NPT 3/4"	ANSI B1.20.3	PVV3.2519.012	830	10	PVV3.2519.013 E	750	18
	41	100	41	87.5			RC 3/4"	EN 10226	PVV3.2519.042	829	10	PVV3.2519.043 E	750	18
	41	100	41	87.5			BSP 1"	DIN 3852-2-X	PVV3.2525.112	768	10	PVV3.2525.113 E	688	18
	41	100	41	87.5			NPT 1"	ANSI B1.20.3	PVV3.2525.012	780	10	PVV3.2525.013 E	700	18
	41	100	41	87.5			M30x1.5	ISO 6149-1	PVV3.2530.102	795	10	PVV3.2530.103 E	715	18
IG 2	41	100	41	87.5			1"1/16-12 UN 2B	SAE J 1926-1	PVV3.2527.032	816	10	PVV3.2527.033 E	736	18
	41	100	41	87.5			1"5/16-12 UN 2B	SAE J 1926-1	PVV3.2533.032	757	10	PVV3.2533.033 E	677	18
AG 2	41	104.1	41	91.6	23.1		1"5/16-12 UN 2A	SAE J 514	PVV3.2533.302	757	10	PVV3.2533.303 E	677	18
AGS 2	41	126.4	41	113.9	45.4		1"5/16-12 UN 2A	SAE J 514	PVV3.2533.502	869	10	PVV3.2533.503 E	791	10
AG 5	41	102	41	89.5	18		BSP 1"	DIN 3852-2-B	PVV3.2525.212	765	10	PVV3.2525.213 E	685	18
	41	100	41	87.5	16		BSP 3/4"	DIN 3852-2-A	PVV3.2519.712	741	10	PVV3.2519.713 E	661	18
	41	102	41	89.5	18		BSP 1"	DIN 3852-2-A	PVV3.2525.712	767	10	PVV3.2525.713 E	687	18
AG 3	41	93	41	80.5	12	18L	M26x1.5	ISO 8434-1-L	PVV3.2526.302	718	10	PVV3.2526.303 E	638	18
	41	95	41	82.5	14	22L	M30x2	ISO 8434-1-L	PVV3.2530.302	723	10	PVV3.2530.303 E	643	18
	41	95	41	82.5	14	28L	M36x2	ISO 8434-1-L	PVV3.2536.302	728	10	PVV3.2536.303 E	648	18
	46	97	46	84.5	16	35L	M45x2	ISO 8434-1-L	PVV3.2545.302	816	10	PVV3.2545.303 E	736	18
	41	97	41	84.5	16	20S	M30x2	ISO 8434-1-S	PVV3.2530.402	734	10	PVV3.2530.403 E	654	18
	41	99	41	86.5	18	25S	M36x2	ISO 8434-1-S	PVV3.2536.402	757	10	PVV3.2536.403 E	677	18
	46	101	46	88.5	20	30S	M42x2	ISO 8434-1-S	PVV3.2542.402	837	10	PVV3.2542.403 E	757	18
	55	103	55	90.5	22	38S	M52x2	ISO 8434-1-S	PVV3.2552.402	1025	10	PVV3.2552.403 E	945	18
	AGS 3	41	115	41	102.5	34	18L	M26x1.5	ISO 8434-1-L	PVV3.2526.502	806	10	PVV3.2526.503 E	726
41		115	41	102.5	34	22L	M30x2	ISO 8434-1-L	PVV3.2530.502	831	10	PVV3.2530.503 E	751	10
41		115	41	102.5	34	28L	M36x2	ISO 8434-1-L	PVV3.2536.502	869	10	PVV3.2536.503 E	789	10
46		121	46	108.5	40	35L	M45x2	ISO 8434-1-L	PVV3.2545.502	1083	10	PVV3.2545.503 E	1003	10
41		117	41	104.5	36	20S	M30x2	ISO 8434-1-S	PVV3.2530.602	848	10	PVV3.2530.603 E	768	10
41		119	41	106.5	38	25S	M36x2	ISO 8434-1-S	PVV3.2536.602	910	10	PVV3.2536.603 E	830	10
46		121	46	108.5	40	30S	M42x2	ISO 8434-1-S	PVV3.2542.602	1019	10	PVV3.2542.603 E	939	10
55		134	55	121.5	53	38S	M52x2	ISO 8434-1-S	PVV3.2552.602	1416	10	PVV3.2552.603 E	1336	10

THREADS

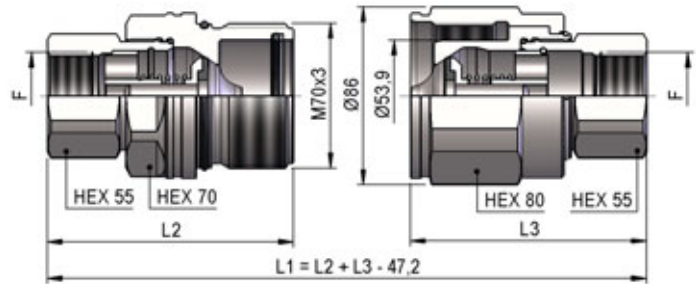


PVV3 DN30 - BG 6 - ISO 31.5 (T)

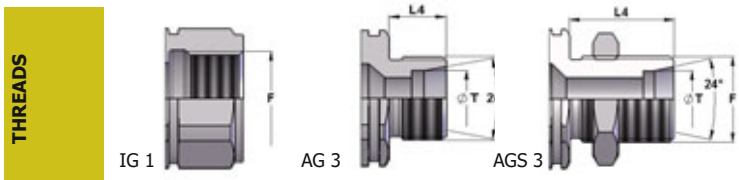


THREADS	L2	L3	L4	ØT	F	STANDARD	FEMMINA - FEMALE - MUFFE - FEMELLE			MASCHIO - MALE - STECKER - MALE		
							COD. F	Weight (g)	Packaging (pcs.)	COD. M	Weight (g)	Packaging (pcs.)
IG 1	119.2	114.5			BSP 1"¼	DIN 3852-2-X	PVV3.3031.112	1876	5	PVV3.3031.113 T	2264	5
	119.2	114.5			NPT 1"¼	ANSI B1.20.3	PVV3.3031.012	1894	5	PVV3.3031.013 T	2282	5
	120.7	116			BSP 1"½	DIN 3852-2-X	PVV3.3039.112	1804	5	PVV3.3039.113 T	2192	5
	120.7	116			NPT 1"½	ANSI B1.20.3	PVV3.3039.012	1821	5	PVV3.3039.013 T	2209	5
AG 3	117.7	113	16	35L	M45x2	ISO 8434-1-L	PVV3.3045.302	1797	5	PVV3.3045.303 T	2185	5
	117.7	113	16	42L	M52x2	ISO 8434-1-L	PVV3.3052.302	1815	5	PVV3.3052.303 T	2203	5
	121.7	117	20	30S	M42x2	ISO 8434-1-S	PVV3.3042.402	1823	5	PVV3.3042.403 T	2211	5
	123.7	119	22	38S	M52x2	ISO 8434-1-S	PVV3.3052.402	1844	5	PVV3.3052.403 T	2232	5
AGS 3	141.7	137	40	35L	M45x2	ISO 8434-1-L	PVV3.3045.502	2025	5	PVV3.3045.503 T	2413	5
	148.7	144	47	42L	M52x2	ISO 8434-1-L	PVV3.3052.502	2255	5	PVV3.3052.503 T	2643	5
	141.7	137	40	30S	M42x2	ISO 8434-1-S	PVV3.3042.602	2007	5	PVV3.3042.603 T	2395	5
	154.7	150	53	38S	M52x2	ISO 8434-1-S	PVV3.3052.602	2232	5	PVV3.3052.603 T	2620	5

PVV3 DN30 - BG 6 - ISO 31.5 (E)

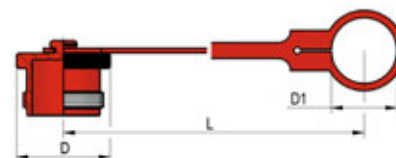
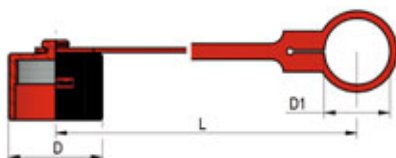


THREADS	L2	L3	L4	ØT	F	STANDARD	FEMMINA - FEMALE - MUFFE - FEMELLE			MASCHIO - MALE - STECKER - MALE		
							COD. F	Weight (g)	Packaging (pcs.)	COD. M	Weight (g)	Packaging (pcs.)
IG 1	119.2	114.5			BSP 1"¼	DIN 3852-2-X	PVV3.3031.112	1876	5	PVV3.3031.113	2095	5
	119.2	114.5			NPT 1"¼	ANSI B1.20.3	PVV3.3031.012	1894	5	PVV3.3031.013	2113	5
	120.7	116			BSP 1"½	DIN 3852-2-X	PVV3.3039.112	1804	5	PVV3.3039.113	2023	5
	120.7	116			NPT 1"½	ANSI B1.20.3	PVV3.3039.012	1821	5	PVV3.3039.013	2040	5
AG 3	117.7	113	16	35L	M45x2	ISO 8434-1-L	PVV3.3045.302	1797	5	PVV3.3045.303	2016	5
	117.7	113	16	42L	M52x2	ISO 8434-1-L	PVV3.3052.302	1815	5	PVV3.3052.303	2034	5
	121.7	117	20	30S	M42x2	ISO 8434-1-S	PVV3.3042.402	1823	5	PVV3.3042.403	2042	5
	123.7	119	22	38S	M52x2	ISO 8434-1-S	PVV3.3052.402	1844	5	PVV3.3052.403	2063	5
AGS 3	141.7	137	40	35L	M45x2	ISO 8434-1-L	PVV3.3045.502	2025	5	PVV3.3045.503	2244	5
	148.7	144	47	42L	M52x2	ISO 8434-1-L	PVV3.3052.502	2255	5	PVV3.3052.503	2474	5
	141.7	137	40	30S	M42x2	ISO 8434-1-S	PVV3.3042.602	2007	5	PVV3.3042.603	2226	5
	154.7	150	53	38S	M52x2	ISO 8434-1-S	PVV3.3052.602	2232	5	PVV3.3052.603	2451	5



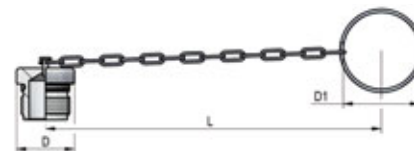
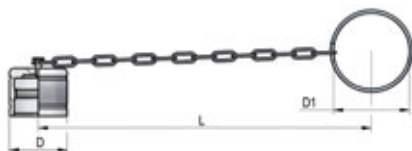
PLASTIC CAPS

NOMINAL SIZE			FEMALE DUST PLUG				MALE DUST CAP				COLOR	MATERIAL		
DNP	BG	ISO	Dimensions			Weight	Dimensions			Weight				
			D	L	D1	(g)	D	L	D1	(g)				
06	1	6.3	SPVV.06002	29	120	19.5	12	SPVV.06003	29	120	19.5	11	●	Polypropylene
10	2	10	SPVV.10002	34	180	22.5	10	SPVV.10003	34	180	22.5	9	●	Polypropylene
13	3	12.5	SPVV.13002	42	135	29.5	15	SPVV.13003	41.5	135	29.5	13	●	Polypropylene
13	3	12.5	SPVV.13042	42	135	29.5	15	SPVV.13043	41.5	135	29.5	13	●	Polypropylene
20	4	20	SPVV.20002	47	180	37.5	18	SPVV.20003	46	180	37.5	21	●	Polypropylene
25	5	25	SPVV.25002	54	190	41	23	SPVV.25003	55	190	41	20	●	Polypropylene
30	6	31.5	SPVV.30002	75	240	55	52	SPVV.30003	77	240	55	56	●	Polypropylene

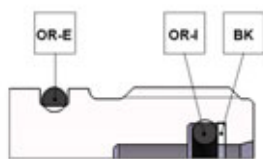


METAL CAPS

NOMINAL SIZE			FEMALE DUST PLUG				MALE DUST CAP				MATERIAL		
DNP	BG	ISO	Dimensions			Weight	Dimensions			Weight			
			D	L	D1	(g)	D	L	D1	(g)			
06	1	6.3	SPVV.06202	30	205	27	39	SPVV.06203	34	205	27	51	Aluminum
10	2	10	SPVV.10202	34	205	27	40	SPVV.10203	34	205	27	51	Aluminum
13	3	12.5	SPVV.13202	41.5	205	32	57	SPVV.13203	41.5	205	32	66	Aluminum
20	4	20	SPVV.20202	48	275	41	65	SPVV.20203	48	275	41	105	Aluminum
25	5	25	SPVV3.25202	55	275	47.5	75	SPVV3.25203	55	275	47.5	111	Aluminum
30	6	31.5	SPVV.30202	78	275	47.5	188	SPVV.30203	78	275	47.5	219	Aluminum



SPARE PARTS



NOMINAL SIZE			FEMALE GASKET		
DNP	BG	ISO	OR-I (NBR*)	BK (PTFE)	OR-E (NBR*)
06	1	6.3	PVV.006.120	PAV.006.130	PVV.006.121
10	2	10	PVV.010.120	PVV.010.130	PVV.013.120
13	3	12.5	PVV.013.120	PVV.013.130	PVV.013.121
20	4	20	PDV.019.120	PVV.019.130	PVV.019.121
25	5	25	PAV.025.120	PVV.025.130	PVV.025.121
30	6	31.5	PVV.030.120	PVV.030.130	PAV.050.120

*AL CODICE DELLA GUARNIZIONE IN NBR AGGIUNGERE 'E' PER EPDM O 'V' PER VITON

*TO THE NBR GASKET CODE ADD 'E' FOR EPDM OR 'V' FOR VITON

*ZU DER ARTIKELNR. DER NBR DICHTUNG GEBEN SIE 'E' FUER EPDM ODER 'V' FUER VITON AN

*AU CODE DU JOINT EN NBR JOINDRE 'E' POUR EPDM OU 'V' POUR VITON

SCREW/ISO 14541

INNESTI A VITE/SICURA
 SCREW COUPLINGS/PIN LOCK
 SCHRAUBKUPPLUNGEN/SPLINT
 COUPLEURS A VISSER/GOUPILLE

Caratteristiche tecniche I

- Norma: ISO 14541 (solo DN13)
- Occlusione: valvola
- Aggancio: a vite
- Materiale: acciaio
- Finitura: Zn-Fe (Cr III)
- Filettature: BSP - NPT - SAE - METRICHE
- Guarnizioni standard: NBR
- Temperatura d'esercizio: -25 °C +100 °C
- Guarnizioni opzionali: FKM, EPDM o altro
- Pressioni di esercizio: 300-400 bar
- Connessione in pressione: consentita (lato maschio o lato femmina)

Technical data E


- Standard: ISO 14541 (DN13 only)
- Occlusion: poppet
- Locking: screw
- Material: steel
- Finishing: Zn-Fe (Cr III)
- Threads: BSP - NPT - SAE - METRICS
- Standard seals: NBR
- Working temperature: -25 °C +100 °C
- Optional seals: FKM, EPDM or more
- Working pressure: 300-400 bar
- Connection under pressure: allowed (both male or female side)

Technische Merkmale D

- Norm: ISO 14541 (nur DN13)
- Verschluss: ventil
- Kupplung: Schraubweise
- Werkstoff: Stahl
- Ausführung: Zn-Fe (Cr III)
- Gewinde: BSP - NPT - SAE - METRISCHE
- Standard-Dichtungen: NBR
- Betriebstemperatur: -25 °C +100 °C
- Dichtungen nach Wahl: FKM, EPDM, usw.
- Betriebsdruck: 300-400 bar
- Kuppeln unter Druck: erlaubt (Steckerseite oder Muffeseite)

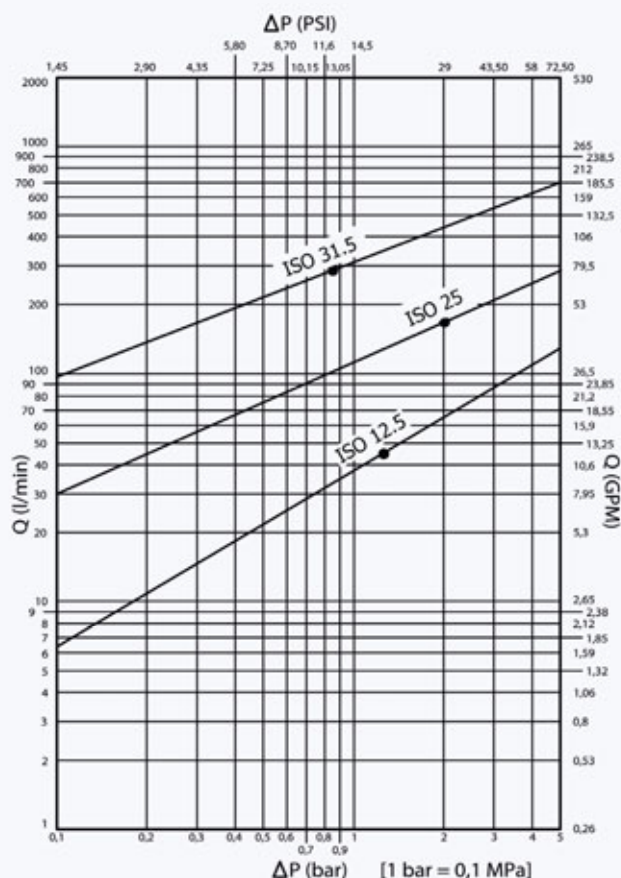
Caracteristiques techniques F

- Norme: ISO 14541 (seulement DN13)
- Obturation: clapet
- Accrochage: a vissé
- Matériel: acier
- Traitement: Zn-Fe (Cr III)
- Taraudage: BSP - NPT - SAE - METRIQUES
- Joints standard: NBR
- Température de service: -25 °C +100 °C
- Joints facultatifs: FKM, EPDM, ect.
- Pression de service: 300-400 bar
- Connexion sous pression: possible (côté male ou femelle)

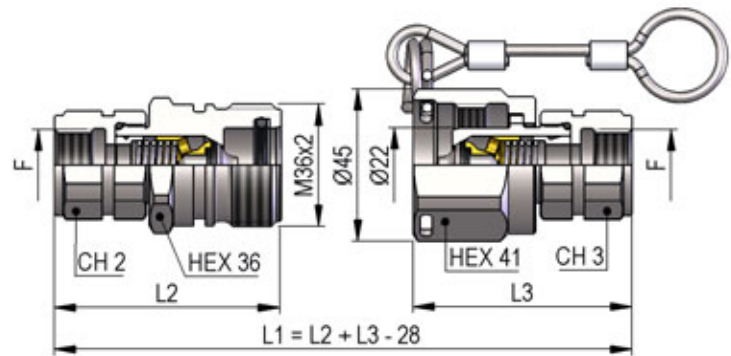


Nominal size				Max working pressure	Rated flow	Max flow rate	Min burst pressure			Fluid spillage
DNP	BG	ISO	mm				Male	Female	Coupled	
13	3	12.5	10.5	40	45	90	120	150	140	2.7
25	5	25	17.3	30	189	280	100	130	140	16
30	6	31.5	29.6	30	288	480	100	100	100	30

1 MPa = 145.04 psi • 1 l = 0.264 gal

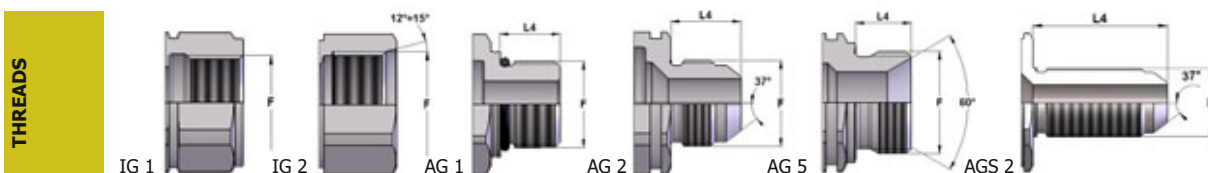


PVV3 CS DN13 - BG 3 - ISO 12.5



THREADS	CH2	L2	CH3	L3	L4	ØT	F	STANDARD	FEMMINA - FEMALE - MUFFE - FEMELLE			MASCIO - MALE - STECKER - MALE		
									COD. F	Weight (g)	Packaging (pcs.)	COD. M	Weight (g)	Packaging (pcs.)
IG 1	30	67	30	64.5			BSP 3/8"	DIN 3852-2-X	PVV3.1310.112 CS	316	40	PVV3.1310.113 CS	293	30
	30	69.5	30	67			NPT 3/8"	ANSI B1.20.3	PVV3.1310.012 CS	342	40	PVV3.1310.013 CS	319	30
	30	69.5	30	65			RC 3/8"	EN 10226	PVV3.1310.042 CS	337	40	PVV3.1310.043 CS	314	30
	30	67	30	64.5			BSP 1/2"	DIN 3852-2-X	PVV3.1313.112 CS	312	40	PVV3.1313.113 CS	289	30
	30	70	30	67.5			NPT 1/2"	ANSI B1.20.3	PVV3.1313.012 CS	326	40	PVV3.1313.013 CS	303	30
	30	71.5	30	69			RC 1/2"	EN 10226	PVV3.1313.042 CS	333	40	PVV3.1313.043 CS	310	30
	36	72.5	36	70			BSP 3/4"	DIN 3852-2-X	PVV3.1319.112 CS	365	40	PVV3.1319.113 CS	342	30
	36	72.5	36	70			NPT 3/4"	ANSI B1.20.3	PVV3.1319.012 CS	374	40	PVV3.1319.013 CS	351	30
	30	67	30	64.5			M14x1.5	ISO 6149-1	PVV3.1314.102 CS	325	40	PVV3.1314.103 CS	302	30
	30	67	30	64.5			M16x1.5	ISO 6149-1	PVV3.1316.102 CS	319	40	PVV3.1316.103 CS	296	30
	30	67	30	64.5			M18x1.5	ISO 6149-1	PVV3.1318.102 CS	313	40	PVV3.1318.103 CS	290	30
	30	67	30	64.5			M20x1.5	ISO 6149-1	PVV3.1320.102 CS	316	40	PVV3.1320.103 CS	293	30
IG 2	30	67	30	64.5			9/16"-18 UNF 2B	SAE J 1926-1	PVV3.1315.032 CS	323	40	PVV3.1315.033 CS	300	30
	30	67	30	64.5			3/4"-16 UNF 2B	SAE J 1926-1	PVV3.1319.032 CS	318	40	PVV3.1319.033 CS	295	30
	30	71	30	68.5			7/8"-14 UNF 2B	SAE J 1926-1	PVV3.1323.032 CS	317	40	PVV3.1323.033 CS	294	30
	30	69	30	66.5			M16x1.5	SAE J 2244/1	PVV3.1316.112 CS	333	40	PVV3.1316.113 CS	310	30
	30	67	30	64.5			M22x1.5	SAE J 2244/1	PVV3.1322.102 CS	320	40	PVV3.1322.103 CS	297	30
AG 1	27	67.1	27	64.6	11.1		3/4"-16 UNF 2A	SAE J 1926-3	PVV5.1319.332 CS	283	40	PVV5.1319.333 CS	260	30
	30	70	30	67.5	16		M20x1.5	ISO 6149-2	PVV3.1320.222 CS	303	40	PVV3.1320.223 CS	280	30
AG 2	30	68.1	30	65.6	14.1		9/16"-18 UNF 2A	SAE J 514	PVV3.1315.302 CS	284	40	PVV3.1315.303 CS	261	30
	30	70.7	30	68.2	16.7		3/4"-16 UNF 2A	SAE J 514	PVV3.1319.302 CS	293	40	PVV3.1319.303 CS	270	30
AGS 2	30	91.6	30	89.1	37.6		3/4"-16 UNF 2A	SAE J 514	PVV3.1319.502 CS	320	40	PVV3.1319.503 CS	297	30
	30	95.1	30	92.6	41.1		7/8"-14 UNF 2A	SAE J 514	PVV3.1323.502 CS	336	40	PVV3.1323.503 CS	313	30
AG 5	30	68.5	30	66	12		BSP 3/8"	DIN 3852-2-B	PVV3.1310.212 CS	294	40	PVV3.1310.213 CS	271	30
	30	71	30	68.5	13		BSP 1/2"	DIN 3852-2-B	PVV3.1313.212 CS	302	40	PVV3.1313.213 CS	279	30
	30	65	30	62.5	11		M16x1.5	DIN 3863-U	PVV3.1316.702 CS	286	40	PVV3.1316.703 CS	263	30
	30	70	30	67.5	16		M20x1.5	DIN 3863-U	PVV3.1320.702 CS	299	40	PVV3.1320.703 CS	276	30
	30	68	30	65.5	14		M22x1.5	DIN 3863-U	PVV3.1322.702 CS	296	40	PVV3.1322.703 CS	273	30

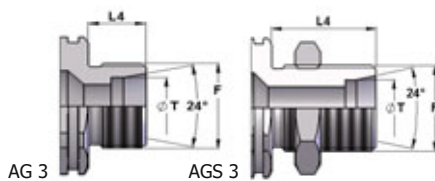
segue/follows/folgt/suite →



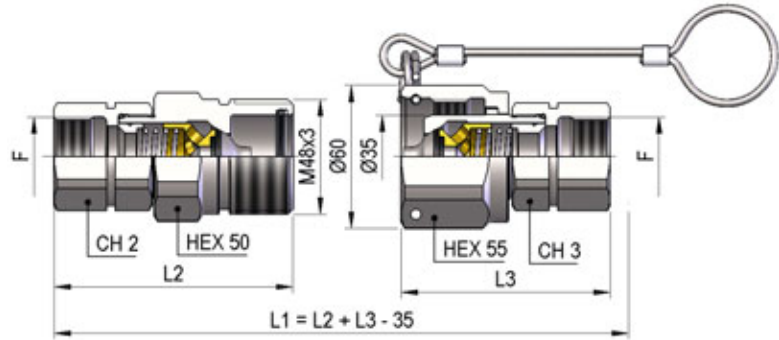
PVV3 CS DN13 - BG 3 - ISO 12.5

THREADS	CH2	L2	CH3	L3	L4	ØT	F	STANDARD	FEMMINA - FEMALE - MUFFE - FEMELLE			MASCHIO - MALE - STECKER - MALE		
									COD. F	Weight (g)	Packaging (pcs.)	COD. M	Weight (g)	Packaging (pcs.)
AG 3	30	64	30	61.5	10	Ø8L	M14x1.5	ISO 8434-1-L	PVV3.1314.302 CS	284	40	PVV3.1314.303 CS	261	30
	30	65	30	62.5	11	10L	M16x1.5	ISO 8434-1-L	PVV3.1316.302 CS	285	40	PVV3.1316.303 CS	262	30
	30	65	30	62.5	11	12L	M18x1.5	ISO 8434-1-L	PVV3.1318.302 CS	286	40	PVV3.1318.303 CS	263	30
	30	66	30	63.5	12	15L	M22x1.5	ISO 8434-1-L	PVV3.1322.302 CS	291	40	PVV3.1322.303 CS	268	30
	30	66	30	63.5	12	18L	M26x1.5	ISO 8434-1-L	PVV3.1326.302 CS	296	40	PVV3.1326.303 CS	273	30
	30	66	30	63.5	12	10S	M18x1.5	ISO 8434-1-S	PVV3.1318.402 CS	291	40	PVV3.1318.403 CS	268	30
	30	66	30	63.5	12	12S	M20x1.5	ISO 8434-1-S	PVV3.1320.402 CS	293	40	PVV3.1320.403 CS	270	30
	30	68	30	65.5	14	14S	M22x1.5	ISO 8434-1-S	PVV3.1322.402 CS	298	40	PVV3.1322.403 CS	275	30
	30	68	30	65.5	14	16S	M24x1.5	ISO 8434-1-S	PVV3.1324.402 CS	299	40	PVV3.1324.403 CS	276	30
	30	71	30	68.5	16	20S	M30x2	ISO 8434-1-S	PVV3.1330.402 CS	315	40	PVV3.1330.403 CS	292	30
AGS 3	30	80	30	77.5	26	Ø8L	M14x1.5	ISO 8434-1-L	PVV3.1314.502 CS	297	40	PVV3.1314.503 CS	274	30
	30	80	30	77.5	26	10L	M16x1.5	ISO 8434-1-L	PVV3.1316.502 CS	300	40	PVV3.1316.503 CS	277	30
	30	80	30	77.5	26	12L	M18x1.5	ISO 8434-1-L	PVV3.1318.502 CS	302	40	PVV3.1318.503 CS	279	30
	30	90	30	87.5	36	12L	M18x1.5	ISO 8434-1-L	PVV3.1318.512 CS	322	40	PVV3.1318.513 CS	299	30
	30	81	30	78.5	27	15L	M22x1.5	ISO 8434-1-L	PVV3.1322.502 CS	317	40	PVV3.1322.503 CS	294	30
	30	81	30	78.5	27	18L	M26x1.5	ISO 8434-1-L	PVV3.1326.502 CS	334	40	PVV3.1326.503 CS	311	30
	30	81	30	78.5	27	10S	M18x1.5	ISO 8434-1-S	PVV3.1318.602 CS	313	40	PVV3.1318.603 CS	290	30
	30	81	30	78.5	27	12S	M20x1.5	ISO 8434-1-S	PVV3.1320.602 CS	318	40	PVV3.1320.603 CS	295	30
	30	83	30	80.5	29	14S	M22x1.5	ISO 8434-1-S	PVV3.1322.602 CS	329	40	PVV3.1322.603 CS	306	30
	30	83	30	80.5	29	16S	M24x1.5	ISO 8434-1-S	PVV3.1324.602 CS	333	40	PVV3.1324.603 CS	310	30
	30	83	30	80.5	29	20S	M30x2	ISO 8434-1-S	PVV3.1330.602 CS	364	40	PVV3.1330.603 CS	341	30
	27	80	27	77.5	26	12L	M18x1.5	ISO 8434-1-L	PVV5.1318.502 CS	289	40	PVV5.1318.503 CS	266	30
	27	81	27	78.5	27	15L	M22x1.5	ISO 8434-1-L	PVV5.1322.502 CS	305	40	PVV5.1322.503 CS	282	30

THREADS

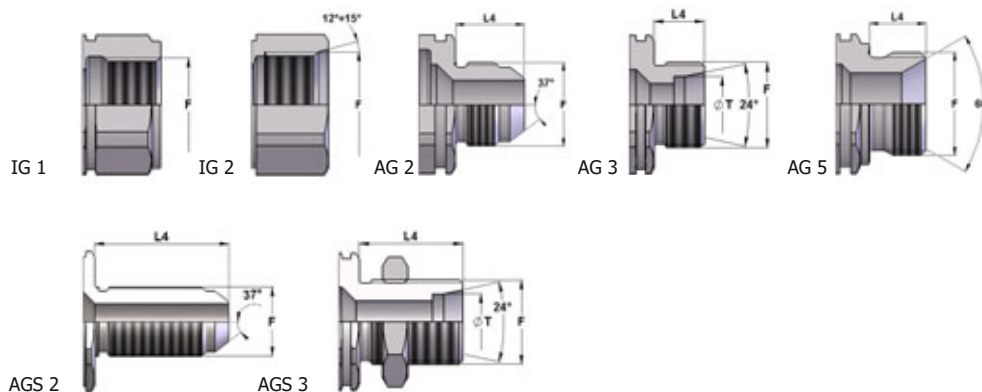


PVV3 CS DN25 - BG 5 - ISO 25

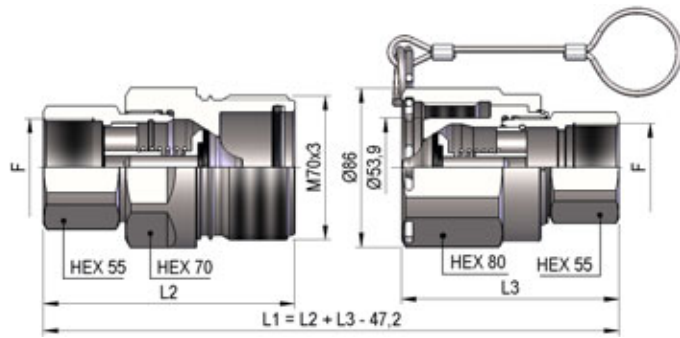


THREADS	CH 2	L 2	CH 3	L 3	L 4	Ø T	F	STANDARD	FEMMINA - FEMALE - MUFFE - FEMELLE			MASCIO - MALE - STECKER - MALE			
									COD. F	Weight (g)	Packaging (pcs.)	COD. M	Weight (g)	Packaging (pcs.)	
IG 1	41	100	41	87.5			BSP 3/4"	DIN 3852-2-X	PVV3.2519.112 CS	823	10	PVV3.2519.113 CS	743	18	
	41	100	41	87.5			NPT 3/4"	ANSI B1.20.3	PVV3.2519.012 CS	830	10	PVV3.2519.013 CS	750	18	
	41	100	41	87.5			RC 3/4"	EN 10226	PVV3.2519.042 CS	829	10	PVV3.2519.043 CS	750	18	
	41	100	41	87.5			BSP 1"	DIN 3852-2-X	PVV3.2525.112 CS	768	10	PVV3.2525.113 CS	688	18	
	41	100	41	87.5			NPT 1"	ANSI B1.20.3	PVV3.2525.012 CS	780	10	PVV3.2525.013 CS	700	18	
	41	100	41	87.5			M30x1.5	ISO 6149-1	PVV3.2530.102 CS	795	10	PVV3.2530.103 CS	715	18	
IG 2	41	100	41	87.5			1"1/16-12 UN 2B	SAE J 1926-1	PVV3.2527.032 CS	816	10	PVV3.2527.033 CS	736	18	
	41	100	41	87.5			1"5/16-12 UN 2B	SAE J 1926-1	PVV3.2533.032 CS	757	10	PVV3.2533.033 CS	677	18	
AG 2	41	104.1	41	91.6	23.1		1"5/16-12 UN 2B	SAE J 514	PVV3.2533.302 CS	757	10	PVV3.2533.303 CS	677	18	
AGS 2	41	126.4	41	113.9	45.4		1"5/16-12 UN 2B	SAE J 514	PVV3.2533.502 CS	869	10	PVV3.2533.503 CS	791	10	
AG 5	41	102	41	89.5	18		BSP 1"	DIN 3852-2-B	PVV3.2525.212 CS	765	10	PVV3.2525.213 CS	685	18	
	41	100	41	87.5	16		BSP 3/4"	DIN 3852-2-A	PVV3.2519.712 CS	741	10	PVV3.2519.713 CS	661	18	
	41	102	41	89.5	18		BSP 1"	DIN 3852-2-A	PVV3.2525.712 CS	767	10	PVV3.2525.713 CS	687	18	
AG 3	41	93	41	80.5	12	18L	M26x1.5	ISO 8434-1-L	PVV3.2526.302 CS	718	10	PVV3.2526.303 CS	638	18	
	41	95	41	82.5	14	22L	M30x2	ISO 8434-1-L	PVV3.2530.302 CS	723	10	PVV3.2530.303 CS	643	18	
	41	95	41	82.5	14	28L	M36x2	ISO 8434-1-L	PVV3.2536.302 CS	728	10	PVV3.2536.303 CS	648	18	
	46	97	46	84.5	16	35L	M45x2	ISO 8434-1-L	PVV3.2545.302 CS	816	10	PVV3.2545.303 CS	736	18	
	41	97	41	84.5	16	20S	M30x2	ISO 8434-1-S	PVV3.2530.402 CS	734	10	PVV3.2530.403 CS	654	18	
	41	99	41	86.5	18	25S	M36x2	ISO 8434-1-S	PVV3.2536.402 CS	757	10	PVV3.2536.403 CS	677	18	
	46	101	46	88.5	20	30S	M42x2	ISO 8434-1-S	PVV3.2542.402 CS	837	10	PVV3.2542.403 CS	757	18	
	55	103	55	90.5	22	38S	M52x2	ISO 8434-1-S	PVV3.2552.402 CS	1025	10	PVV3.2552.403 CS	945	18	
	AGS 3	41	115	41	102.5	34	18L	M26x1.5	ISO 8434-1-L	PVV3.2526.502 CS	806	10	PVV3.2526.503 CS	726	10
		41	115	41	102.5	34	22L	M30x2	ISO 8434-1-L	PVV3.2530.502 CS	831	10	PVV3.2530.503 CS	751	10
41		115	41	102.5	34	28L	M36x2	ISO 8434-1-L	PVV3.2536.502 CS	869	10	PVV3.2536.503 CS	789	10	
46		121	46	108.5	40	35L	M45x2	ISO 8434-1-L	PVV3.2545.502 CS	1083	10	PVV3.2545.503 CS	1003	10	
41		117	41	104.5	36	20S	M30x2	ISO 8434-1-S	PVV3.2530.602 CS	848	10	PVV3.2530.603 CS	768	10	
41		119	41	106.5	38	25S	M36x2	ISO 8434-1-S	PVV3.2536.602 CS	910	10	PVV3.2536.603 CS	830	10	
46		121	46	108.5	40	30S	M42x2	ISO 8434-1-S	PVV3.2542.602 CS	1019	10	PVV3.2542.603 CS	939	10	
55		134	55	121.5	53	38S	M52x2	ISO 8434-1-S	PVV3.2552.602 CS	1416	10	PVV3.2552.603 CS	1336	10	

THREADS

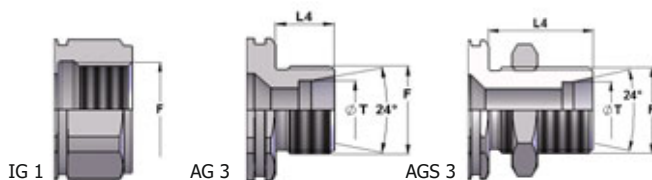


PVV3 CS DN30 - BG 6 - ISO 31.5



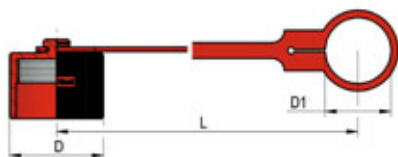
THREADS	L2	L3	L4	ØT	F	STANDARD	FEMMINA - FEMALE - MUFFE - FEMELLE			MASCHIO - MALE - STECKER - MALE		
							COD. F	Weight (g)	Packaging (pcs.)	COD. M	Weight (g)	Packaging (pcs.)
IG 1	119.2	114.5			BSP 1"¼	DIN 3852-2-X	PVV3.3031.112 CS	1876	5	PVV3.3031.113 CS	2132	5
	119.2	114.5			NPT 1"¼	ANSI B1.20.3	PVV3.3031.012 CS	1894	5	PVV3.3031.013 CS	2150	5
	120.7	116			BSP 1"½	DIN 3852-2-X	PVV3.3039.112 CS	1804	5	PVV3.3039.113 CS	2060	5
	120.7	116			NPT 1"½	ANSI B1.20.3	PVV3.3039.012 CS	1821	5	PVV3.3039.013 CS	2077	5
AG 3	117.7	113	16	35L	M45x2	ISO 8434-1-L	PVV3.3045.302 CS	1797	5	PVV3.3045.303 CS	2053	5
	117.7	113	16	42L	M52x2	ISO 8434-1-L	PVV3.3052.302 CS	1815	5	PVV3.3052.303 CS	2071	5
	121.7	117	20	30S	M42x2	ISO 8434-1-S	PVV3.3042.402 CS	1823	5	PVV3.3042.403 CS	2079	5
	123.7	119	22	38S	M52x2	ISO 8434-1-S	PVV3.3052.402 CS	1844	5	PVV3.3052.403 CS	2100	5
AGS 3	141.7	137	40	35L	M45x2	ISO 8434-1-L	PVV3.3045.502 CS	2025	5	PVV3.3045.503 CS	2281	5
	148.7	144	47	42L	M52x2	ISO 8434-1-L	PVV3.3052.502 CS	2255	5	PVV3.3052.503 CS	2511	5
	141.7	137	40	30S	M42x2	ISO 8434-1-S	PVV3.3042.602 CS	2007	5	PVV3.3042.603 CS	2263	5
	154.7	150	53	38S	M52x2	ISO 8434-1-S	PVV3.3052.602 CS	2232	5	PVV3.3052.603 CS	2488	5

THREADS



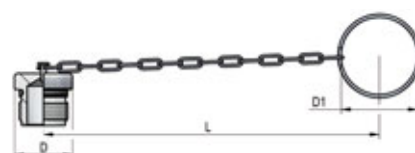
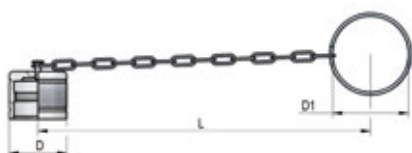
PLASTIC CAPS

NOMINAL SIZE			FEMALE DUST PLUG					MALE DUST CAP					COLOR	MATERIAL
DNP	BG	ISO	COD. F	Dimensions			Weight (g)	COD. M	Dimensions			Weight (g)		
				D	L	D1			D	L	D1			
13	3	12.5	SPVV.13002	42	135	29.5	15	SPVV.13003	41.5	135	29.5	13	●	Polypropylene
13	3	12.5	SPVV.13042	42	135	29.5	15	SPVV.13043	41.5	135	29.5	13	●	Polypropylene
25	5	25	SPVV.25002	54	190	41	23	SPVV.25003	55	190	41	20	●	Polypropylene
30	6	31.5	SPVV.30002	75	240	55	52	SPVV.30003	77	240	55	56	●	Polypropylene



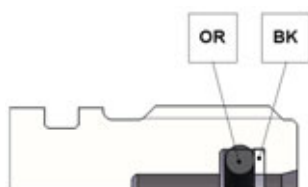
METAL CAPS

NOMINAL SIZE			FEMALE DUST PLUG					MALE DUST CAP					MATERIAL
DNP	BG	ISO	COD. F	Dimensions			Weight (g)	COD. M	Dimensions			Weight (g)	
				D	L	D1			D	L	D1		
13	3	12.5	SPVV.13202	41.5	205	32	57	SPVV.13203	41.5	205	32	66	Aluminum
25	5	25	SPVV3.25202	55	275	47.5	75	SPVV3.25203	55	275	47.5	111	Aluminum
30	6	31.5	SPVV.30202	78	275	47.5	188	SPVV.30203	78	275	47.5	219	Aluminum



SPARE PARTS

NOMINAL SIZE			FEMALE GASKET	
DNP	BG	ISO	OR (NBR*)	BK (PTFE)
13	3	12.5	PVV.013.120	PVV.013.130
25	5	25	PAV.025.120	PVV.025.130
30	6	31.5	PVV.030.120	PVV.030.130



*AL CODICE DELLA GUARNIZIONE IN NBR AGGIUNGERE 'E' PER EPDM O 'V' PER VITON


*TO THE NBR GASKET CODE ADD 'E' FOR EPDM OR 'V' FOR VITON

*ZU DER ARTIKELNR. DER NBR DICHTUNG GEBEN SIE 'E' FUER EPDM ODER 'V' FUER VITON AN

*AU CODE DU JOINT EN NBR JOINDRE 'E' POUR EPDM OU 'V' POUR VITON

SCREW/ISO 14541

INNESTI A VITE/ACCIAIO INOX
SCREW COUPLINGS/STAINLESS STEEL
SCHRAUBKUPPLUNGEN/EDELSTAHL
COUPLEURS A VISSER/ACIER INOX



Caratteristiche tecniche I

- Norma: ISO 14541 (DN06→DN20)
- Occlusione: valvola
- Aggancio: a vite
- Materiale: acciaio inox AISI 316
- Filettature: BSP - NPT
- Guarnizioni standard: FKM
- Temperatura d'esercizio: -25 °C +200 °C
- Guarnizioni opzionali: FFKM, EPDM o altro
- Pressioni di esercizio: 100-300 bar
- Connessione in pressione: consentita

Technical data E

- Standard: ISO 14541 (DN06→DN20)
- Occlusion: poppet
- Locking: screw
- Material: stainless steel AISI 316
- Threads: BSP - NPT
- Standard seals: FKM
- Working temperature: -25 °C +200 °C
- Optional seals: FFKM, EPDM or more
- Working pressure: 100-300 bar
- Connection under pressure: allowed (both male or female side)

Nominal size	Max working pressure	Rated flow	Max flow rate	Min burst pressure			Fluid spillage			
				Male	Female	Coupled				
DNP	BG	ISO	mm	MPa	l/min	l/min	MPa	MPa	MPa	cc
06	1	6.3	5	30	12	17	120	120	120	0.8
10	2	10	8.5	25	23	30	145	160	240	1.9
13	3	12.5	10.5	25	45	80	135	142	215	2.7
20	4	20	15.7	15	106	190	70	110	140	9.3
25	5	25	17.3	15	189	280	80	110	135	16
30	6	31.5	29.6	10	288	350	40	40	40	30

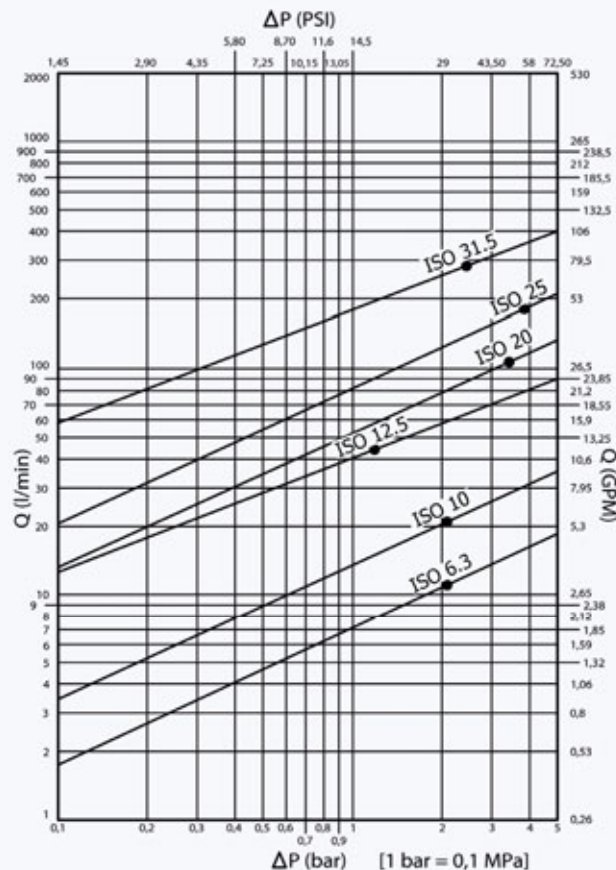
1 MPa = 145.04 psi • 1 l = 0.264 gal

Technische Merkmale D

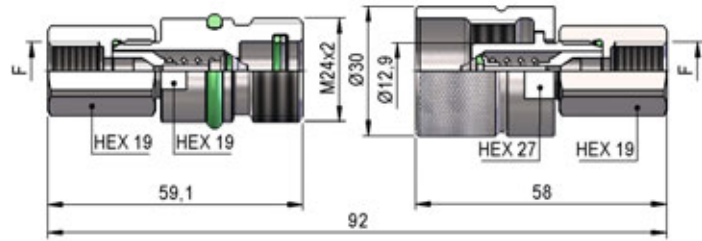
- Norm: ISO 14541 (DN06→DN20)
- Verschluss: ventil
- Kupplung: Schraubweise
- Werkstoff: rostfreiem Stahl AISI 316
- Gewinde: BSP - NPT
- Standard-Dichtungen: FKM
- Betriebstemperatur: -25 °C +200 °C
- Dichtungen nach Wahl: FFKM, EPDM, usw.
- Betriebsdruck: 100-300 bar
- Kuppeln unter Druck: erlaubt (Steckerseite oder Muffenseite)

Caracteristiques techniques F

- Norme: ISO 14541 (DN06→DN20)
- Obturation: clapet
- Accrochage: a vissé
- Matériel: acier inoxydable AISI 316
- Taraudage: BSP - NPT
- Joints standard: FKM
- Température de service: -25 °C +200 °C
- Joints facultatifs: FFKM, EPDM, ect.
- Pression de service: 100-300 bar
- Connexion sous pression: possible (côté male ou femelle)

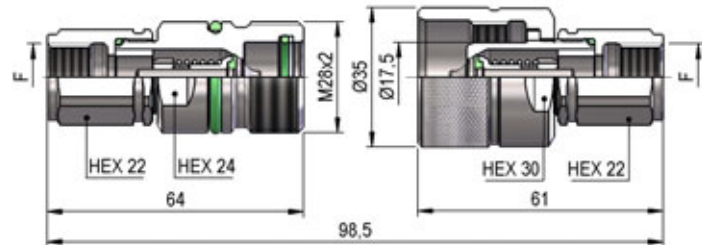


PVX DN06 - BG 1 - ISO 6.3



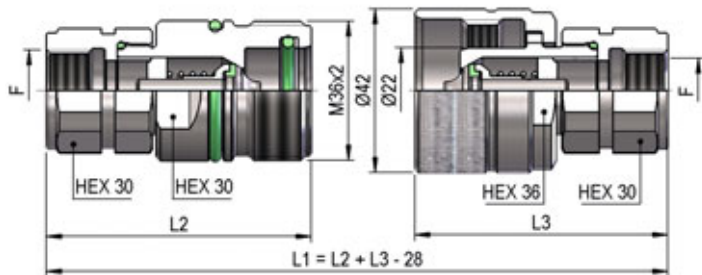
F	STANDARD	FEMMINA - FEMALE - MUFFE - FEMELLE			MASCHIO - MALE - STECKER - MALE		
		COD. F	Weight (g)	Packaging (pcs.)	COD. M	Weight (g)	Packaging (pcs.)
BSP 1/4"	DIN 3852-2-X	PVX.0606.112	122	100	PVX.0606.113	130	45
NPT 1/4"	ANSI B1.20.3	PVX.0606.012	123	100	PVX.0606.013	131	45

PVX DN10 - BG 2 - ISO 10



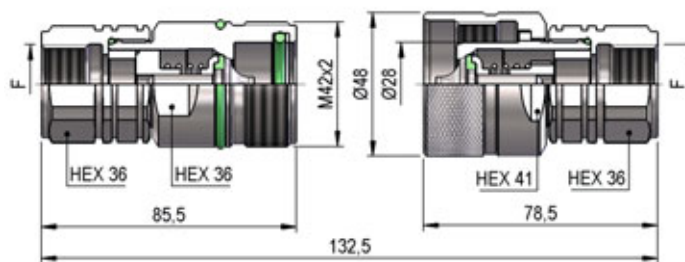
F	STANDARD	FEMMINA - FEMALE - MUFFE - FEMELLE			MASCHIO - MALE - STECKER - MALE		
		COD. F	Weight (g)	Packaging (pcs.)	COD. M	Weight (g)	Packaging (pcs.)
BSP 3/8"	DIN 3852-2-X	PVX.1010.112	163	76	PVX.1010.113	177	45
NPT 3/8"	ANSI B1.20.3	PVX.1010.012	165	76	PVX.1010.013	179	45

PVX DN13 - BG 3 - ISO 12.5



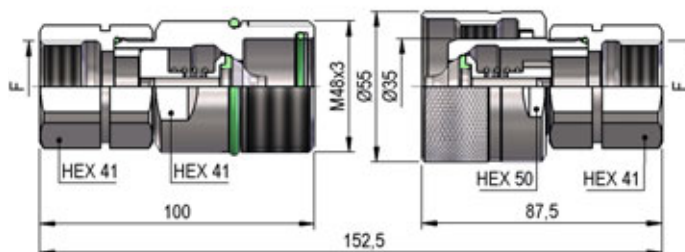
L2	L3	F	STANDARD	FEMMINA - FEMALE - MUFFE - FEMELLE			MASCHIO - MALE - STECKER - MALE		
				COD. F	Weight (g)	Packaging (pcs.)	COD. M	Weight (g)	Packaging (pcs.)
67.5	69.5	BSP 3/8"	DIN 3852-2-X	PVX.1310.112	322	40	PVX.1310.113	279	30
67.5	69.5	NPT 3/8"	ANSI B1.20.3	PVX.1310.012	324	40	PVX.1310.013	281	30
67.5	69.5	BSP 1/2"	DIN 3852-2-X	PVX.1313.112	306	40	PVX.1313.113	263	30
70.5	72.5	NPT 1/2"	ANSI B1.20.3	PVX.1313.012	320	40	PVX.1313.013	278	30

PVX DN20 - BG 4 - ISO 20



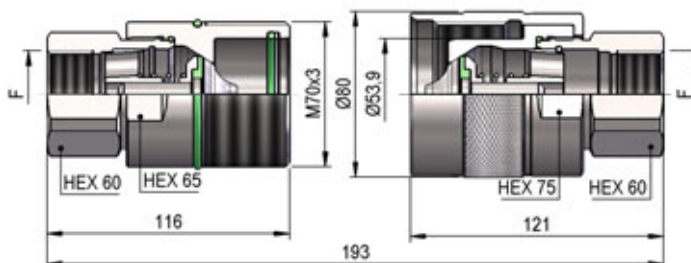
F	STANDARD	FEMMINA - FEMALE - MUFFE - FEMELLE			MASCHIO - MALE - STECKER - MALE		
		COD. F	Weight (g)	Packaging (pcs.)	COD. M	Weight (g)	Packaging (pcs.)
BSP 3/4"	DIN 3852-2-X	PVX.2019.112	500	30	PVX.2019.113	437	28
NPT 3/4"	ANSI B1.20.3	PVX.2019.012	506	30	PVX.2019.013	443	28

PVX DN25 - BG 5 - ISO 25



F	STANDARD	FEMMINA - FEMALE - MUFFE - FEMELLE			MASCHIO - MALE - STECKER - MALE		
		COD. F	Weight (g)	Packaging (pcs.)	COD. M	Weight (g)	Packaging (pcs.)
BSP 3/4"	DIN 3852-2-X	PVX.2519.112	771	10	PVX.2519.113	651	18
NPT 3/4"	ANSI B1.20.3	PVX.2519.012	778	10	PVX.2519.013	657	18
BSP 1"	DIN 3852-2-X	PVX.2525.112	716	10	PVX.2525.113	615	18
NPT 1"	ANSI B1.20.3	PVX.2525.012	726	10	PVX.2525.013	628	18

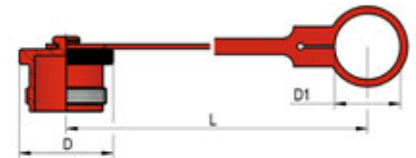
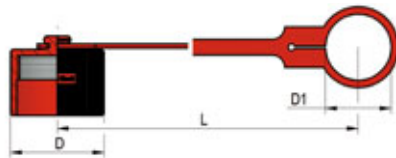
PVX DN30 - BG 6 - ISO 31.5



F	STANDARD	FEMMINA - FEMALE - MUFFE - FEMELLE			MASCHIO - MALE - STECKER - MALE		
		COD. F	Weight (g)	Packaging (pcs.)	COD. M	Weight (g)	Packaging (pcs.)
BSP 1 1/4"	DIN 3852-2-X	PVX.3931.112	1802	5	PVX.3931.113	2350	5
NPT 1 1/4"	ANSI B1.20.3	PVX.3931.012	1820	5	PVX.3931.013	2368	5
BSP 1 1/2"	DIN 3852-2-X	PVX.3939.112	1730	5	PVX.3939.113	2278	5
NPT 1 1/2"	ANSI B1.20.3	PVX.3939.012	1747	5	PVX.3939.013	2295	5

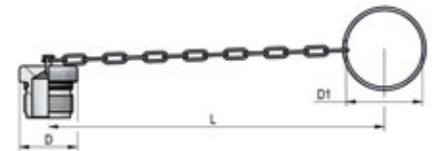
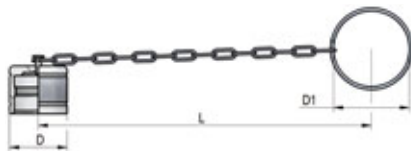
PLASTIC CAPS

NOMINAL SIZE			FEMALE DUST PLUG				MALE DUST CAP				COLOR	MATERIAL		
DNP	BG	ISO	Dimensions			Weight	Dimensions			Weight				
			D	L	D1	(g)	D	L	D1	(g)				
06	1	6.3	SPVV.06002	29	120	19.5	12	SPVV.06003	29	120	19.5	11	●	Polypropylene
10	2	10	SPVV.10002	34	180	22.5	10	SPVV.10003	34	180	22.5	9	●	Polypropylene
13	3	12.5	SPVV.13002	42	135	29.5	15	SPVV.13003	41.5	135	29.5	13	●	Polypropylene
13	3	12.5	SPVV.13042	42	135	29.5	15	SPVV.13043	41.5	135	29.5	13	●	Polypropylene
20	4	20	SPVV.20002	47	180	37.5	18	SPVV.20003	46	180	37.5	21	●	Polypropylene
25	5	25	SPVV.25002	54	190	41	23	SPVV.25003	55	190	41	20	●	Polypropylene
30	6	31.5	SPVV.30002	75	240	55	52	SPVV.30003	77	240	55	56	●	Polypropylene

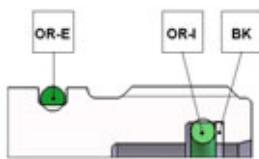


METAL CAPS

NOMINAL SIZE			FEMALE DUST PLUG				MALE DUST CAP				MATERIAL		
DNP	BG	ISO	Dimensions			Weight	Dimensions			Weight			
			D	L	D1	(g)	D	L	D1	(g)			
06	1	6.3	SPVV.06202	30	205	27	39	SPVV.06203	34	205	27	51	Aluminum
10	2	10	SPVV.10202	34	205	27	40	SPVV.10203	34	205	27	51	Aluminum
13	3	12.5	SPVV.13202	41.5	205	32	57	SPVV.13203	41.5	205	32	66	Aluminum
20	4	20	SPVV.20202	48	275	41	65	SPVV.20203	48	275	41	105	Aluminum
25	5	25	SPVV.25202	55	275	47.5	75	SPVV.25203	55	275	47.5	111	Aluminum
30	6	31.5	SPVV.30202	78	275	47.5	188	SPVV.30203	78	275	47.5	219	Aluminum



SPARE PARTS




NOMINAL SIZE			FEMALE GASKET		
DNP	BG	ISO	OR-I (FKM)	BK (PTFE)	OR-E (FKM)
06	1	6.3	PVVX.006.120 V	PVVX.006.130	PDV.010.120 V
10	2	10	PVV.010.120V	PVV.010.130	PVV.013.120 V
13	3	12.5	PVV.013.120 V	PVV.013.130	PVV.013.121 V
20	4	20	PDV.019.120 V	PVV.019.130	PVV.019.121 V
25	5	25	PAV.025.120 V	PVV.025.130	PVV.025.121 V
30	6	31.5	PAV.039.120 V	PVVX.039.130	PVVX.039.121 V

SCREW

VITE ALTA PRESSIONE
HIGH PRESSURE SCREW COUPLINGS
HOCHDRUCK-SCHRAUBKUPPLUNGEN
COUPLEURS A VISSER HAUTE PRESSION

Caratteristiche tecniche I

- Intercambiabilità: con i principali produttori
- Occlusione: valvola
- Aggancio: a vite
- Materiale: acciaio
- Finitura: Zn-Fe (Cr III)
- Filettature: BSP - METRICHE
- Guarnizioni standard: NBR
- Temperatura d'esercizio: -25 °C +100 °C
- Guarnizioni opzionali: FKM, EPDM o altro
- Pressioni di esercizio: 375-400 bar
- Connessione in pressione: consentita (lato maschio o lato femmina)



Technical data E

- Interchange: with the main producers
- Occlusion: poppet
- Locking: screw
- Material: steel
- Finishing: Zn-Fe (Cr III)
- Threads: BSP - METRICS
- Standard seals: NBR
- Working temperature: -25 °C +100 °C
- Optional seals: FKM, EPDM or more
- Working pressure: 375-400 bar
- Connection under pressure: allowed (both male or female side)

Nominal size				Max working pressure MPa	Rated flow l/min	Max flow rate l/min	Min burst pressure			Fluid spillage cc
DNP	BG	ISO	mm				Male MPa	Female MPa	Coupled MPa	
13	3	12.5	10.5	40	45	90	160	180	170	2.7
25	5	25	17.3	37.5	189	200	160	210	150	16

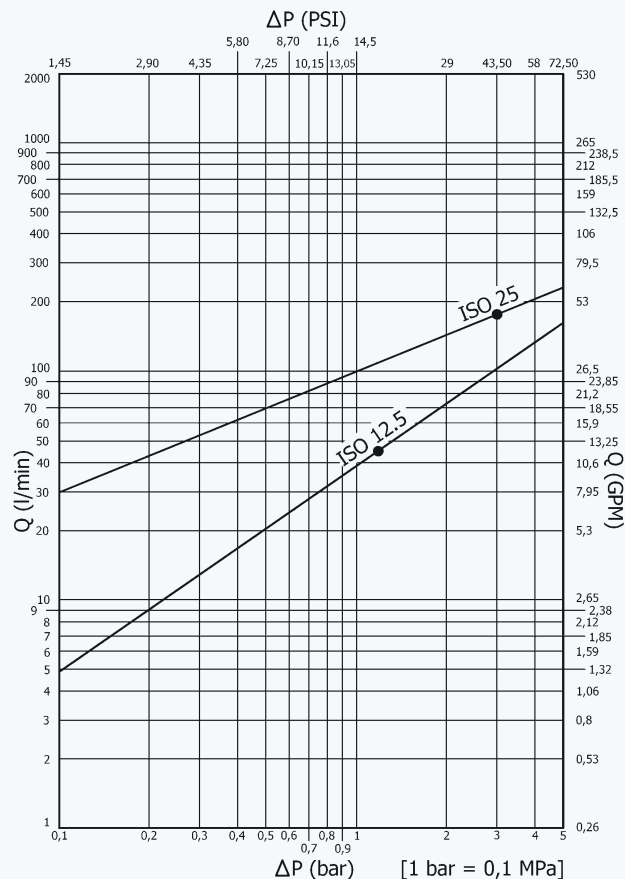
1 MPa = 145.04 psi • 1 l = 0.264 gal

Technische Merkmale D

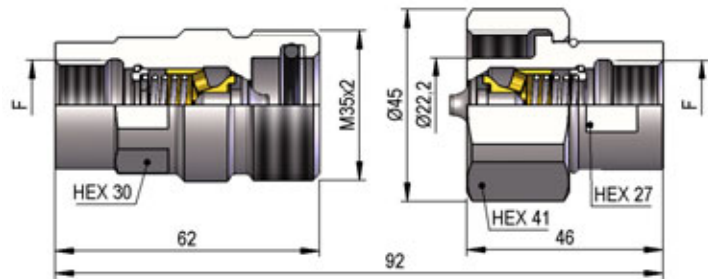
- Austauschbarkeit: mit den wichtigsten Lieferanten
- Verschluss: ventil
- Kupplung: Schraubweise
- Werkstoff: Stahl
- Ausführung: Zn-Fe (Cr III)
- Gewinde: BSP - METRISCHE
- Standard-Dichtungen: NBR
- Betriebstemperatur: -25 °C +100 °C
- Dichtungen nach Wahl: FKM, EPDM, usw.
- Betriebsdruck: 375-400 bar
- Kuppeln unter Druck: erlaubt (Steckerseite oder Muffenseite)

Caracteristiques techniques F

- Intercambiabilità: avec les principaux producteurs
- Obturation: clapet
- Accrochage: a vissé
- Matériel: acier
- Traitement: Zn-Fe (Cr III)
- Taraudage: BSP - METRIQUES
- Joints standard: NBR
- Température de service: -25 °C +100 °C
- Joints facultatifs: FKM, EPDM, ect.
- Pression de service: 375-400 bar
- Connexion sous pression: possible (côté male ou femelle)

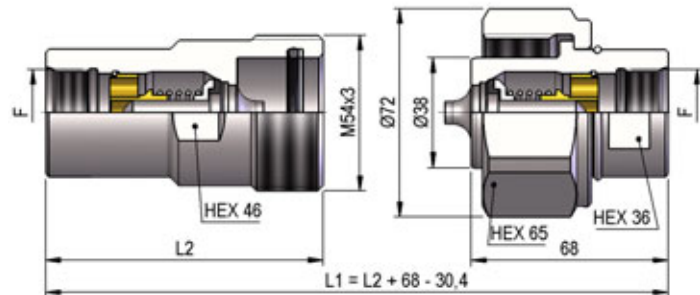


VAV1 DN13 - BG 3 - ISO 12.5

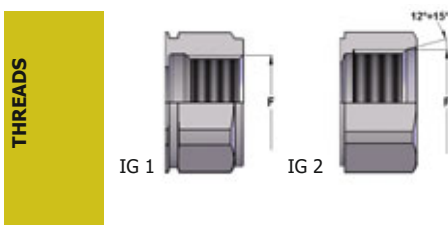


THREADS	F	STANDARD	FEMMINA - FEMALE - MUFFE - FEMELLE			MASCHIO - MALE - STECKER - MALE		
			COD. F	Weight (g)	Packaging (pcs.)	COD. M	Weight (g)	Packaging (pcs.)
IG 1	BSP 1/2"	DIN 3852-2-X	VAV1.1313.002	268	60	VAV1.1313.003	235	60
IG 2	M22x1.5	SAE J 2244/1	VAV1.1322.102	262	60	VAV1.1322.103	229	60

VAV1 DN25 - BG 5 - ISO 25

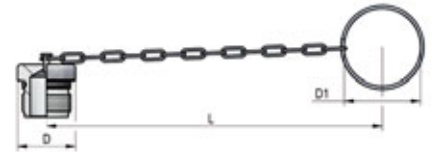
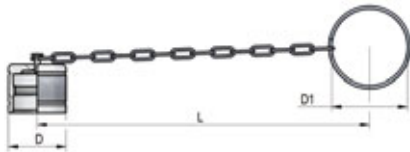
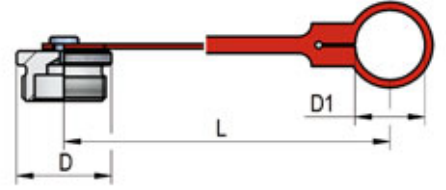
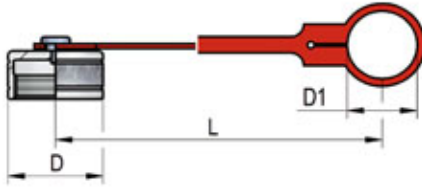


THREADS	L2	F	STANDARD	FEMMINA - FEMALE - MUFFE - FEMELLE			MASCHIO - MALE - STECKER - MALE		
				COD. F	Weight (g)	Packaging (pcs.)	COD. M	Weight (g)	Packaging (pcs.)
IG 1	97.8	BSP 1"	DIN 3852-2-X	VAV1.2525.002	803	20	VAV1.2525.003	872	12
IG 2	95.8	M30x1.5	SAE J 2244/1	VAV1.2530.102	827	20	VAV1.2530.103	896	12



METAL CAPS

NOMINAL SIZE			FEMALE DUST PLUG				MALE DUST CAP				MATERIAL		
DNP	BG	ISO	COD. F	Dimensions			Weight (g)	COD. M	Dimensions			Weight (g)	
				D	L	D1			D	L	D1		
13	3	12.5	SVAV.13202	40	135	29.5	35	SVAV.13203	40	135	29.5	47	Aluminum with plastic tongue
25	5	25	SVAV.25202	60	275	47.5	80	SVAV.25203	60	275	47.5	194	Aluminum with chain



SPARE PARTS



NOMINAL SIZE			FEMALE GASKET	
DNP	BG	ISO	OR (NBR*)	BK (PTFE)
13	3	12.5	VAV.013.120	VAV.013.130
25	5	25	PBV.025.120	VAV.025.130

*AL CODICE DELLA GUARNIZIONE IN NBR AGGIUNGERE 'E' PER EPDM O 'V' PER VITON

*TO THE NBR GASKET CODE ADD 'E' FOR EPDM OR 'V' FOR VITON

*ZU DER ARTIKELNR. DER NBR DICHTUNG GEBEN SIE 'E' FUER EPDM ODER 'V' FUER VITON AN


*AU CODE DU JOINT EN NBR JOINDRE 'E' POUR EPDM OU 'V' POUR VITON

SCREW/DN30-DN76

VITE/GRANDI DIMENSIONI
SCREW COUPLINGS/BIG DIMENSIONS
SCHRAUBKUPPLUNGEN/GROSSE BG
COUPLEURS A VISSER/GRANDES TAILLES

Caratteristiche tecniche I

- Intercambiabilità: disegno Dnp
- Occlusione: valvola
- Aggancio: a vite
- Materiale: acciaio
- Finitura: Zn-Fe (Cr III) e Zn-Ni
- Filettature: BSP - NPT - RC
- Guarnizioni standard: NBR
- Temperatura d'esercizio: -25 °C +100 °C
- Guarnizioni opzionali: FKM, EPDM o altro
- Pressioni di esercizio: 100-160 bar
- Connessione in pressione: non consigliata



Technical data E

- Interchange: Dnp profile
- Occlusion: poppet
- Locking: screw
- Material: steel
- Finishing: Zn-Fe (Cr III) and Zn-Ni
- Threads: BSP - NPT - RC
- Standard seals: NBR
- Working temperature: -25 °C +100 °C
- Optional seals: FKM, EPDM or more
- Working pressure: 100-160 bar
- Connection under pressure: not suggested

Nominal size				Max working pressure	Rated flow	Max flow rate	Min burst pressure			Fluid spillage
DNP	BG	ISO	mm				Male	Female	Coupled	
30	6	31.5	21.1	16	288	480	64	64	64	30
39	7	40	24.7	14	379	700	56	56	56	54
50	8	50	47.2	12	757	1000	50	50	50	120
63	9	60	58	12	800	1100	40	40	40	135
76	10	70	71	10	1100	1700	35	35	35	150

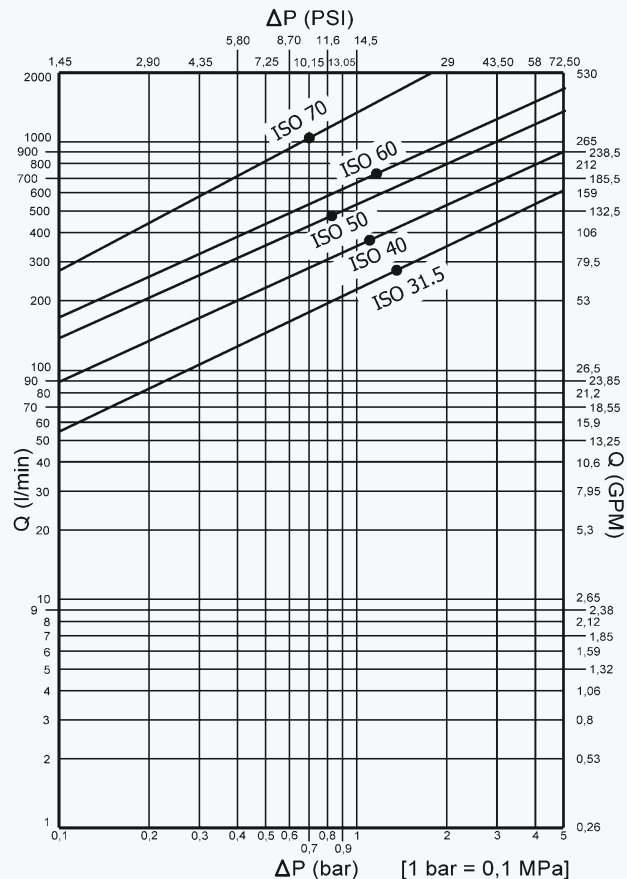
1 MPa = 145.04 psi • 1 l = 0.264 gal

Technische Merkmale D

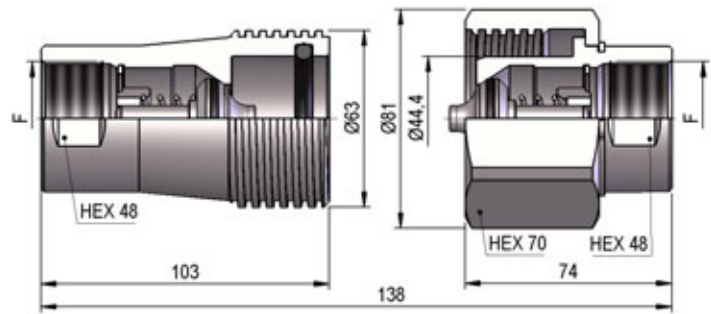
- Austauschbarkeit: Dnp Zeichnung
- Verschluss: ventil
- Kupplung: Schraubweise
- Werkstoff: Stahl
- Ausführung: Zn-Fe (Cr III) und Zn-Ni
- Gewinde: BSP - NPT - RC
- Standard-Dichtungen: NBR
- Betriebstemperatur: -25 °C +100 °C
- Dichtungen nach Wahl: FKM, EPDM, usw.
- Betriebsdruck: 100-160 bar
- Kuppeln unter Druck: nicht empfohlen

Caracteristiques techniques F

- Interchangeabilité: projet Dnp
- Obturation: clapet
- Accrochage: a vissé
- Matériel: acier
- Traitement: Zn-Fe (Cr III) et Zn-Ni
- Taraudage: BSP - NPT - RC
- Joints standard: NBR
- Température de service: -25 °C +100 °C
- Joints facultatifs: FKM, EPDM, ect.
- Pression de service: 100-160 bar
- Connexion sous pression: non conseillée

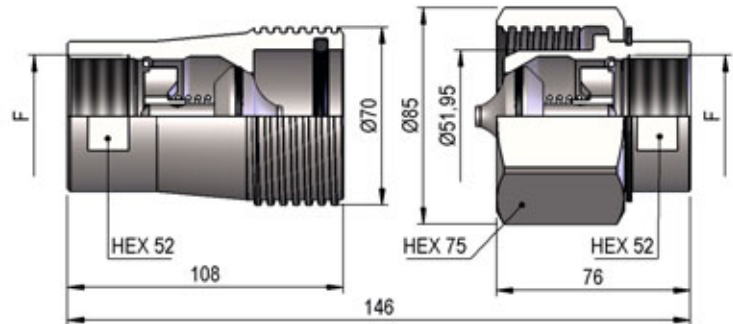


VIV1 DN30 - BG 6 - ISO 31.5



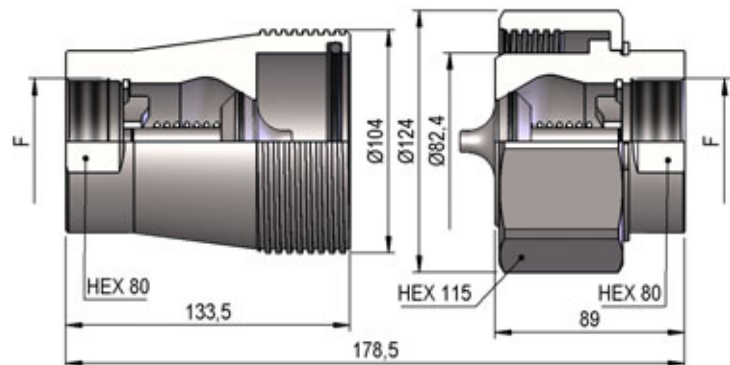
F	STANDARD	FEMMINA - FEMALE - MUFFE - FEMELLE			MASCIO - MALE - STECKER - MALE		
		COD. F	Weight (g)	Packaging (pcs.)	COD. M	Weight (g)	Packaging (pcs.)
BSP 1"¼	DIN 3852-2-X	VIV1.3031.002	1026	12	VIV1.3031.003	973	11
NPT 1"¼	ANSI B1.20.3	VIV1.3031.012	1038	12	VIV1.3031.013	979	11
RC 1"¼	EN 10226	VIV1.3031.042	1038	12	VIV1.3031.043	1032	11

VIV1 DN39 - BG 7 - ISO 40



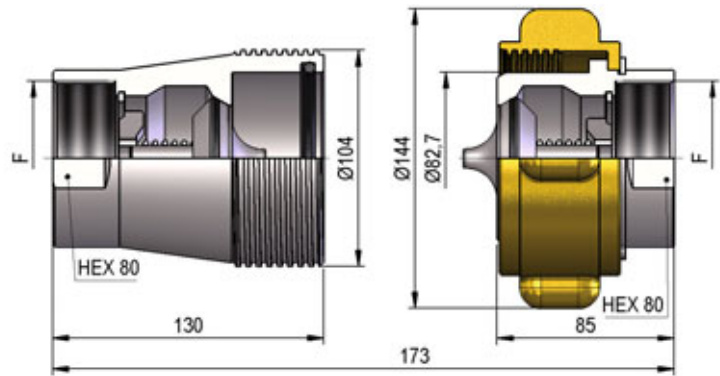
F	STANDARD	FEMMINA - FEMALE - MUFFE - FEMELLE			MASCIO - MALE - STECKER - MALE		
		COD. F	Weight (g)	Packaging (pcs.)	COD. M	Weight (g)	Packaging (pcs.)
BSP 1"½	DIN 3852-2-X	VIV1.3939.002	1270	11	VIV1.3939.003	1127	8
NPT 1"½	ANSI B1.20.3	VIV1.3939.012	1290	11	VIV1.3939.013	1140	8
RC 1"½	EN 10226	VIV1.3939.042	1290	11	VIV1.3939.043	1140	8

VIV1 DN50 - BG 8 - ISO 50



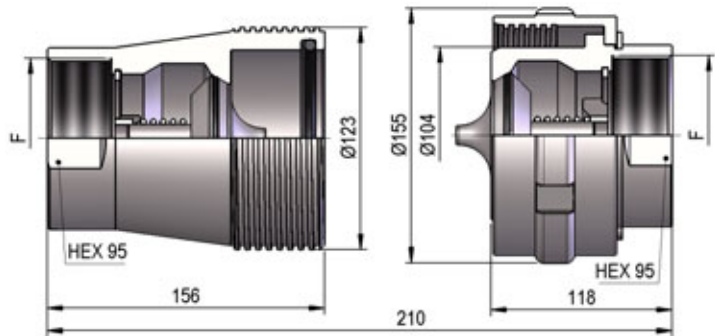
F	STANDARD	FEMMINA - FEMALE - MUFFE - FEMELLE			MASCIO - MALE - STECKER - MALE		
		COD. F	Weight (g)	Packaging (pcs.)	COD. M	Weight (g)	Packaging (pcs.)
BSP 2"	DIN 3852-2-X	VIV1.5051.002	3610	4	VIV1.5051.003	3550	3
NPT 2"	ANSI B1.20.3	VIV1.5051.012	3640	4	VIV1.5051.013	3570	3

VIV1 DN63 - BG 9 - ISO 60



F	STANDARD	FEMMINA - FEMALE - MUFFE - FEMELLE			MASCIO - MALE - STECKER - MALE		
		COD. F	Weight (g)	Packaging (pcs.)	COD. M	Weight (g)	Packaging (pcs.)
BSP 2"½	DIN 3852-2-X	VIV1.6363.002	3460	5	VIV1.6363.003	3220	3
NPT 2"½	ANSI B1.20.3	VIV1.6363.012	3490	5	VIV1.6363.013	3280	3


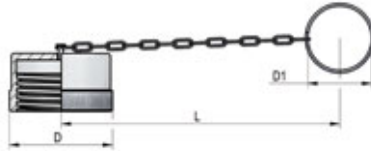
VIV1 DN76 - BG 10 - ISO 70



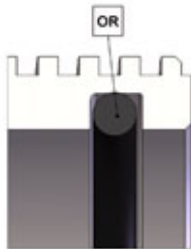
F	STANDARD	FEMMINA - FEMALE - MUFFE - FEMELLE			MASCIO - MALE - STECKER - MALE		
		COD. F	Weight (g)	Packaging (pcs.)	COD. M	Weight (g)	Packaging (pcs.)
BSP 3"	DIN 3852-2-X	VIV1.7676.002	4750	2	VIV1.7676.003	5340	2
NPT 3"	ANSI B1.20.3	VIV1.7676.012	5310	2	VIV1.7676.013	5900	2

METAL CAPS

NOMINAL SIZE			FEMALE DUST PLUG					MALE DUST CAP					MATERIAL
DNP	BG	ISO	COD. F	Dimensions			Weight (g)	COD. M	Dimensions			Weight (g)	
				D	L	D1			D	L	D1		
30	6	31.5	SVIV.30002	69	270	46	111	SVIV.30003	69	210	46	167	Aluminum
39	7	40	SVIV.39002	78	270	46	176	SVIV.39003	78	220	46	210	Aluminum
50	8	50	SVIV.50002	115	285	46	421	SVIV.50003	115	240	46	542	Aluminum
63	9	60	SVIV.63002	115	285	46	630	SVIV.63003	115	240	46	650	Aluminum
76	10	70	SVIV.76002	140	400	46	835	SVIV.76003	136	345	46	855	Aluminum



SPARE PARTS



NOMINAL SIZE			FEMALE GASKET
DNP	BG	ISO	OR (NBR*)
30	6	31.5	VIV.030.120
39	7	40	VIV.039.120
50	8	50	VIV.050.120
63	9	60	VIV.063.120
76	10	70	VIV.076.120

*AL CODICE DELLA GUARNIZIONE IN NBR AGGIUNGERE 'E' PER EPDM O 'V' PER VITON

*TO THE NBR GASKET CODE ADD 'E' FOR EPDM OR 'V' FOR VITON

*ZU DER ARTIKELNR. DER NBR DICHTUNG GEBEN SIE 'E' FUER EPDM ODER 'V' FUER VITON AN

*AU CODE DU JOINT EN NBR JOINDRE 'E' POUR EPDM OU 'V' POUR VITON

SCREW

VITE/MERCATO EUROPEO
SCREW COUPLINGS/EU MARKET
SCHRAUBKUPPLUNGEN/EU MARKT
COUPLEURS A VISSER/MARCHE EUROPEEN

Caratteristiche tecniche I

- Intercambiabilità: Faster CVE
- Occlusione: valvola
- Aggancio: a vite
- Materiale: acciaio
- Finitura: Zn-Fe (Cr III)
- Filettature: BSP
- Guarnizioni standard: NBR
- Temperatura d'esercizio: -25 °C +100 °C
- Guarnizioni opzionali: FKM, EPDM o altro
- Pressioni di esercizio: 300-350 bar
- Connessione in pressione: consentita (lato maschio o lato femmina)

Technical data E


- Interchange: Faster CVE
- Occlusion: poppet
- Locking: screw
- Material: steel
- Finishing: Zn-Fe (Cr III)
- Threads: BSP
- Standard seals: NBR
- Working temperature: -25 °C +100 °C
- Optional seals: FKM, EPDM or more
- Working pressure: 300-350 bar
- Connection under pressure: allowed (both male or female side)

Technische Merkmale D

- Austauschbarkeit: Faster CVE
- Verschluss: ventil
- Kupplung: Schraubweise
- Werkstoff: Stahl
- Ausführung: Zn-Fe (Cr III)
- Gewinde: BSP
- Standard-Dichtungen: NBR
- Betriebstemperatur: -25 °C +100 °C
- Dichtungen nach Wahl: FKM, EPDM, usw.
- Betriebsdruck: 300-350 bar
- Kuppeln unter Druck: erlaubt (Steckerseite oder Muffenseite)

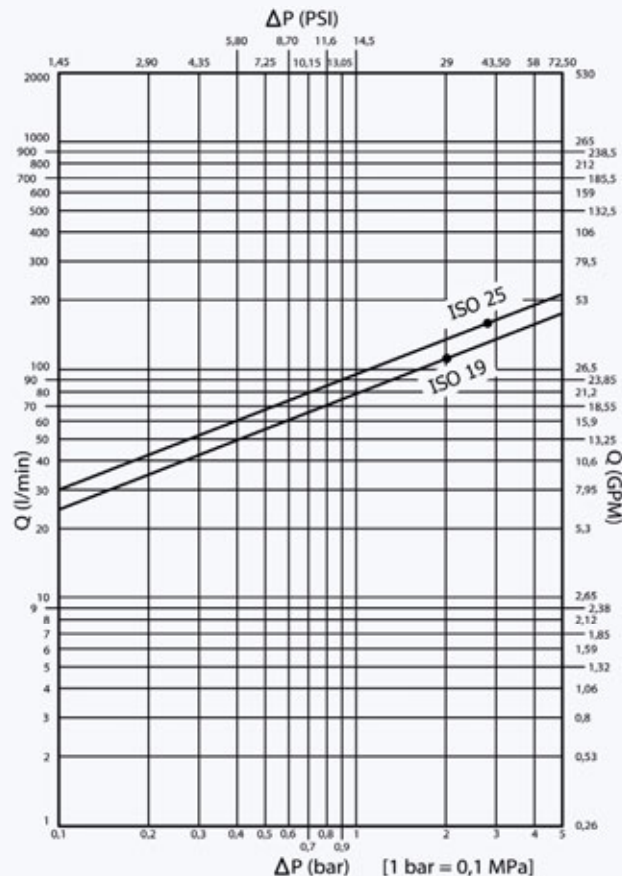
Caracteristiques techniques F

- Interchangeabilité: Faster CVE
- Obturation: clapet
- Accrochage: a vissé
- Matériel: acier
- Traitement: Zn-Fe (Cr III)
- Taraudage: BSP
- Joints standard: NBR
- Température de service: -25 °C +100 °C
- Joints facultatifs: FKM, EPDM, ect.
- Pression de service: 300-350 bar
- Connexion sous pression: possible (côté male ou femelle)

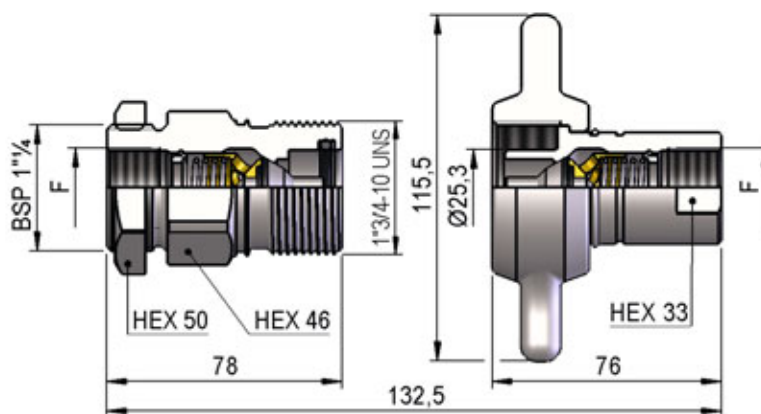


Nominal size				Max working pressure MPa	Rated flow l/min	Max flow rate l/min	Min burst pressure			Fluid spillage cc
DNP	BG	ISO	mm				Male MPa	Female MPa	Coupled MPa	
20	4	19	16.2	35	120	240	100	100	130	10
25	5	25	18.6	30	160	320	100	100	100	15

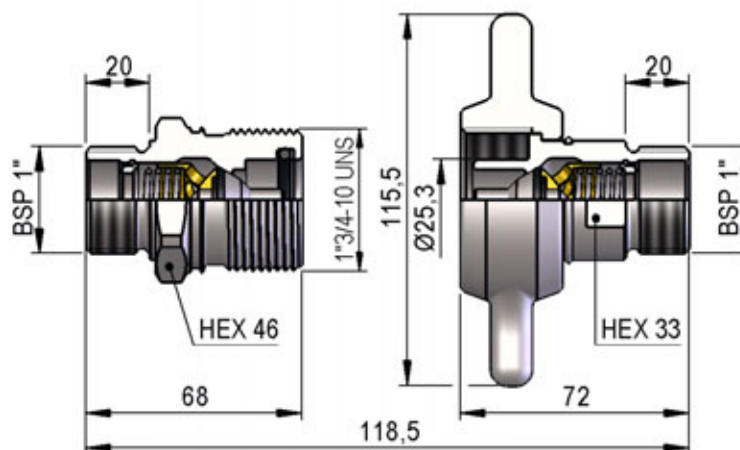
1 MPa = 145.04 psi • 1 l = 0.264 gal



PVE1 DN20 - BG 4 - ISO 19




F	STANDARD	FEMMINA - FEMALE - MUFFE - FEMELLE			MASCIO - MALE - STECKER - MALE		
		COD. F	Weight (g)	Packaging (pcs.)	COD. M	Weight (g)	Packaging (pcs.)
BSP 3/4"	DIN 3852-2-X	PVE1.2019.002	704	20	PVE1.2019.003	755	12



STANDARD	FEMMINA - FEMALE - MUFFE - FEMELLE			MASCIO - MALE - STECKER - MALE		
	COD. F	Weight (g)	Packaging (pcs.)	COD. M	Weight (g)	Packaging (pcs.)
UNI ISO 228/1	PVE1.2025.212	517	20	PVE1.2025.213	568	12

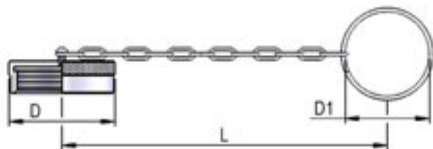
PVE1 DN25 - BG 5 - ISO 25



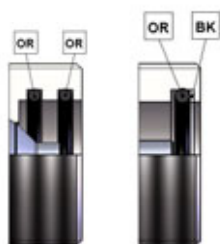
F	STANDARD	FEMMINA - FEMALE - MUFFE - FEMELLE			MASCIO - MALE - STECKER - MALE		
		COD. F	Weight (g)	Packaging (pcs.)	COD. M	Weight (g)	Packaging (pcs.)
BSP 1"	DIN 3852-2-X	PVE1.2525.002	915	18	PVE1.2525.003	874	12

METAL CAPS

NOMINAL SIZE			FEMALE DUST PLUG					MALE DUST CAP					MATERIAL
DNP	BG	ISO	COD. F	Dimensions			Weight (g)	COD. M	Dimensions			Weight (g)	
				D	L	D1			D	L	D1		
20	4	19	SPVE.20202	49.5	270	49	103	SPVE.20203	49	270	41	168	Steel with chain
25	5	25	SPVE.25202	59.5	270	49	132	SPVE.25203	59.5	270	49	217	Steel with chain



SPARE PARTS



NOMINAL SIZE			FEMALE GASKET	
DNP	BG	ISO	OR (NBR*)	BK (PTFE)
20	4	19	PVE.019.120	PVE.019.130
25	5	25	PDV.025.120 (2)	-

*AL CODICE DELLA GUARNIZIONE IN NBR AGGIUNGERE 'E' PER EPDM O 'V' PER VITON

*TO THE NBR GASKET CODE ADD 'E' FOR EPDM OR 'V' FOR VITON

*ZU DER ARTIKELNR. DER NBR DICHTUNG GEBEN SIE 'E' FUER EPDM ODER 'V' FUER VITON AN

*AU CODE DU JOINT EN NBR JOINDRE 'E' POUR EPDM OU 'V' POUR VITON

SCREW/ROFLEX

VITE ALTA RESISTENZA
HIGH RESISTANCE SCREW COUPLINGS
SCHRAUBKUPPLUNGEN SCHWERER BAUREIHE
COUPLEURS A VISSER HAUTE RESISTANCE

Caratteristiche tecniche I

- Intercambiabilità: innesti RoFLEX
- Occlusione: valvola
- Aggancio: a vite
- Materiale: acciaio
- Finitura: Zn-Fe (Cr III)
- Filettature: BSP
- Guarnizioni standard: NBR
- Temperatura d'esercizio: -25 °C +100 °C
- Guarnizioni opzionali: FKM, EPDM o altro
- Pressioni di esercizio: 300-610 bar
- Connessione in pressione: consentita (lato maschio o lato femmina)

Technical data E


- Interchange: RoFLEX couplings
- Occlusion: poppet
- Locking: screw
- Material: steel
- Finishing: Zn-Fe (Cr III)
- Threads: BSP
- Standard seals: NBR
- Working temperature: -25 °C +100 °C
- Optional seals: FKM, EPDM or more
- Working pressure: 300-610 bar
- Connection under pressure: allowed (both male or female side)

Technische Merkmale D

- Austauschbarkeit: RoFLEX kupplungen
- Verschluss: ventil
- Kupplung: Schraubweise
- Werkstoff: Stahl
- Ausführung: Zn-Fe (Cr III)
- Gewinde: BSP
- Standard-Dichtungen: NBR
- Betriebstemperatur: -25 °C +100 °C
- Dichtungen nach Wahl: FKM, EPDM, usw.
- Betriebsdruck: 300-610 bar
- Kuppeln unter Druck: erlaubt (Steckerseite oder Muffeseite)

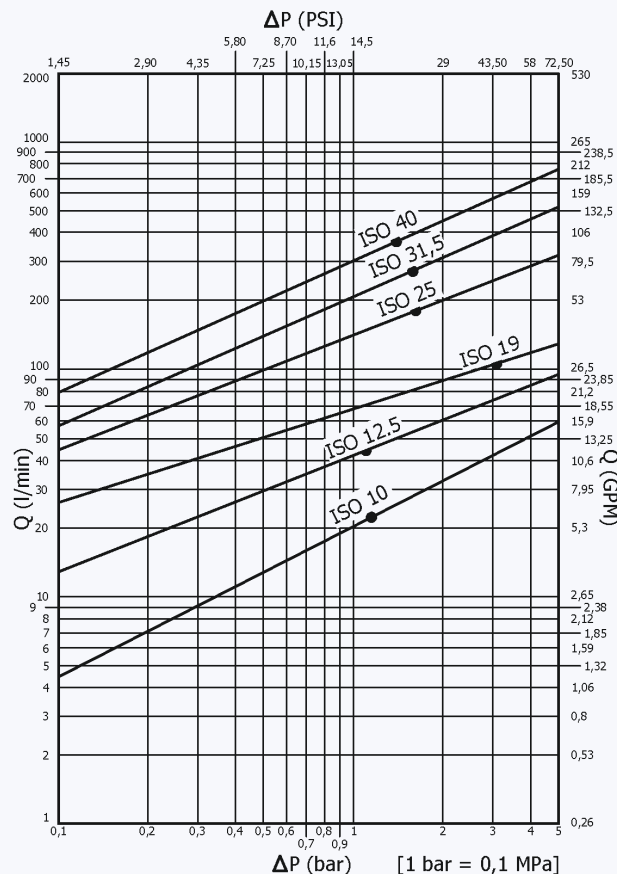
Caracteristiques techniques F

- Intercangeabilité: coupleurs RoFLEX
- Obturation: clapet
- Accrochage: a vissé
- Matériel: acier
- Traitement: Zn-Fe (Cr III)
- Taraudage: BSP
- Joints standard: NBR
- Température de service: -25 °C +100 °C
- Joints facultatifs: FKM, EPDM, ect.
- Pression de service: 300-610 bar
- Connexion sous pression: possible (côté male ou femelle)

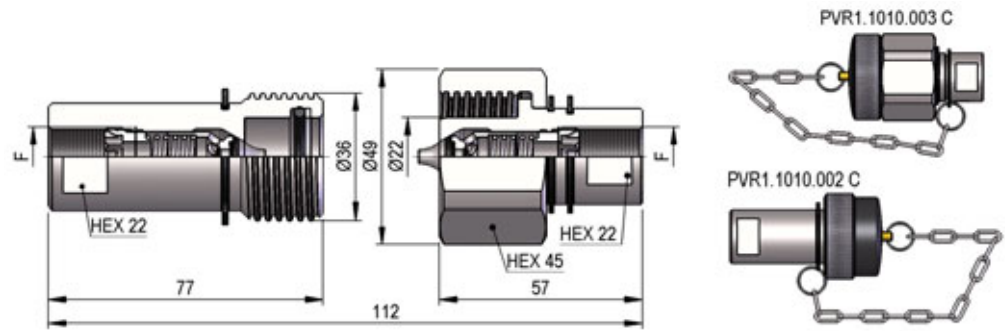


Nominal size				Max working pressure	Rated flow	Max flow rate	Min burst pressure			Fluid spillage
DNP	BG	ISO	mm				Male	Female	Coupled	
10	2	10	8	61	23	50	260	245	245	2
13	3	12.5	11.5	47	45	85	165	210	190	3
20	4	19	13.5	40	106	120	125	150	125	10
25	5	25	17.8	35	189	280	110	160	130	16
30	6	31.5	21.2	32	288	460	120	130	130	30
39	7	40	22.6	30	379	700	95	150	110	54

1 MPa = 145.04 psi • 1 l = 0.264 gal

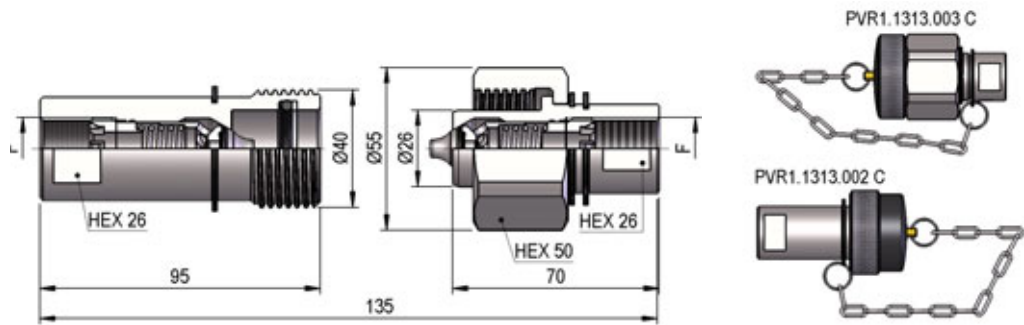


PVR1 DN10 - BG 2 - ISO 10



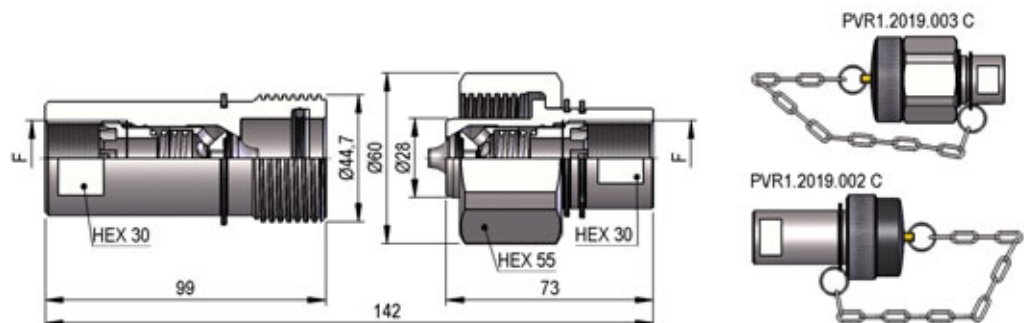
F	STANDARD	FEMMINA - FEMALE - MUFFE - FEMELLE			MASCHIO - MALE - STECKER - MALE		
		COD. F	Weight (g)	Packaging (pcs.)	COD. M	Weight (g)	Packaging (pcs.)
BSP 3/8"	DIN 3852-2-X	PVR1.1010.002	318	45	PVR1.1010.003	352	24
BSP 3/8"	DIN 3852-2-X	PVR1.1010.002 C	371	32	PVR1.1010.003 C	410	20

PVR1 DN13 - BG 3 - ISO 12.5



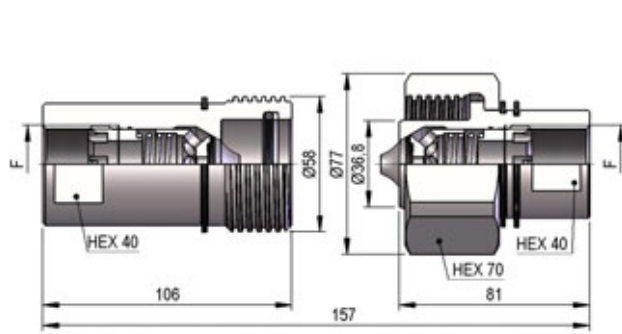
F	STANDARD	FEMMINA - FEMALE - MUFFE - FEMELLE			MASCHIO - MALE - STECKER - MALE		
		COD. F	Weight (g)	Packaging (pcs.)	COD. M	Weight (g)	Packaging (pcs.)
BSP 1/2"	DIN 3852-2-X	PVR1.1313.002	484	24	PVR1.1313.003	480	15
BSP 1/2"	DIN 3852-2-X	PVR1.1313.002 C	540	24	PVR1.1313.003 C	566	15

PVR1 DN20 - BG 4 - ISO 19



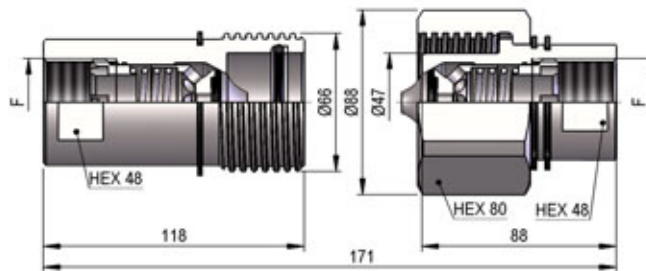
F	STANDARD	FEMMINA - FEMALE - MUFFE - FEMELLE			MASCHIO - MALE - STECKER - MALE		
		COD. F	Weight (g)	Packaging (pcs.)	COD. M	Weight (g)	Packaging (pcs.)
BSP 3/4"	DIN 3852-2-X	PVR1.2019.002	660	18	PVR1.2019.003	599	13
BSP 3/4"	DIN 3852-2-X	PVR1.2019.002 C	728	18	PVR1.2019.003 C	680	13

PVR1 DN25 - BG 5 - ISO 25



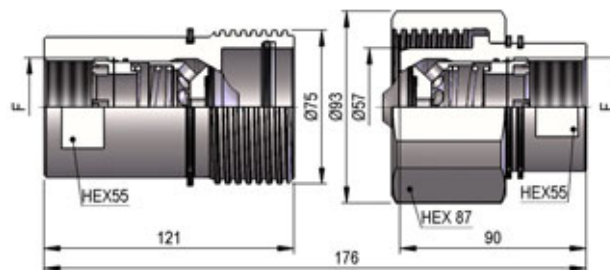
F	STANDARD	FEMMINA - FEMALE - MUFFE - FEMELLE			MASCIO - MALE - STECKER - MALE		
		COD. F	Weight (g)	Packaging (pcs.)	COD. M	Weight (g)	Packaging (pcs.)
BSP 1"	DIN 3852-2-X	PVR1.2525.002	1179	15	PVR1.2525.003	1147	11
BSP 1"	DIN 3852-2-X	PVR1.2525.002 C	1257	12	PVR1.2525.003 C	1258	11

PVR1 DN30 - BG 6 - ISO 31.5



F	STANDARD	FEMMINA - FEMALE - MUFFE - FEMELLE			MASCIO - MALE - STECKER - MALE		
		COD. F	Weight (g)	Packaging (pcs.)	COD. M	Weight (g)	Packaging (pcs.)
BSP 1 1/4"	DIN 3852-2-X	PVR1.3031.002	1606	12	PVR1.3031.003	1803	6
BSP 1 1/4"	DIN 3852-2-X	PVR1.3031.002 C	1711	12	PVR1.3031.003 C	1928	6

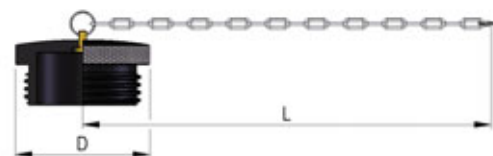
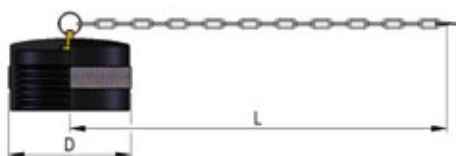
PVR1 DN39 - BG 7 - ISO 40



F	STANDARD	FEMMINA - FEMALE - MUFFE - FEMELLE			MASCIO - MALE - STECKER - MALE		
		COD. F	Weight (g)	Packaging (pcs.)	COD. M	Weight (g)	Packaging (pcs.)
BSP 1 1/2"	DIN 3852-2-X	PVR1.3939.002	2006	8	PVR1.3939.003	2184	6
BSP 1 1/2"	DIN 3852-2-X	PVR1.3939.002 C	2139	8	PVR1.3939.003 C	2331	5

PLASTIC CAPS

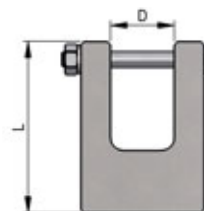
NOMINAL SIZE		FEMALE DUST PLUG				MALE DUST CAP				COLOR	MATERIAL	
DNP	BG	ISO	COD. F	Dimensions		Weight (g)	COD. M	Dimensions		Weight (g)	●	
				D	L			D	L			
10	2	10	SPVR.10002	48	200	53	SPVR.10003	48	200	58	●	PVC
13	3	12.5	SPVR.13002	51	200	57	SPVR.13003	51	200	86	●	PVC
20	4	19	SPVR.20002	57	200	68	SPVR.20003	57	200	81	●	PVC
25	5	25	SPVR.25002	68	200	78	SPVR.25003	68	200	112	●	PVC
30	6	31.5	SPVR.30002	76	265	105	SPVR.30003	76	265	125	●	PVC
39	7	40	SPVR.39002	85	265	133	SPVR.39003	86	265	146	●	PVC



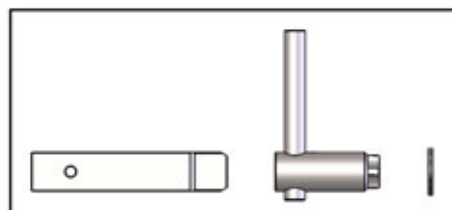
TOOLS

NOMINAL SIZE			SPANNER	Dimensions		Weight
DNP	BG	ISO	COD. (F)	D	L	(g)
10	2	10	CPVR.10	45.5	185	305
13	3	12.5	CPVR.13	50.5	189	325
20	4	19	CPVR.20	55.5	218	420
25	5	25	CPVR.25	70.5	227	740
30	6	31.5	CPVR.30	80.5	238	800
39	7	40	CPVR.39	87.5	251	935

NOMINAL SIZE			CLAMPING DEVICE	Dimensions		Weight
DNP	BG	ISO	COD. (F)	D	L	(g)
10	2	10	PPVR.10	22.5	81	278
13	3	12.5	PPVR.13	26.5	88	432
20	4	19	PPVR.20	30.5	94	486
25	5	25	PPVR.25	40.5	109	926
30	6	31.5	PPVR.30	48.5	118	1061
39	7	40	PPVR.39	55.5	125	1416

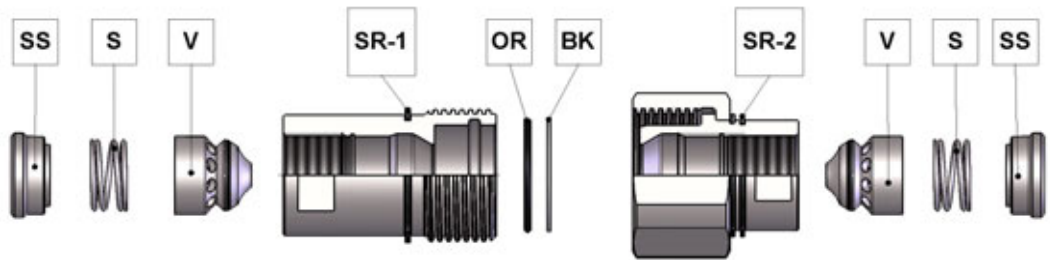


NOMINAL SIZE			ASSEMBLY TOOLS	Weight
DNP	BG	ISO	COD. (F)	(g)
10	2	10	VPVR.10	466
13	3	12.5	VPVR.13	488
20	4	19	VPVR.20	664
25	5	25	VPVR.25	915
30	6	31.5	VPVR.30	1236
39	7	40	VPVR.39	1573



SPARE PARTS

NOMINAL SIZE			MALE/FEMALE GASKET						
DNP	BG	ISO	SS (Thread Ring)	S (Spring)	V (Valve)	SR-1 (Seeger)	SR-2 (Seeger)	OR (NBR)	BK (PTFE)
10	2	10	PVR.010.020	PVR.010.010	PVR.010.001	PVR.010.176	PVR.010.160	PVV.013.120	PVR.010.130
13	3	12.5	PVR.013.020	PVR.013.010	PVR.013.001	PVR.013.176	PVR.010.176	PVR.013.120	PVR.013.130
20	4	19	PVR.019.020	PVR.019.010	PVR.019.001	PVR.019.176	PVR.013.176	PVR.019.120	PVR.019.130
25	5	25	PVR.025.020	PVR.025.010	PVR.025.001	PVR.025.176	PVR.025.160	PVR.025.120	PVR.025.130
30	6	31.5	PVR.030.020	PVR.030.010	PVR.030.001	PVR.030.176	PVR.030.160	PVR.030.120	PVR.030.130
39	7	40	PVR.039.020	PVR.039.010	PVR.039.001	PVR.039.176	PVR.039.160	PVR.039.120	PVR.039.130




SCREW/WING NUT

GHIERA A FARFALLA/OTTONE
WING NUT/BRASS
FLÜGELMUTTERHÜLSE/MESSING
ECROU PAPILLON/LAITON

Caratteristiche tecniche I

- Intercambiabilità: Parker/Snap-Tite 78
- Occlusione: faccia piana
- Aggancio: a vite
- Materiale: ottone e acciaio
- Finitura acciaio: Zn-Fe (Cr III)
- Filettature: NPT
- Guarnizioni standard: NBR
- Temperatura d'esercizio: -25 °C +100 °C
- Guarnizioni opzionali: FKM, EPDM o altro
- Pressioni di esercizio: 170-210 bar
- Connessione in pressione: non consigliata



Technical data E

- Interchange: Parker/Snap-Tite 78
- Occlusion: flat face
- Locking: screw
- Material: brass and steel
- Steel finishing: Zn-Fe (Cr III)
- Threads: NPT
- Standard seals: NBR
- Working temperature: -25 °C +100 °C
- Optional seals: FKM, EPDM or more
- Working pressure: 170-210 bar
- Connection under pressure: not suggested

Nominal size				Max working pressure	Rated flow	Max flow rate	Min burst pressure			Fluid spillage
DNP	BG	ISO	mm				Male	Female	Coupled	
20	4	19	11.7	21	106	220	58	46	116	0.15
25	5	25	15.7	21	190	260	72	37	88	0.40
30	6	31.5	22.7	19	260	400	57	43	52	0.65
39	7	40	26.2	17	380	600	35	43	50	0.85

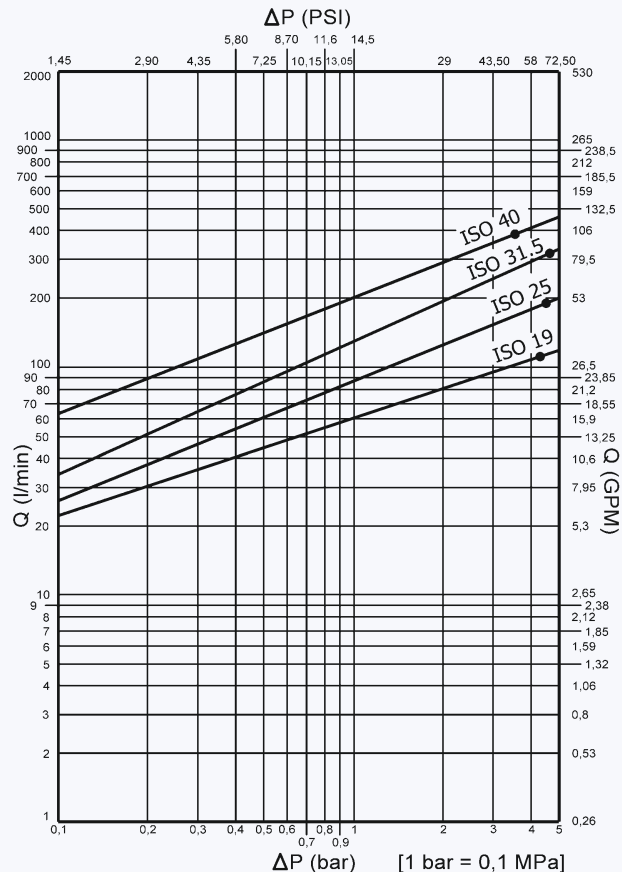
1 MPa = 145.04 psi • 1 l = 0.264 gal

Technische Merkmale D

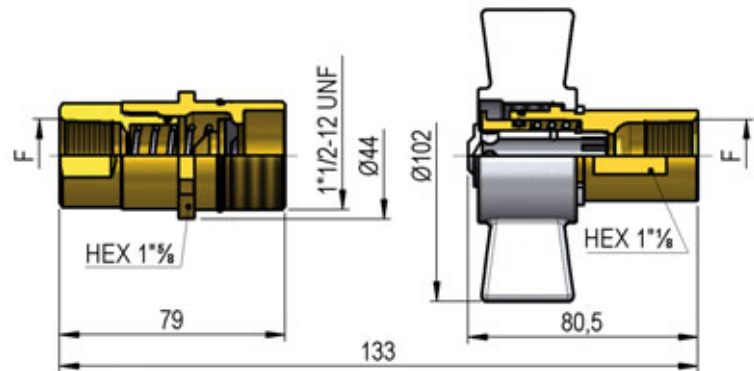
- Austauschbarkeit: Parker/Snap-Tite 78
- Verschluss: flachdichtend
- Kupplung: Schraubweise
- Werkstoff: Messing und Stahl
- Stahl Ausführung: Zn-Fe (Cr III)
- Gewinde: NPT
- Standard-Dichtungen: NBR
- Betriebstemperatur: -25 °C +100 °C
- Dichtungen nach Wahl: FKM, EPDM, usw.
- Betriebsdruck: 170-210 bar
- Kuppeln unter Druck: nicht empfohlen

Caracteristiques techniques F

- Intercambiabilité: Parker/Snap-Tite 78
- Obturation: clapet plat
- Accrochage: a vissé
- Matériel: laiton et acier
- Traitement acier: Zn-Fe (Cr III)
- Taraudage: NPT
- Joints standard: NBR
- Température de service: -25 °C +100 °C
- Joints facultatifs: FKM, EPDM, ect.
- Pression de service: 170-210 bar
- Connexion sous pression: non conseillée

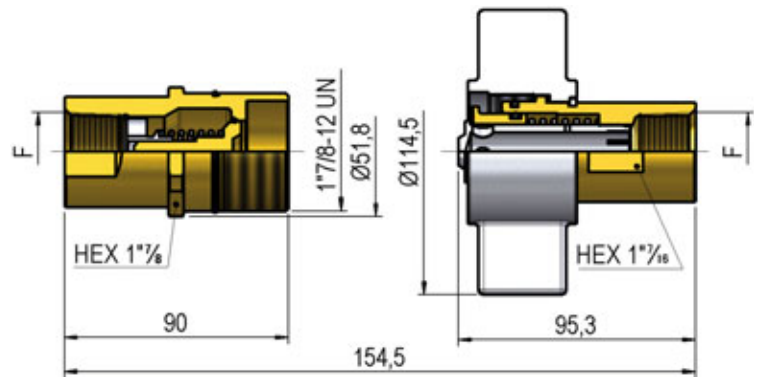


VVF1 DN20 - BG 4 - ISO 19



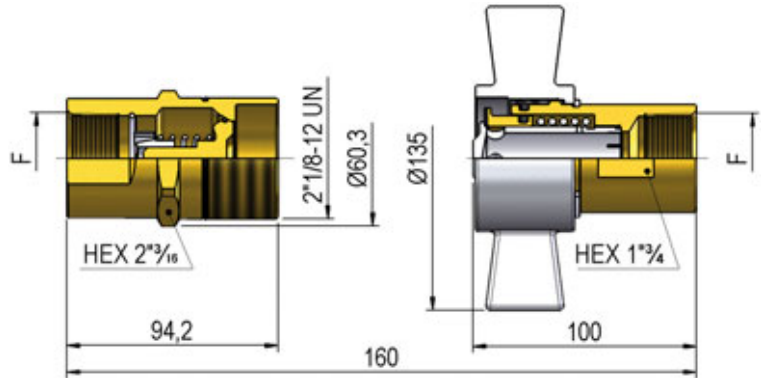
F	STANDARD	FEMMINA - FEMALE - MUFFE - FEMELLE			MASCIO - MALE - STECKER - MALE		
		COD. F	Weight (g)	Packaging (pcs.)	COD. M	Weight (g)	Packaging (pcs.)
NPT 1/2"	ANSI B1.20.3	VFF1.2013.012	430	33	VFF1.2013.013	635	16
NPT 3/4"	ANSI B1.20.3	VFF1.2019.012	395	33	VFF1.2019.013	602	16

VVF1 DN25 - BG 5 - ISO 25



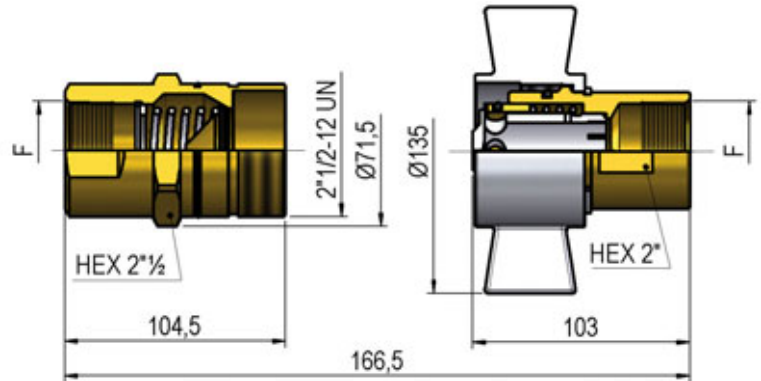
F	STANDARD	FEMMINA - FEMALE - MUFFE - FEMELLE			MASCIO - MALE - STECKER - MALE		
		COD. F	Weight (g)	Packaging (pcs.)	COD. M	Weight (g)	Packaging (pcs.)
NPT 1"	ANSI B1.20.3	VFF1.2525.012	633	21	VFF1.2525.013	1040	12

VFF1 DN30 - BG 6 - ISO 31.5



F	STANDARD	FEMMINA - FEMALE - MUFFE - FEMELLE			MASCHIO - MALE - STECKER - MALE		
		COD. F	Weight (g)	Packaging (pcs.)	COD. M	Weight (g)	Packaging (pcs.)
NPT 1"¼	ANSI B1.20.3	VFF1.3031.012	765	18	VFF1.3031.013	1255	9

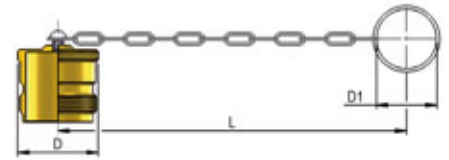
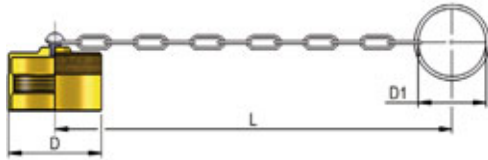
VFF1 DN39 - BG 7 - ISO 40



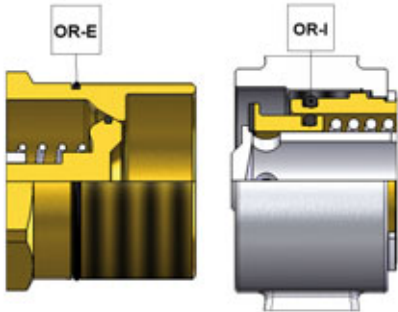
F	STANDARD	FEMMINA - FEMALE - MUFFE - FEMELLE			MASCHIO - MALE - STECKER - MALE		
		COD. F	Weight (g)	Packaging (pcs.)	COD. M	Weight (g)	Packaging (pcs.)
NPT 1"½	ANSI B1.20.3	VFF1.3939.012	1160	8	VFF1.3939.013	1550	8

METAL CAPS

NOMINAL SIZE				FEMALE DUST PLUG				MALE DUST CAP				MATERIAL	
DNP	BG	ISO	COD. F	Dimensions			Weight (g)	COD. M	Dimensions			Weight (g)	
				D	L	D1			D	L	D1		
20	4	19	SVFF.20402	41	210	30	73	SVFF.20403	40	210	30	107	Brass
25	5	25	SVFF.25402	53	270	41	147	SVFF.25403	48	270	41	185	Brass
30	6	31.5	SVFF.30402	62	280	48	243	SVFF.30403	56	280	48	248	Brass
39	7	40	SVFF.39402	69	280	48	287	SVFF.39403	63	280	48	367	Brass



SPARE PARTS




NOMINAL SIZE			FEMALE GASKET	MALE GASKET
DNP	BG	ISO	OR-E (NBR)	OR-I (FKM)
20	4	19	VFF.019.121	PLT.325.030 V
25	5	25	VFF.025.121	VFF.025.120 V
30	6	31.5	VFF.030.121	PTV.025.120 V
39	7	40	VFF.039.121	VFF.039.120 V

SCREW/WING NUT

GHIERA A FARFALLA/ACCIAIO
WING NUT/STEEL
FLÜGELMUTTERHÜLSE/STAHL
ECROU PAPILLON/ACIER

Caratteristiche tecniche I

- Intercambiabilità: Parker/Snap-Tite 75
- Occlusione: valvola
- Aggancio: a vite
- Materiale: acciaio
- Finitura acciaio: Zn-Fe (Cr III)
- Filettature: BSP - NPT
- Guarnizioni standard: NBR
- Temperatura d'esercizio: -25 °C +100 °C
- Guarnizioni opzionali: FKM, EPDM o altro
- Pressioni di esercizio: 350 bar
- Connessione in pressione: consentita (lato maschio o lato femmina)



Technical data E

- Interchange: Parker/Snap-Tite 75
- Occlusion: poppet
- Locking: screw
- Material: steel
- Steel finishing: Zn-Fe (Cr III)
- Threads: BSP - NPT
- Standard seals: NBR
- Working temperature: -25 °C +100 °C
- Optional seals: FKM, EPDM or more
- Working pressure: 350 bar
- Connection under pressure: allowed (both male or female side)

Nominal size				Max working pressure MPa	Rated flow l/min	Max flow rate l/min	Min burst pressure			Fluid spillage cc
DNP	BG	ISO	mm				Male MPa	Female MPa	Coupled MPa	
20	4	19	17	35	106	190	75	140	150	8
25	5	25	22	35	189	280	90	150	160	16
30	6	31.5	27	35	288	480	85	160	130	31
39	7	40	34	35	379	700	60	90	120	64
50	8	50	47	35	757	1000	50	60	110	141

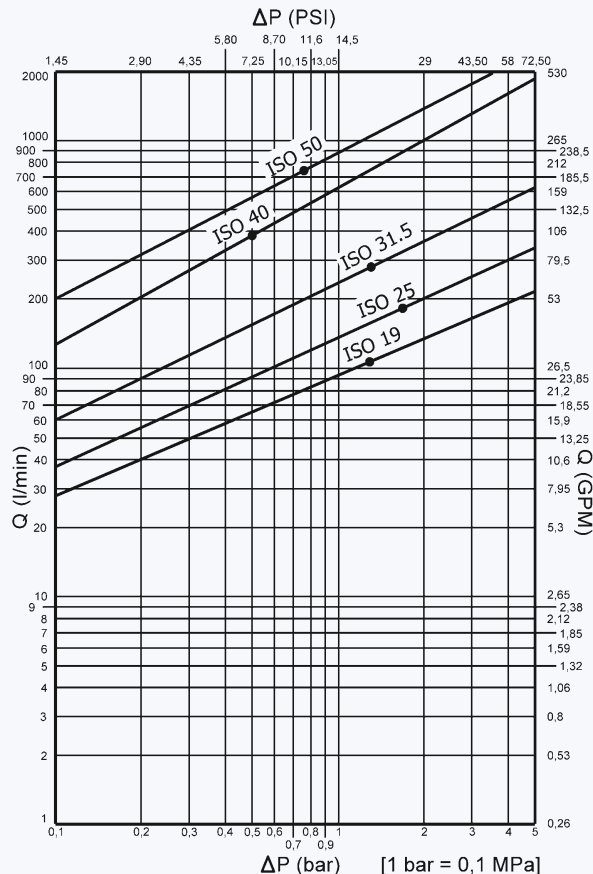
1 MPa = 145.04 psi • 1 l = 0.264 gal

Technische Merkmale D

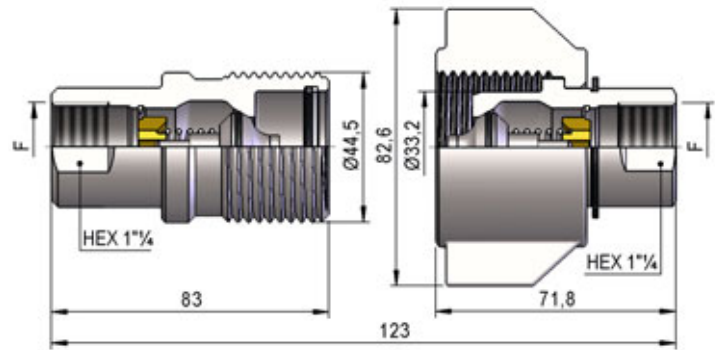
- Austauschbarkeit: Parker/Snap-Tite 75
- Verschluss: ventil
- Kupplung: Schraubweise
- Werkstoff: Stahl
- Stahl Ausführung: Zn-Fe (Cr III)
- Gewinde: BSP - NPT
- Standard-Dichtungen: NBR
- Betriebstemperatur: -25 °C +100 °C
- Dichtungen nach Wahl: FKM, EPDM, usw.
- Betriebsdruck: 350 bar
- Kuppeln unter Druck: erlaubt (Steckerseite oder Muffenseite)

Caracteristiques techniques F

- Intercambiabilité: Parker/Snap-Tite 75
- Obturation: clapet
- Accrochage: a vissé
- Matériel: acier
- Traitement acier: Zn-Fe (Cr III)
- Taraudage: BSP - NPT
- Joints standard: NBR
- Température de service: -25 °C +100 °C
- Joints facultatifs: FKM, EPDM, ect.
- Pression de service: 350 bar
- Connexion sous pression: possible (côté male ou femelle)

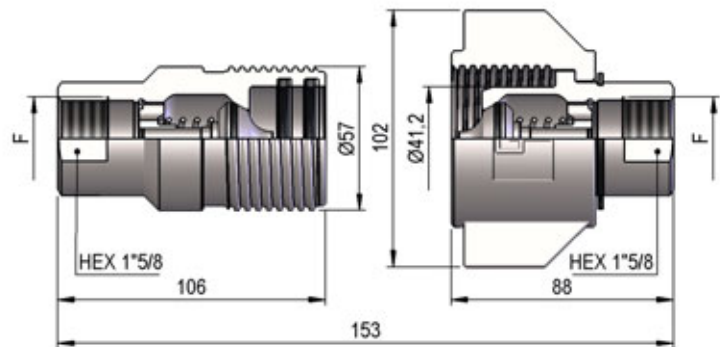


VFH1 DN20 - BG 4 - ISO 19



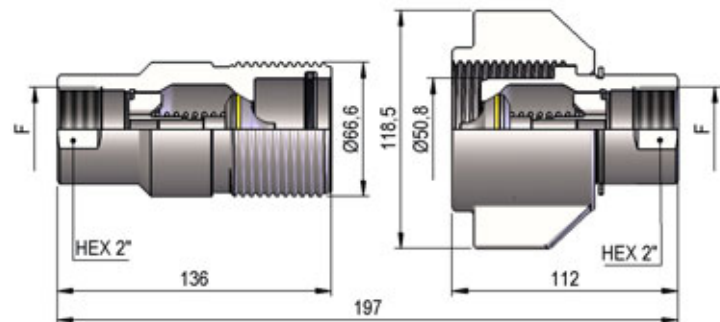
F	STANDARD	FEMMINA - FEMALE - MUFFE - FEMELLE			MASCIO - MALE - STECKER - MALE		
		COD. F	Weight (g)	Packaging (pcs.)	COD. M	Weight (g)	Packaging (pcs.)
BSP 3/4"	DIN 3852-2-X	VFH1.2019.002	475	28	VFH1.2019.003	835	12
NPT 3/4"	ANSI B1.20.3	VFH1.2019.012	480	28	VFH1.2019.013	840	12

VFH1 DN25 - BG 5 - ISO 25



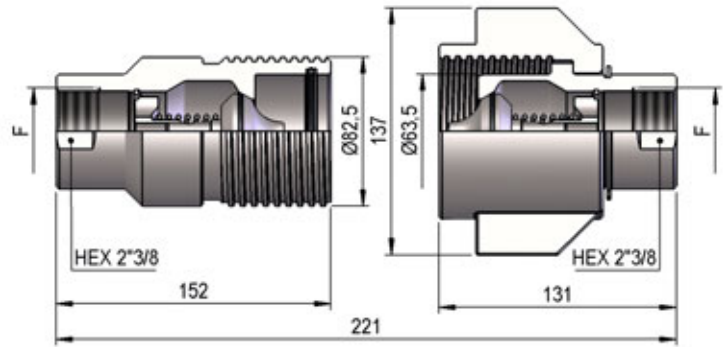
F	STANDARD	FEMMINA - FEMALE - MUFFE - FEMELLE			MASCIO - MALE - STECKER - MALE		
		COD. F	Weight (g)	Packaging (pcs.)	COD. M	Weight (g)	Packaging (pcs.)
BSP 1"	DIN 3852-2-X	VFH1.2525.002	1036	15	VFH1.2525.003	1438	8
NPT 1"	ANSI B1.20.3	VFH1.2525.012	1046	15	VFH1.2525.013	1447	8
1 5/16-12 UN 2B	SAE J 1926-1	VFH1.2533.032	1018	15	VFH1.2533.033	1419	8

VFH1 DN30 - BG 6 - ISO 31.5



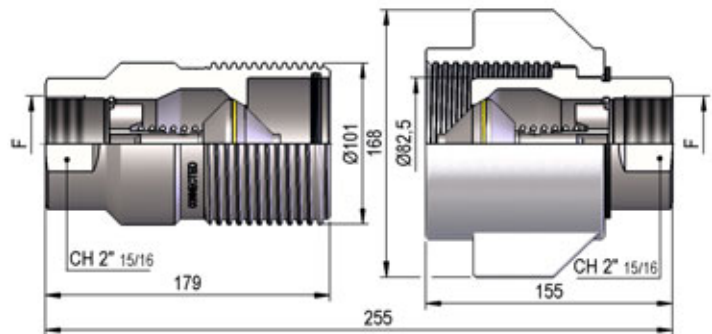
F	STANDARD	FEMMINA - FEMALE - MUFFE - FEMELLE			MASCIO - MALE - STECKER - MALE		
		COD. F	Weight (g)	Packaging (pcs.)	COD. M	Weight (g)	Packaging (pcs.)
BSP 1 1/4"	DIN 3852-2-X	VFH1.3031.002	1720	6	VFH1.3031.003	2390	6
NPT 1 1/4"	ANSI B1.20.3	VFH1.3031.012	1740	6	VFH1.3031.013	2410	6

VFH1 DN39 - BG 7 - ISO 40



F	STANDARD	FEMMINA - FEMALE - MUFFE - FEMELLE			MASCIO - MALE - STECKER - MALE		
		COD. F	Weight (g)	Packaging (pcs.)	COD. M	Weight (g)	Packaging (pcs.)
BSP 1"½	DIN 3852-2-X	VFH1.3939.002	3000	6	VFH1.3939.003	3975	4
NPT 1"½	ANSI B1.20.3	VFH1.3939.012	3020	6	VFH1.3939.013	4000	4

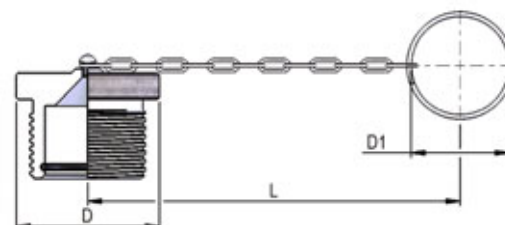
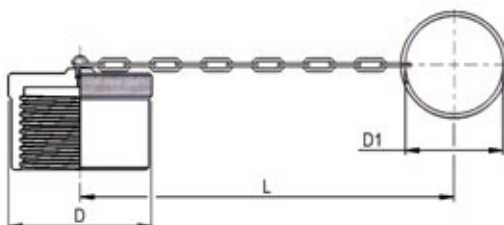
VFH1 DN50 - BG 8 - ISO 50



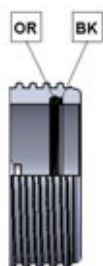
F	STANDARD	FEMMINA - FEMALE - MUFFE - FEMELLE			MASCIO - MALE - STECKER - MALE		
		COD. F	Weight (g)	Packaging (pcs.)	COD. M	Weight (g)	Packaging (pcs.)
BSP 2"	DIN 3852-2-X	VFH1.5051.002	5410	2	VFH1.5051.003	7820	2
NPT 2"	ANSI B1.20.3	VFH1.5051.012	5570	2	VFH1.5051.013	7935	2

METAL CAPS

NOMINAL SIZE			FEMALE DUST PLUG					MALE DUST CAP					MATERIAL
DNP	BG	ISO	Dimensions			Weight	Dimensions			Weight			
			COD. F	D	L	D1	(g)	COD. M	D	L	D1	(g)	
20	4	19	SVFH.20202	56	270	45	158	SVFH.20203	50	270	45	140	Aluminum
25	5	25	SVFH.25202	70	270	48	212	SVFH.25203	69.5	270	48	247	Aluminum
30	6	31.5	SVFH.30202	80.5	270	49	314	SVFH.30203	75.5	270	49	389	Aluminum
39	7	40	SVFH.39202	96	280	48	503	SVFH.39203	95.5	280	48	694	Aluminum
50	8	50	SVFH.50202	120	380	86	839	SVFH.50203	114	380	86	1026	Aluminum



SPARE PARTS



NOMINAL SIZE			FEMALE GASKET	
DNP	BG	ISO	OR (NBR*)	BK (PTFE)
20	4	19	PPV.325.030	VFH.019.130
25	5	25	PPV.025.121 (2)	VFH.025.130 (2)
30	6	31.5	VFH.030.120	VFH.030.130
39	7	40	VFH.039.120	VFH.039.130
50	8	50	VFH.050.120	VFH.050.130

*AL CODICE DELLA GUARNIZIONE IN NBR AGGIUNGERE 'E' PER EPDM O 'V' PER VITON

*TO THE NBR GASKET CODE ADD 'E' FOR EPDM OR 'V' FOR VITON

*ZU DER ARTIKELNR. DER NBR DICHTUNG GEBEN SIE 'E' FUER EPDM ODER 'V' FUER VITON AN

*AU CODE DU JOINT EN NBR JOINDRE 'E' POUR EPDM OU 'V' POUR VITON

SCREW/WING NUT

GHIERA A FARFALLA/ACCIAIO
WING NUT/STEEL
FLÜGELMUTTERHÜLSE/STAHL
ECROU PAPILLON/ACIER

Caratteristiche tecniche I

- Intercambiabilità: Parker/Snap-Tite 75
- Omologazione: API 16D
- Occlusione: valvola
- Aggancio: a vite
- Materiale: acciaio
- Finitura: Zn-Fe (Cr III)
- Filettature: BSP - NPT
- Guarnizioni standard: miscela speciale
- Temperatura d'esercizio: -25 °C +200 °C
- Pressioni di esercizio: 350 bar
- Connessione in pressione: consentita (lato maschio o lato femmina)

Technical data E


- Interchange: Parker/Snap-Tite 75
- Approval: API 16D
- Occlusion: poppet
- Locking: screw
- Material: steel
- Finishing: Zn-Fe (Cr III)
- Threads: BSP - NPT
- Standard seals: special compound
- Working temperature: -25 °C +200 °C
- Working pressure: 350 bar
- Connection under pressure: allowed (both male or female side)

Technische Merkmale D

- Austauschbarkeit: Parker/Snap-Tite 75
- Zulassung: API 16D
- Verschluss: ventil
- Kupplung: Schraubweise
- Werkstoff: Stahl
- Ausführung: Zn-Fe (Cr III)
- Gewinde: BSP - NPT
- Standard-Dichtungen: Sondermischung
- Betriebstemperatur: -25 °C +200 °C
- Betriebsdruck: 350 bar
- Kuppeln unter Druck: erlaubt (Steckerseite oder Muffenseite)

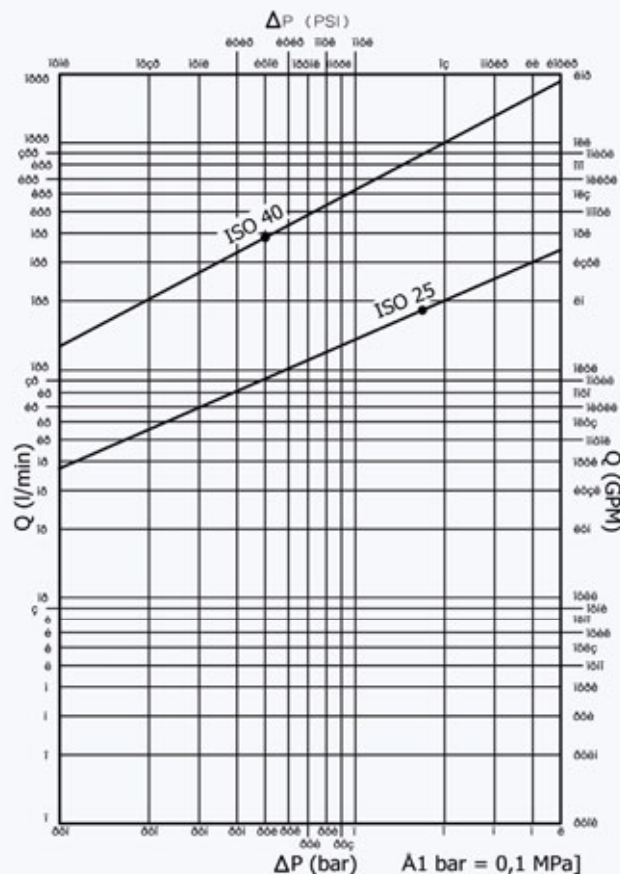
Caracteristiques techniques F

- Intercambiabilité: Parker/Snap-Tite 75
- Attestation: API 16D
- Obturation: clapet
- Accrochage: a vissé
- Matériel: acier
- Traitement: Zn-Fe (Cr III)
- Taraudage: BSP - NPT
- Joints standard: compose spécial
- Température de service: -25 °C +200 °C
- Pression de service: 350 bar
- Connexion sous pression: possible (côté male ou femelle)

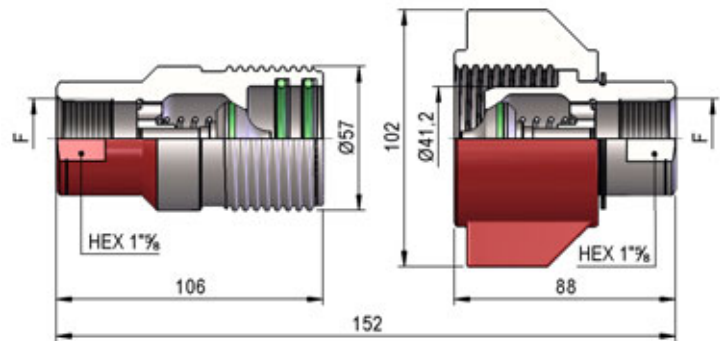


Nominal size				Max working pressure	Rated flow	Max flow rate	Min burst pressure			Fluid spillage
							Male	Female	Coupled	
DNP	BG	ISO	mm	MPa	l/min	l/min	MPa	MPa	MPa	cc
25	5	25	22	35	189	280	90	150	160	16
39	7	40	34	35	379	700	60	90	120	64

1 MPa = 145.04 psi • 1 l = 0.264 gal

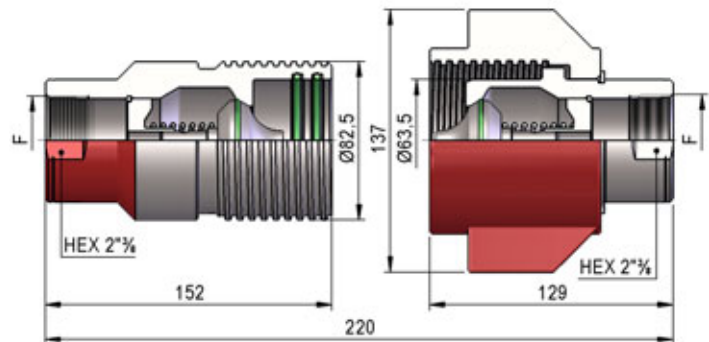


VFH1 BOP DN25 - BG 5 - ISO 25



F	STANDARD	FEMMINA - FEMALE - MUFFE - FEMELLE			MASCIO - MALE - STECKER - MALE		
		COD. F	Weight (g)	Packaging (pcs.)	COD. M	Weight (g)	Packaging (pcs.)
BSP 1"	DIN 3852-2-X	VFH1.2525.002 BOP	1036	15	VFH1.2525.003 BOP	1438	8
NPT 1"	ANSI B1.20.3	VFH1.2525.012 BOP	1046	15	VFH1.2525.013 BOP	1447	8
1"5/16-12 UN 2B	SAE J 1926-1	VFH1.2533.032 BOP	1018	15	VFH1.2533.033 BOP	1419	8

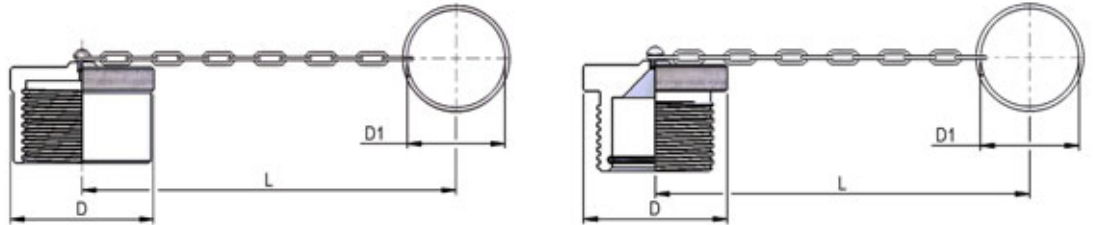
VFH1 BOP DN39 - BG 7 - ISO 40



F	STANDARD	FEMMINA - FEMALE - MUFFE - FEMELLE			MASCIO - MALE - STECKER - MALE		
		COD. F	Weight (g)	Packaging (pcs.)	COD. M	Weight (g)	Packaging (pcs.)
BSP 1"½	DIN 3852-2-X	VFH1.3939.002 BOP	3000	6	VFH1.3939.003 BOP	3975	4
NPT 1"½	ANSI B1.20.3	VFH1.3939.012 BOP	3020	6	VFH1.3939.013 BOP	4000	4

METAL CAPS

NOMINAL SIZE			FEMALE DUST PLUG					MALE DUST CAP					MATERIAL
DNP	BG	ISO	COD. F	Dimensions			Weight (g)	COD. M	Dimensions			Weight (g)	
				D	L	D1			D	L	D1		
25	5	25	SVFH.25202	70	270	48	212	SVFH.25203	69.5	270	48	247	Aluminum
39	7	40	SVFH.39202	96	280	48	503	SVFH.39203	95.5	280	48	694	Aluminum



ISO 14540/720 bar

SFERA
BALL
KUGEL
BILLE

Caratteristiche tecniche I

- Norma: ISO 14540
- Occlusione: sfera
- Aggancio: a vite
- Materiale: acciaio
- Finitura: Zn-Fe (Cr III)
- Filettature: BSP - NPT
- Guarnizioni standard: NBR
- Temperatura d'esercizio: -25 °C +100 °C
- Guarnizioni opzionali: FKM, EPDM o altro
- Pressioni di esercizio: 720 bar
- Connessione in pressione: consentita (lato maschio o lato femmina)
- Massima pressione residua: 100 bar

Technical data E


- Standard: ISO 14540
- Occlusion: ball
- Locking: screw
- Material: steel
- Finishing: Zn-Fe (Cr III)
- Threads: BSP - NPT
- Standard seals: NBR
- Working temperature: -25 °C +100 °C
- Optional seals: FKM, EPDM or more
- Working pressure: 720 bar
- Connection under pressure: allowed (both male or female side)
- Max residual pressure: 100 bar

Technische Merkmale D

- Norm: ISO 14540
- Verschluss: kugel
- Kupplung: Schraubweise
- Werkstoff: Stahl
- Ausführung: Zn-Fe (Cr III)
- Gewinde: BSP - NPT
- Standard-Dichtungen: NBR
- Betriebstemperatur: -25 °C +100 °C
- Dichtungen nach Wahl: FKM, EPDM, usw.
- Betriebsdruck: 720 bar
- Kuppeln unter Druck: erlaubt (Steckerseite oder Muffenseite)
- Max. Restdruck: 100 bar

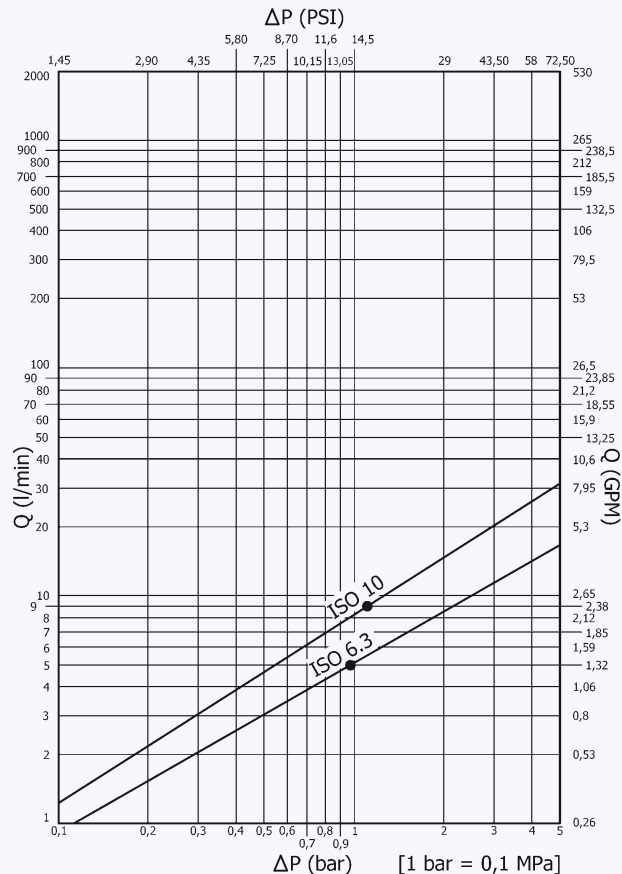
Caracteristiques techniques F

- Norme: ISO 14540
- Obturation: bille
- Accrochage: a vissé
- Matériel: acier
- Traitement: Zn-Fe (Cr III)
- Taraudage: BSP - NPT
- Joints standard: NBR
- Température de service: -25 °C +100 °C
- Joints facultatifs: FKM, EPDM, ect.
- Pression de service: 720 bar
- Connexion sous pression: possible (côté male ou femelle)
- Pression restante max: 100 bar

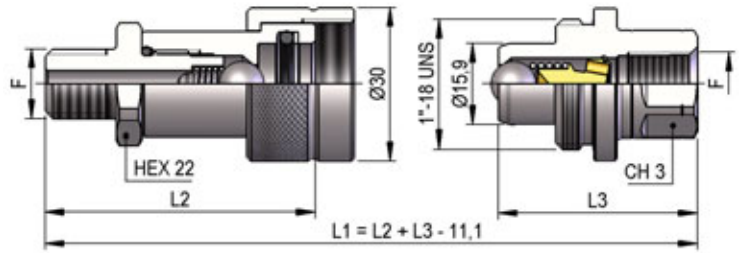


Nominal size	Max working pressure	Rated flow	Max flow rate	Min burst pressure			Fluid spillage
				Male	Female	Coupled	
DNP BG ISO mm	MPa	l/min	l/min	MPa	MPa	MPa	cc
06 1 6.3 3.7	72	12	5	150	200	220	0.2
10 2 10 4.8	72	23	9	150	200	220	0.6

1 MPa = 145.04 psi • 1 l = 0.264 gal

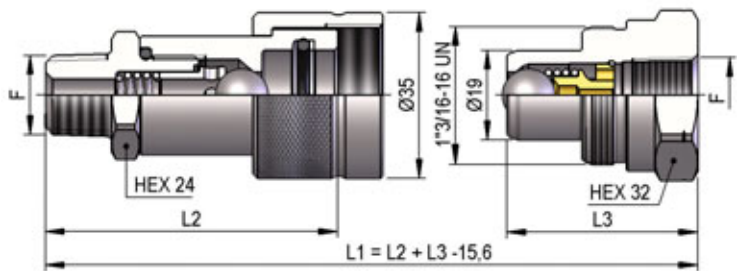


PVS DN06 - BG 1 - ISO 6.3

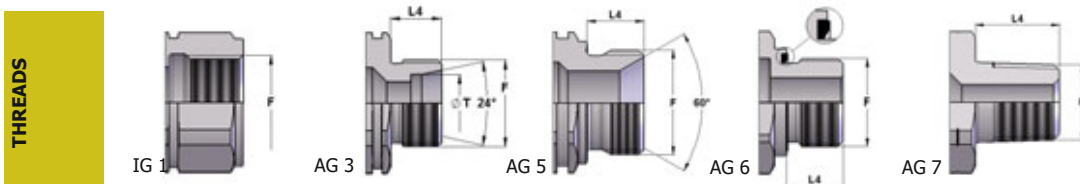


THREADS	L2	CH3	L3	L4	F	STANDARD	FEMMINA - FEMALE - MUFFE - FEMELLE			MASCHIO - MALE - STECKER - MALE		
							COD. F	Weight (g)	Packaging (pcs.)	COD. M	Weight (g)	Packaging (pcs.)
IG 1	56	19	39		NPT 1/4"	ANSI B1.20.3	PVS3.0606.012	162	100	PVS1.0606.013	87	120
		30	39		NPT 3/8"	ANSI B1.20.3				PVS1.0610.013	131	100
AG 7	49	19	54	10	NPT 1/8"	ANSI B1.20.3	PVS3.0604.022	127	100	PVS1.0604.023	115	120
	53	19	58	14	NPT 1/4"	ANSI B1.20.3	PVS3.0606.022	134	100	PVS1.0606.023	122	120
		19	73.5	14	NPT 1/4"	ANSI B1.20.3				PVS3.0606.023	150	72
	53			14	NPT 3/8"	ANSI B1.20.3	PVS3.0610.022	139	100			
AG 5	51.5			10.5	BSP 1/4"	JIS B8363	PVS3.0606.212	132	100			

PVS DN10 - BG 2 - ISO 10

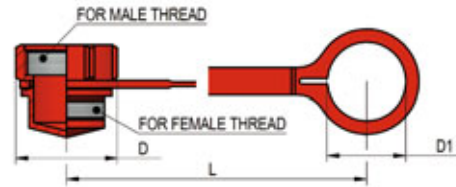


THREADS	L2	L3	L4	ØT	F	STANDARD	FEMMINA - FEMALE - MUFFE - FEMELLE			MASCHIO - MALE - STECKER - MALE		
							COD. F	Weight (g)	Packaging (pcs.)	COD. M	Weight (g)	Packaging (pcs.)
IG 1		40.5			NPT 1/4"	ANSI B1.20.3				PVS1.1006.013	165	100
	66.5	40.5			BSP 3/8"	DIN 3852-2-X	PVS3.1010.112	249	70	PVS1.1010.003	144	100
	66	40.5			NPT 3/8"	ANSI B1.20.3	PVS3.1010.012	250	70	PVS1.1010.013	145	100
		40.5			RC 3/8"	EN 10226				PVS1.1010.043	145	100
AG 7	64.5		14		NPT 1/4"	ANSI B1.20.3	PVS3.1006.022	219	70			
	62	60.5	14		NPT 3/8"	ANSI B1.20.3	PVS3.1010.022	221	70	PVS3.1010.023	187	100
	62		14		R 3/8"	EN 10226	PVS3.1010.042	222	70			
	67.5		19.5		R 1/2"	EN 10226	PVS3.1013.042	246	70			
AG 6	64.5	63	12		BSP 3/8"	DIN 3852-11-E	PVS3.1010.232	231	70	PVS3.1010.233	200	100
AG 5	62.5		12		BSP 3/8"	DIN 3852-2-A	PVS3.1010.212	224	70			
	64.5	63	12		BSP 3/8"	DIN 3852-2-B	PVS3.1010.222	231	70	PVS3.1010.223	197	100
AG 3	62		12	10S	M18x1.5	ISO 8434-1-S	PVS3.1018.402	225	70			



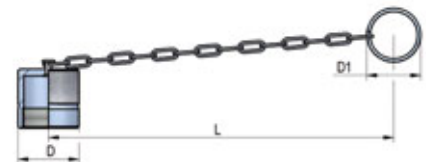
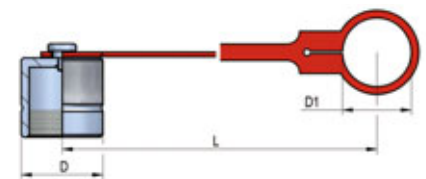
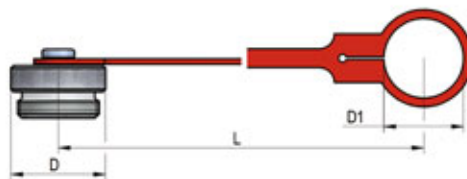
PLASTIC CAPS

NOMINAL SIZE		FEMALE DUST PLUG				MALE DUST CAP				COLOR	MATERIAL			
DNP	BG	ISO	COD. F	Dimensions			Weight	COD. M	Dimensions			Weight		
				D	L	D1	(g)		D	L	D1	(g)		
10	2	10	SPVS.10001	37	108	27	16	SPVS.10001	37	108	27	16	●	Polyethylene
10	2	10	SPVS.10041	37	108	27	16	SPVS.10041	37	108	27	16	●	Polyethylene



METAL CAPS

NOMINAL SIZE		FEMALE DUST PLUG				MALE DUST CAP				MATERIAL			
DNP	BG	ISO	COD. F	Dimensions			Weight	COD. M	Dimensions			Weight	
				D	L	D1	(g)		D	L	D1	(g)	
06	1	6.3	SPVS.06100	35	205	27	79	SPVS.06101	35	205	27	78	Steel with chain
06	1	6.3	SPVS.06102	35	205	27	36	SPVS.06103	35	205	27	34	Aluminum with chain
10	2	10	SPVS.10100 C	35	205	27	97	SPVS.10103 C	35	205	27	109	Steel with chain
10	2	10	SPVS.10102 C	35	205	27	49						Aluminum with chain
10	2	10	SPVS.10100 L	35	135	29.5	114	SPVS.10103 L	35	135	29.5	104	Steel with plastic tongue
10	2	10	SPVS.10102 L	35	135	29.5	44						Aluminum with plastic tongue



SPARE PARTS



NOMINAL SIZE		FEMALE GASKET		
DNP	BG	ISO	OR (NBR*)	BK (PTFE)
06	1	6.3	PVS.006.120	PVS.006.130
10	2	10	PDV.010.120	PVS.010.130

*AL CODICE DELLA GUARNIZIONE IN NBR AGGIUNGERE 'E' PER EPDM O 'V' PER VITON

*TO THE NBR GASKET CODE ADD 'E' FOR EPDM OR 'V' FOR VITON

*ZU DER ARTIKELNR. DER NBR DICHTUNG GEBEN SIE 'E' FUER EPDM ODER 'V' FUER VITON AN

*AU CODE DU JOINT EN NBR JOINDRE 'E' POUR EPDM OU 'V' POUR VITON

ISO 14540/720 bar

VALVOLA
POPPET
VENTIL
CLAPET

Caratteristiche tecniche I

- Norma: ISO 14540
- Occlusione: valvola
- Aggancio: a vite
- Materiale: acciaio
- Finitura: Zn-Fe (Cr III)
- Filettature: BSP - NPT
- Guarnizioni standard: NBR
- Temperatura d'esercizio: -25 °C +100 °C
- Guarnizioni opzionali: FKM, EPDM o altro
- Pressioni di esercizio: 720 bar
- Connessione in pressione: consentita (lato maschio o lato femmina)
- Massima pressione residua: 100 bar

Technical data E


- Standard: ISO 14540
- Occlusion: poppet
- Locking: screw
- Material: steel
- Finishing: Zn-Fe (Cr III)
- Threads: BSP - NPT
- Standard seals: NBR
- Working temperature: -25 °C +100 °C
- Optional seals: FKM, EPDM or more
- Working pressure: 720 bar
- Connection under pressure: allowed (both male or female side)
- Max residual pressure: 100 bar

Technische Merkmale D

- Norm: ISO 14540
- Verschluss: ventil
- Kupplung: Schraubweise
- Werkstoff: Stahl
- Ausführung: Zn-Fe (Cr III)
- Gewinde: BSP - NPT
- Standard-Dichtungen: NBR
- Betriebstemperatur: -25 °C +100 °C
- Dichtungen nach Wahl: FKM, EPDM, usw.
- Betriebsdruck: 720 bar
- Kuppeln unter Druck: erlaubt (Steckerseite oder Muffenseite)
- Max. Restdruck: 100 bar

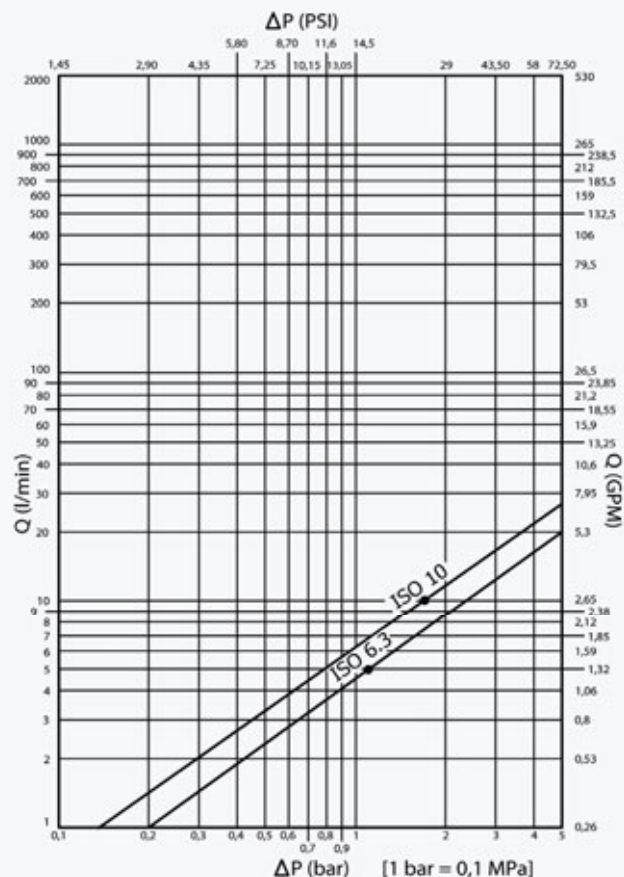
Caracteristiques techniques F

- Norme: ISO 14540
- Obturation: clapet
- Accrochage: a vissé
- Matériel: acier
- Traitement: Zn-Fe (Cr III)
- Taraudage: BSP - NPT
- Joints standard: NBR
- Température de service: -25 °C +100 °C
- Joints facultatifs: FKM, EPDM, ect.
- Pression de service: 720 bar
- Connexion sous pression: possible (côté male ou femelle)
- Pression restante max: 100 bar

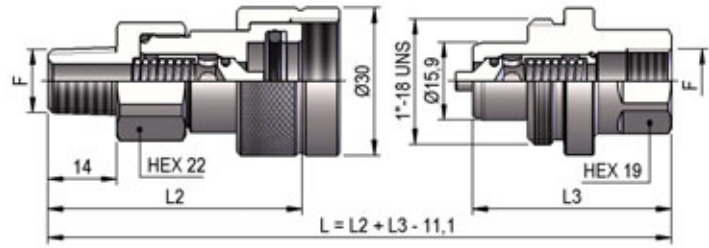


Nominal size				Max working pressure	Rated flow	Max flow rate	Min burst pressure			Fluid spillage
DNP	BG	ISO	mm				Male	Female	Coupled	
06	1	6.3	3.7	72	12	12	270	200	220	0.5
10	2	10	5	72	23	23	280	340	330	1.7

1 MPa = 145.04 psi • 1 l = 0.264 gal

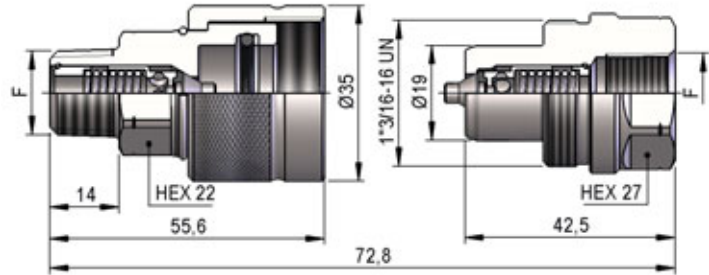


PVM DN06 - BG 1 - ISO 6.3



THREADS	L2	L3	F	STANDARD	FEMMINA - FEMALE - MUFFE - FEMELLE			MASCHIO - MALE - STECKER - MALE		
					COD. F	Weight (g)	Packaging (pcs.)	COD. M	Weight (g)	Packaging (pcs.)
IG 1	51.3	40.4	BSP 1/4"	DIN 3852-2-X	PVM3.0606.112	149	100	PVM1.0606.003	90	120
	51.3	40.5	NPT 1/4"	ANSI B1.20.3	PVM3.0606.012	150	100	PVM1.0606.013	91	120
AG 7	51.8		NPT 1/4"	ANSI B1.20.3	PVM3.0606.022	131	100			

PVM DN10 - BG 2 - ISO 10

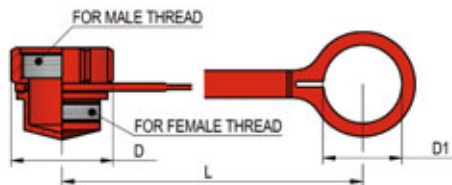


THREADS	F	STANDARD	FEMMINA - FEMALE - MUFFE - FEMELLE			MASCHIO - MALE - STECKER - MALE		
			COD. F	Weight (g)	Packaging (pcs.)	COD. M	Weight (g)	Packaging (pcs.)
IG 1	NPT 3/8"	ANSI B1.20.3				PVM1.1010.013	138	100
AG 7	NPT 3/8"	ANSI B1.20.3	PVM3.1010.022	165	70			



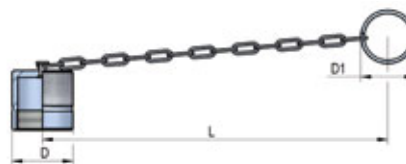
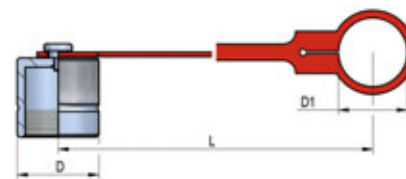
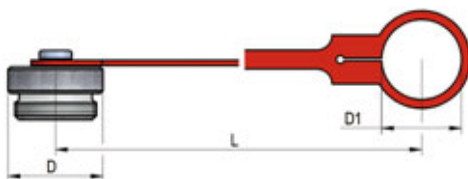
PLASTIC CAPS

NOMINAL SIZE		FEMALE DUST PLUG				MALE DUST CAP				COLOR	MATERIAL			
DNP	BG	ISO	COD. F	Dimensions			Weight (g)	COD. M	Dimensions			Weight (g)		
				D	L	D1			D	L	D1			
10	2	10	SPVS.10001	37	108	27	16	SPVS.10001	37	108	27	16	●	Polyethylene
10	2	10	SPVS.10041	37	108	27	16	SPVS.10041	37	108	27	16	●	Polyethylene



METAL CAPS

NOMINAL SIZE		FEMALE DUST PLUG				MALE DUST CAP				MATERIAL			
DNP	BG	ISO	COD. F	Dimensions			Weight (g)	COD. M	Dimensions			Weight (g)	
				D	L	D1			D	L	D1		
06	1	6.3	SPVS.06100	35	205	27	79	SPVS.06101	35	205	27	78	Steel with chain
06	1	6.3	SPVS.06102	35	205	27	36	SPVS.06103	35	205	27	34	Aluminum with chain
10	2	10	SPVS.10100 C	35	205	27	97	SPVS.10103 C	35	205	27	109	Steel with chain
10	2	10	SPVS.10102 C	35	205	27	49						Aluminum with chain
10	2	10	SPVS.10100 L	35	135	29.5	114	SPVS.10103 L	35	135	29.5	104	Steel with plastic tongue
10	2	10	SPVS.10102 L	35	135	29.5	44						Aluminum with plastic tongue



SPARE PARTS



NOMINAL SIZE		FEMALE GASKET		
DNP	BG	ISO	OR (NBR*)	BK (PTFE)
06	1	6.3	PVS.006.120	PVS.006.130
10	2	10	PDV.010.120	PVS.010.130

*AL CODICE DELLA GUARNIZIONE IN NBR AGGIUNGERE 'E' PER EPDM O 'V' PER VITON

*TO THE NBR GASKET CODE ADD 'E' FOR EPDM OR 'V' FOR VITON

*ZU DER ARTIKELNR. DER NBR DICHTUNG GEBEN SIE 'E' FUER EPDM ODER 'V' FUER VITON AN

*AU CODE DU JOINT EN NBR JOINDRE 'E' POUR EPDM OU 'V' POUR VITON

ISO 14540/720 bar

VALVOLA/ALTA PORTATA
 POPPET/HIGH FLOW
 VENTIL/HOCHER DURCHFLUSS
 CLAPET/HAUT DEBIT

Caratteristiche tecniche I

- Norma: ISO 14540
- Occlusione: valvola
- Aggancio: a vite
- Materiale: acciaio
- Finitura: Zn-Fe (Cr III)
- Filettature: BSP - NPT
- Guarnizioni standard: NBR
- Temperatura d'esercizio: -25 °C +100 °C
- Guarnizioni opzionali: FKM, EPDM o altro
- Pressioni di esercizio: 720 bar
- Connessione in pressione: consentita (lato maschio o lato femmina)
- Massima pressione residua: 100 bar

Technical data E


- Standard: ISO 14540
- Occlusion: poppet
- Locking: screw
- Material: steel
- Finishing: Zn-Fe (Cr III)
- Threads: BSP - NPT
- Standard seals: NBR
- Working temperature: -25 °C +100 °C
- Optional seals: FKM, EPDM or more
- Working pressure: 720 bar
- Connection under pressure: allowed (both male or female side)
- Max residual pressure: 100 bar

Technische Merkmale D

- Norm: ISO 14540
- Verschluss: ventil
- Kupplung: Schraubweise
- Werkstoff: Stahl
- Ausführung: Zn-Fe (Cr III)
- Gewinde: BSP - NPT
- Standard-Dichtungen: NBR
- Betriebstemperatur: -25 °C +100 °C
- Dichtungen nach Wahl: FKM, EPDM, usw.
- Betriebsdruck: 720 bar
- Kuppeln unter Druck: erlaubt (Steckerseite oder Muffenseite)
- Max. Restdruck: 100 bar

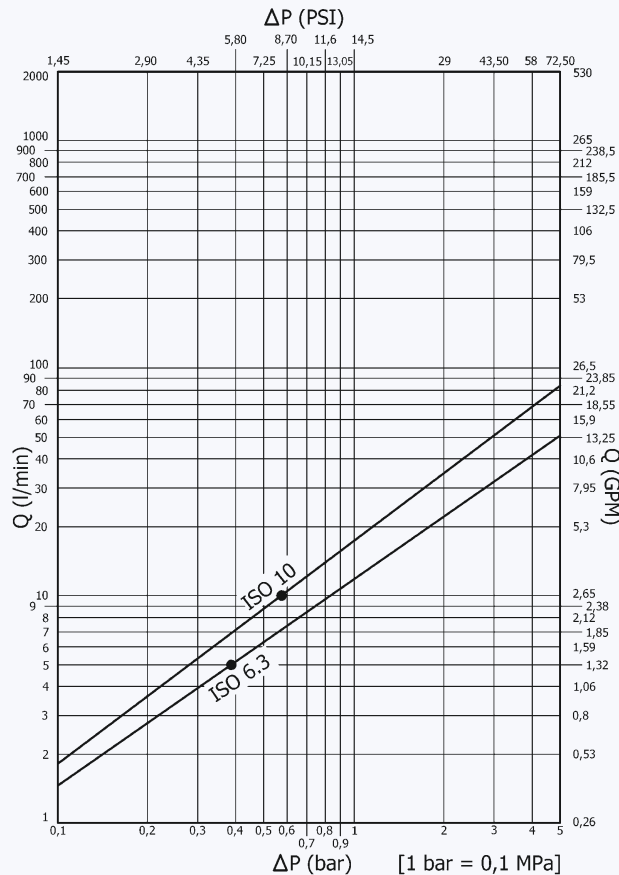
Caracteristiques techniques F

- Norme: ISO 14540
- Obturation: clapet
- Accrochage: a vissé
- Matériel: acier
- Traitement: Zn-Fe (Cr III)
- Taraudage: BSP - NPT
- Joints standard: NBR
- Température de service: -25 °C +100 °C
- Joints facultatifs: FKM, EPDM, ect.
- Pression de service: 720 bar
- Connexion sous pression: possible (côté male ou femelle)
- Pression restante max: 100 bar

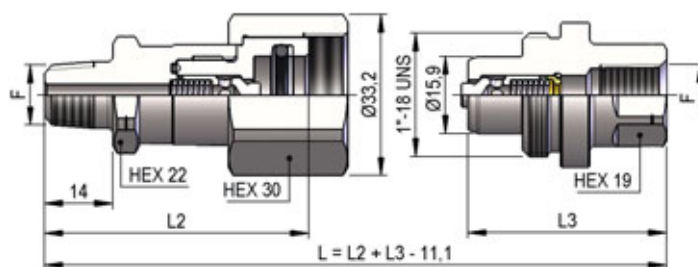


Nominal size				Max working pressure MPa	Rated flow l/min	Max flow rate l/min	Min burst pressure			Fluid spillage cc
DNP	BG	ISO	mm				Male MPa	Female MPa	Coupled MPa	
06	1	6.3	4	72	12	12	150	200	220	0.2
10	2	10	5.5	72	23	23	150	200	220	0.6

1 MPa = 145.04 psi • 1 l = 0.264 gal

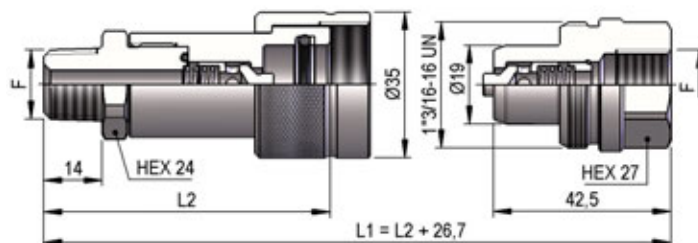


PVM4 DN06 - BG 1 - ISO 6.3



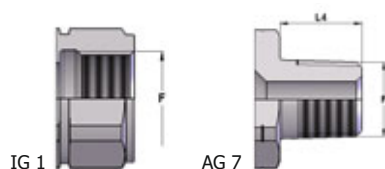
THREADS	L2	L3	F	STANDARD	FEMMINA - FEMALE - MUFFE - FEMELLE			MASCIO - MALE - STECKER - MALE		
					COD. F	Weight (g)	Packaging (pcs.)	COD. M	Weight (g)	Packaging (pcs.)
IG 1	52.5	41	NPT 1/4"	ANSI B1.20.3	PVM4.0606.012	171	100	PVM4.0606.013	97	120
AG 7	53	60	NPT 1/4"	ANSI B1.20.3	PVM4.0606.022	162	100	PVM4.0606.023	115	66

PVM4 DN10 - BG 2 - ISO 10



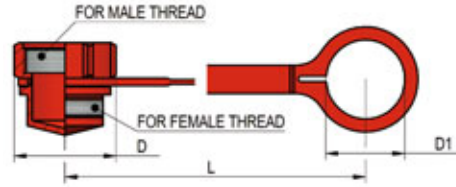
THREADS	L2	F	STANDARD	FEMMINA - FEMALE - MUFFE - FEMELLE			MASCIO - MALE - STECKER - MALE		
				COD. F	Weight (g)	Packaging (pcs.)	COD. M	Weight (g)	Packaging (pcs.)
IG 1	66.5	BSP 3/8"	DIN 3852-2-X	PVM4.1010.112	249	70	PVM4.1010.003	129	100
	66	NPT 3/8"	ANSI B1.20.3	PVM4.1010.012	250	70	PVM4.1010.013	139	100
AG 7	62	NPT 3/8"	ANSI B1.20.3	PVM4.1010.022	249	70			

THREADS



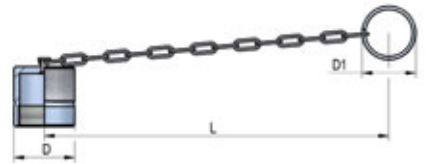
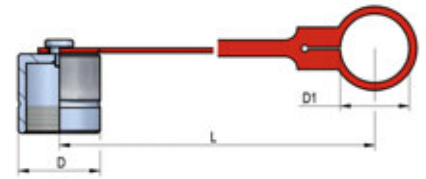
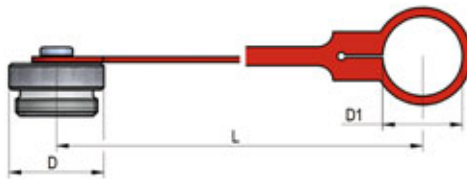
PLASTIC CAPS

NOMINAL SIZE			FEMALE DUST PLUG					MALE DUST CAP					COLOR	MATERIAL
DNP	BG	ISO	Dimensions			Weight (g)	Dimensions			Weight (g)				
			D	L	D1			D	L		D1			
10	2	10	SPVS.10001	37	108	27	16	SPVS.10001	37	108	27	16	●	Polyethylene
10	2	10	SPVS.10041	37	108	27	16	SPVS.10041	37	108	27	16	●	Polyethylene



METAL CAPS

NOMINAL SIZE			FEMALE DUST PLUG					MALE DUST CAP					MATERIAL
DNP	BG	ISO	Dimensions			Weight (g)	Dimensions			Weight (g)			
			D	L	D1			D	L		D1		
06	1	6.3	SPVS.06100	35	205	27	79	SPVS.06101	35	205	27	78	Steel with chain
06	1	6.3	SPVS.06102	35	205	27	36	SPVS.06103	35	205	27	34	Aluminum with chain
10	2	10	SPVS.10100 C	35	205	27	97	SPVS.10103 C	35	205	27	109	Steel with chain
10	2	10	SPVS.10102 C	35	205	27	49						Aluminum with chain
10	2	10	SPVS.10100 L	35	135	29.5	114	SPVS.10103 L	35	135	29.5	104	Steel with plastic tongue
10	2	10	SPVS.10102 L	35	135	29.5	44						Aluminum with plastic tongue



SPARE PARTS



NOMINAL SIZE			FEMALE GASKET	
DNP	BG	ISO	OR (NBR*)	BK (PTFE)
06	1	6.3	PVS.006.120	PVS.006.130
10	2	10	PDV.010.120	PVS.010.130

*AL CODICE DELLA GUARNIZIONE IN NBR AGGIUNGERE 'E' PER EPDM O 'V' PER VITON

*TO THE NBR GASKET CODE ADD 'E' FOR EPDM OR 'V' FOR VITON

*ZU DER ARTIKELNR. DER NBR DICHTUNG GEBEN SIE 'E' FUER EPDM ODER 'V' FUER VITON AN

*AU CODE DU JOINT EN NBR JOINDRE 'E' POUR EPDM OU 'V' POUR VITON

ISO 14540/720 bar

ACCIAIO INOX
STAINLESS STEEL
EDELSTAHL
ACIER INOX

Caratteristiche tecniche I

- Norma: ISO 14540
- Occlusione: valvola o sfera
- Aggancio: a vite
- Materiale: acciaio inox AISI 316
- Filettature: NPT
- Guarnizioni standard: FKM
- Temperatura d'esercizio: -25 °C +200 °C
- Guarnizioni opzionali: NBR, EPDM o altro
- Pressioni di esercizio: 720 bar
- Connessione in pressione: consentita (lato maschio o lato femmina)
- Massima pressione residua: 100 bar

Technical data E

- Standard: ISO 14540
- Occlusion: poppet or ball
- Locking: screw
- Material: stainless steel AISI 316
- Threads: NPT
- Standard seals: FKM
- Working temperature: -25 °C +200 °C
- Optional seals: NBR, EPDM or more
- Working pressure: 720 bar
- Connection under pressure: allowed (both male or female side)
- Max residual pressure: 100 bar

Technische Merkmale D

- Norm: ISO 14540
- Verschluss: ventil oder kugel
- Kupplung: Schraubweise
- Werkstoff: rostfreiem Stahl AISI 316
- Gewinde: NPT
- Standard-Dichtungen: FKM
- Betriebstemperatur: -25 °C +200 °C
- Dichtungen nach Wahl: NBR, EPDM, usw.
- Betriebsdruck: 720 bar
- Kuppeln unter Druck: erlaubt (Steckerseite oder Muffenseite)
- Max. Restdruck: 100 bar

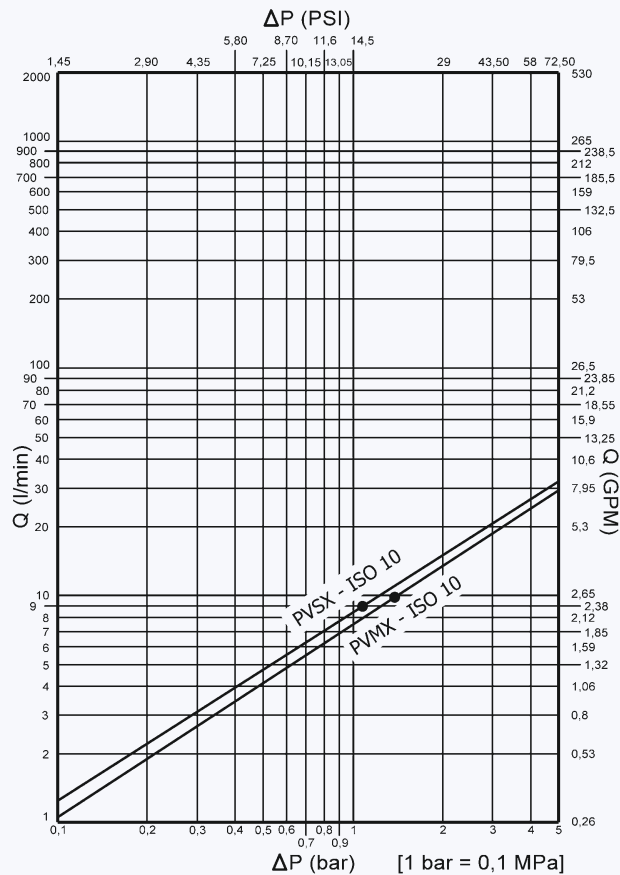
Caracteristiques techniques F

- Norme: ISO 14540
- Obturation: clapet ou bille
- Accrochage: a vissé
- Matériel: acier inoxydable AISI 316
- Taraudage: NPT
- Joints standard: FKM
- Température de service: -25 °C +200 °C
- Joints facultatifs: NBR, EPDM, ect.
- Pression de service: 720 bar
- Connexion sous pression: possible (côté male ou femelle)
- Pression restante max: 100 bar

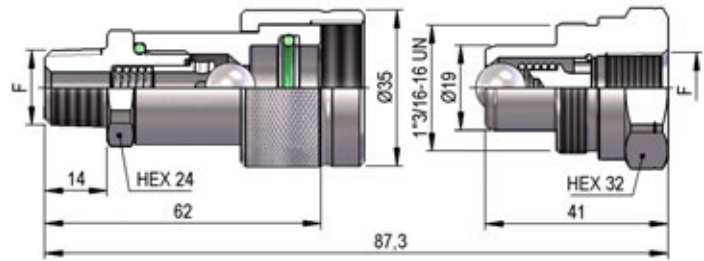


	Nominal size				Max working pressure MPa	Rated flow l/min	Max flow rate l/min	Min burst pressure			Fluid spillage cc
	DNP	BG	ISO	mm				Male MPa	Female MPa	Coupled MPa	
PVSX	10	2	10	4.8	72	23	23	140	190	190	0.6
PVMX	10	2	10	5	72	23	23	270	210	210	1.7

1 MPa = 145.04 psi • 1 l = 0.264 gal

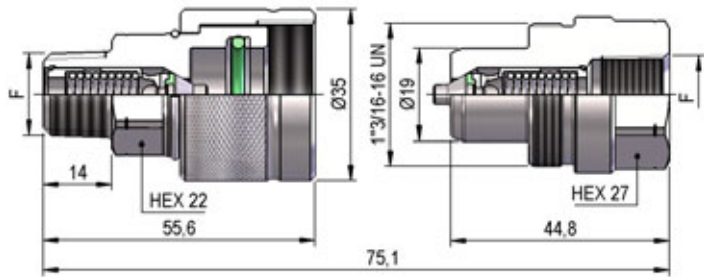


PVSX DN10 - BG 2 - ISO 10



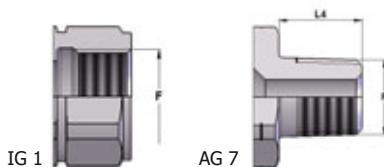
THREADS	F	STANDARD	FEMMINA - FEMALE - MUFFE - FEMELLE			MASCIO - MALE - STECKER - MALE		
			COD. F	Weight (g)	Packaging (pcs.)	COD. M	Weight (g)	Packaging (pcs.)
IG 1	NPT 3/8"	ANSI B1.20.3				PVSX.1010.013	172	100
AG 7	NPT 3/8"	ANSI B1.20.3	PVSX.1010.022	230	70			

PVMX DN10 - BG 2 - ISO 10



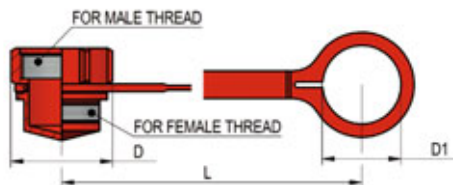
THREADS	F	STANDARD	FEMMINA - FEMALE - MUFFE - FEMELLE			MASCIO - MALE - STECKER - MALE		
			COD. F	Weight (g)	Packaging (pcs.)	COD. M	Weight (g)	Packaging (pcs.)
IG 1	NPT 3/8"	ANSI B1.20.3				PVMX.1010.013	154	100
AG 7	NPT 3/8"	ANSI B1.20.3	PVMX.1010.022	171	70			

THREADS



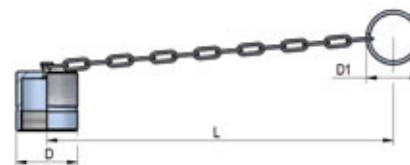
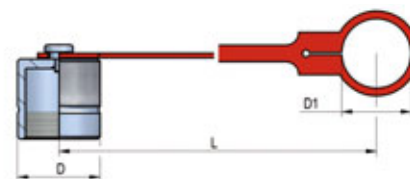
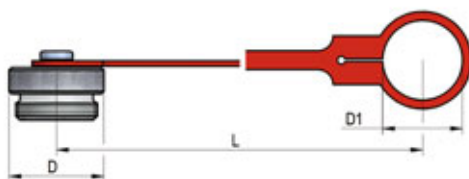
PLASTIC CAPS

NOMINAL SIZE		FEMALE DUST PLUG				MALE DUST CAP				COLOR	MATERIAL			
DNP	BG	ISO	COD. F	Dimensions			Weight (g)	COD. M	Dimensions			Weight (g)		
				D	L	D1			D	L	D1			
10	2	10	SPVS.10001	37	108	27	16	SPVS.10001	37	108	27	16	●	Polyethylene
10	2	10	SPVS.10041	37	108	27	16	SPVS.10041	37	108	27	16	●	Polyethylene

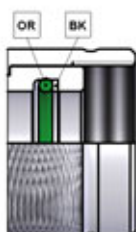


METAL CAPS

NOMINAL SIZE		FEMALE DUST PLUG				MALE DUST CAP				MATERIAL			
DNP	BG	ISO	COD. F	Dimensions			Weight (g)	COD. M	Dimensions			Weight (g)	
				D	L	D1			D	L	D1		
10	2	10	SPVS.10100 C	35	205	27	97	SPVS.10103 C	35	205	27	109	Steel with chain
10	2	10	SPVS.10102 C	35	205	27	49						Aluminum with chain
10	2	10	SPVS.10302 C	35	205	27	97	SPVS.10303 C	35	205	27	109	Stainless steel with chain
10	2	10	SPVS.10100 L	35	135	29.5	114	SPVS.10103 L	35	135	29.5	104	Steel with plastic tongue
10	2	10	SPVS.10102 L	35	135	29.5	44						Aluminum with plastic tongue



SPARE PARTS



NOMINAL SIZE			FEMALE GASKET	
DNP	BG	ISO	OR (FKM)	BK (PTFE)
10	2	10	PDV.010.120 V	PVS.010.130

1000 bar/115

ALTISSIMA PRESSIONE
UHP COUPLINGS
HÖCHSTDRUCK
ULTRA HAUTE PRESSION

Caratteristiche tecniche I

- Compatibilità: Cejn 115
- Occlusione: valvola
- Aggancio: sfere radiali
- Materiale: acciaio ad alta resistenza
- Finitura: Zn-Fe (Cr III)
- Filettature: BSP - NPT
- Guarnizioni standard: mescola speciale
- Temperatura d'esercizio: -35 °C +130 °C
- Pressioni di esercizio: 1000 bar
- Fattore di sicurezza: 1:2.5
- Connessione in pressione: non consentita

Technical data E


- Compatibility: Cejn 115
- Occlusion: poppet
- Locking: radial balls
- Material: high resistance steel
- Finishing: Zn-Fe (Cr III)
- Threads: BSP - NPT
- Standard seals: special compound
- Working temperature: -35 °C +130 °C
- Working pressure: 1000 bar
- Safety factor: 1:2.5
- Connection under pressure: not allowed

Technische Merkmale D

- Kompatibilität: Cejn 115
- Verschluss: ventil
- Kupplung: Radialkugeln
- Werkstoff: hochwertiger Stahl
- Ausführung: Zn-Fe (Cr III)
- Gewinde: BSP - NPT
- Standard-Dichtungen: Sondermischung
- Betriebstemperatur: -35 °C +130 °C
- Betriebsdruck: 1000 bar
- Sicherheitsfaktor: 1:2.5
- Kuppeln unter Druck: nicht möglich

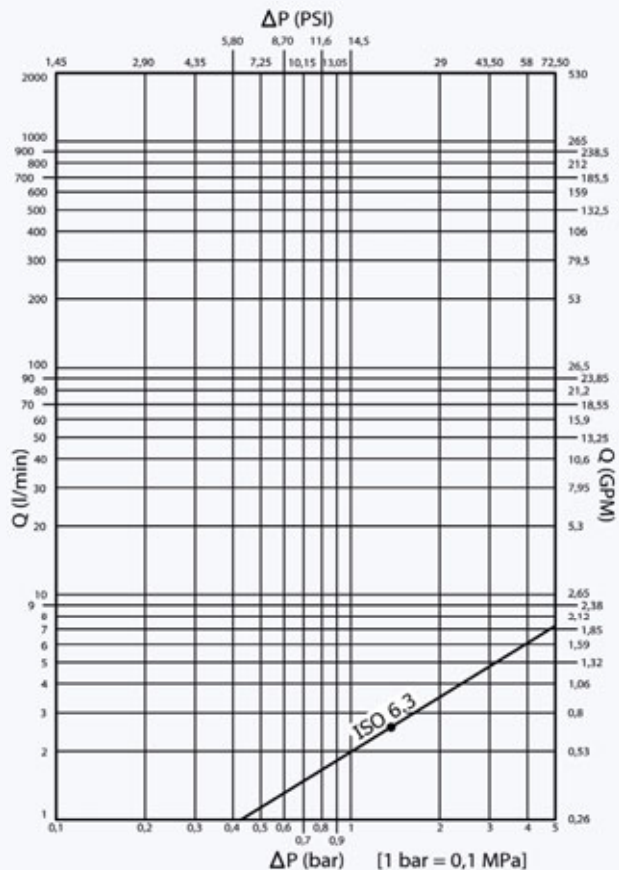
Caracteristiques techniques F

- Compatibilité: Cejn 115
- Obturation: clapet
- Accrochage: billes radiales
- Matériel: acier à haute résistance
- Traitement: Zn-Fe (Cr III)
- Taraudage: BSP - NPT
- Joints standard: compose spécial
- Température de service: -35 °C +130 °C
- Pression de service: 1000 bar
- Facteur de sécurité: 1:2.5
- Connexion sous pression: pas possible

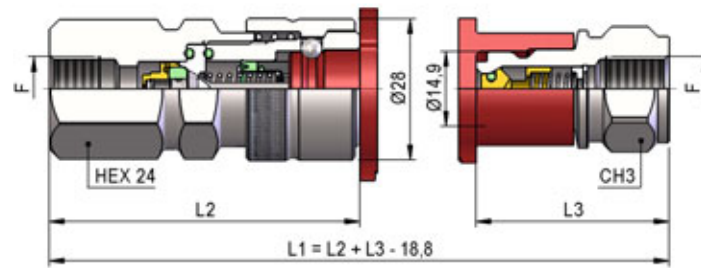


Nominal size				Max working pressure	Rated flow	Max flow rate	Min burst pressure			Fluid spillage
DNP	BG	ISO	mm				Male	Female	Coupled	
06	1	6.3	2.5	100	6	6	250	250	250	0.008

1 MPa = 145.04 psi • 1 l = 0.264 gal

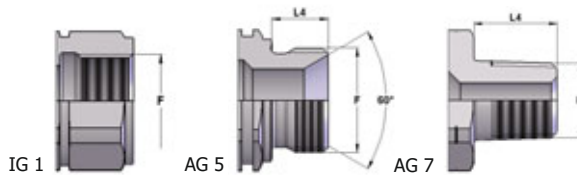


PCJ5 DN06 - BG 1 - ISO 6.3



THREADS	L2	CH3	L3	L4	F	STANDARD	FEMMINA - FEMALE - MUFFE - FEMELLE			MASCIO - MALE - STECKER - MALE		
							COD. F	Weight (g)	Packaging (pcs.)	COD. M	Weight (g)	Packaging (pcs.)
IG 1	54.3	22	38.1		BSP 1/8"	DIN 3852-2-X	PCJ5.0604.002	176	100	PCJ5.0604.003	78	150
	61.3	22	38.1		BSP 1/4"	DIN 3852-2-X	PCJ5.0606.002	195	100	PCJ5.0606.003	71	150
	58.3	22	35.7		NPT 1/4"	ANSI B1.20.1	PCJ5.0606.012	186	100	PCJ5.0606.013	67	150
	63.3	24	39.6		BSP 3/8"	DIN 3852-2-X	PCJ5.0610.002	193	100	PCJ5.0610.003	84	150
	60.3	24	39.6		NPT 3/8"	ANSI B1.20.1	PCJ5.0610.012	185	100	PCJ5.0610.013	78	150
AG 7	62.3	22	63.2	14	NPT 1/4"	ANSI B1.20.1	PCJ5.0606.022	172	100	PCJ5.0606.023	122	100
AG 5	61.3	22	48.8	12	BSP 1/4"	DIN 3852-2-A	PCJ5.0606.212	171	100	PCJ5.0606.213	90	150
	61.3	22	61.1	12	BSP 3/8"	DIN 3852-2-A	PCJ5.0610.212	174	100	PCJ5.0610.213	126	100

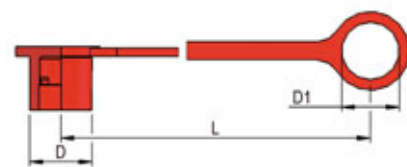
THREADS



ACCESSORI / ACCESSORIES / ZUBEHÖR / ACCESSOIRES

PLASTIC CAPS

NOMINAL SIZE		FEMALE DUST PLUG				MALE DUST CAP				COLOR	MATERIAL			
DNP	BG	ISO	COD. F	Dimensions			Weight	COD. M	Dimensions			Weight		
				D	L	D1	(g)		D	L	D1	(g)		
06	1	6.3	SPCJ.06002	29	110	22	7	SPCJ.06003	22	110	20	9	●	PVC




1500 bar/116

ALTISSIMA PRESSIONE
UHP COUPLINGS
HÖCHSTDRUCK
ULTRA HAUTE PRESSION

Caratteristiche tecniche I

- Compatibilità: Cejn 116
- Occlusione: valvola
- Aggancio: sfere radiali
- Materiale: acciaio ad alta resistenza
- Finitura: Zn-Ni
- Filettature: BSP - NPT
- Guarnizioni standard: miscela speciale
- Temperatura d'esercizio: -35 °C +130 °C
- Pressioni di esercizio: 1500 bar
- Fattore di sicurezza: 1:2.5
- Connessione in pressione: non consentita



Technical data E

- Compatibility: Cejn 116
- Occlusion: poppet
- Locking: radial balls
- Material: high resistance steel
- Finishing: Zn-Ni
- Threads: BSP - NPT
- Standard seals: special compound
- Working temperature: -35 °C +130 °C
- Working pressure: 1500 bar
- Safety factor: 1:2.5
- Connection under pressure: not allowed

Nominal size				Max working pressure	Rated flow	Max flow rate	Min burst pressure			Fluid spillage
DNP	BG	ISO	mm				Male	Female	Coupled	
06	1	6.3	2.5	150	6	6	350	350	350	0.008

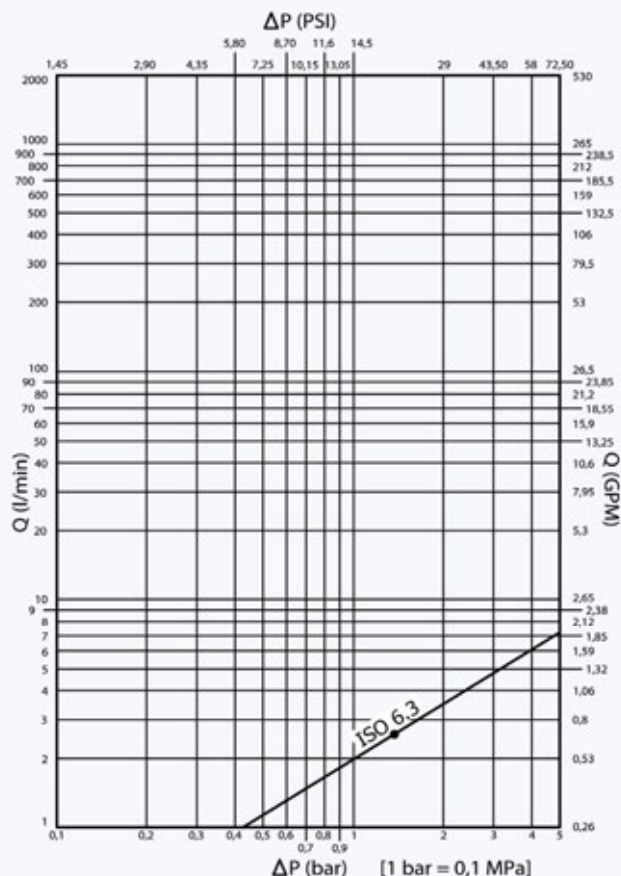
1 MPa = 145.04 psi • 1 l = 0.264 gal

Technische Merkmale D

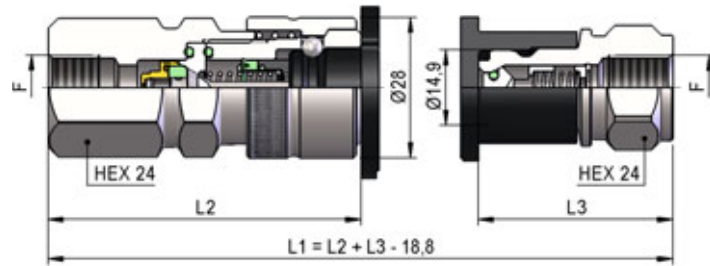
- Kompatibilität: Cejn 116
- Verschluss: ventil
- Kupplung: Radialkugeln
- Werkstoff: hochwertiger Stahl
- Ausführung: Zn-Ni
- Gewinde: BSP - NPT
- Standard-Dichtungen: Sondermischung
- Betriebstemperatur: -35 °C +130 °C
- Betriebsdruck: 1500 bar
- Sicherheitsfaktor: 1:2.5
- Kuppeln unter Druck: nicht möglich

Caracteristiques techniques F

- Compatibilité: Cejn 116
- Obturation: clapet
- Accrochage: billes radiales
- Matériel: acier à haute résistance
- Traitement: Zn-Ni
- Taraudage: BSP - NPT
- Joints standard: composé spécial
- Température de service: -35 °C +130 °C
- Pression de service: 1500 bar
- Facteur de sécurité: 1:2.5
- Connexion sous pression: pas possible



PCJ6 DN06 - BG 1 - ISO 6.3

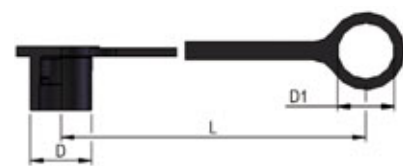


L2	L3	F	STANDARD	FEMMINA - FEMALE - MUFFE - FEMELLE			MASCHIO - MALE - STECKER - MALE		
				COD. F	Weight (g)	Packaging (pcs.)	COD. M	Weight (g)	Packaging (pcs.)
61.3	38.1	BSP 1/4"	DIN 3852-2-X	PCJ6.0606.002	196	100	PCJ6.0606.003	71	150
58.3	35.7	NPT 1/4"	ANSI B1.20.1	PCJ6.0606.012	186	100	PCJ6.0606.013	66	150

ACCESSORI / ACCESSORIES / ZUBEHÖR / ACCESSOIRES

PLASTIC CAPS

NOMINAL SIZE			FEMALE DUST PLUG				MALE DUST CAP				COLOR	MATERIAL		
DNP	BG	ISO	COD. F	Dimensions			Weight (g)	COD. M	Dimensions			Weight (g)		
				D	L	D1			D	L	D1			
06	1	6.3	SPCJ.06042	29	110	22	7	SPCJ.06043	22	110	20	9	●	PVC

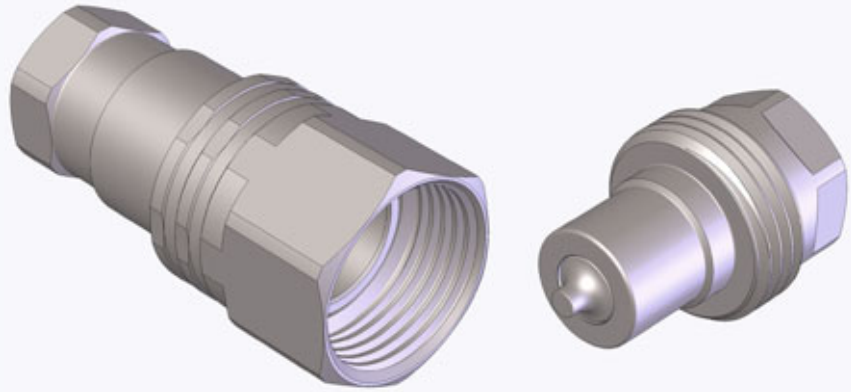


SCREW/VV

VITE/STANDARD
 SCREW COUPLINGS/STANDARD
 SCHRAUBKUPPLUNGEN/STANDARD
 COUPLEURS A VISSER/STANDARD

Caratteristiche tecniche I

- Intercambiabilità: Faster VV
- Occlusione: valvola
- Aggancio: a vite e sfere radiali
- Materiale: acciaio
- Finitura: Zn-Fe (Cr III)
- Filettature: BSP - NPT
- Guarnizioni standard: NBR
- Temperatura d'esercizio: -25 °C +100 °C
- Guarnizioni opzionali: FKM, EPDM o altro
- Pressioni di esercizio: 230-350 bar
- Connessione in pressione: consentita (lato maschio o lato femmina)



Technical data E

- Interchange: VV Faster
- Occlusion: poppet
- Locking: screw and radial balls
- Material: steel
- Finishing: Zn-Fe (Cr III)
- Threads: BSP - NPT
- Standard seals: NBR
- Working temperature: -25 °C +100 °C
- Optional seals: FKM, EPDM or more
- Working pressure: 230-350 bar
- Connection under pressure: allowed (both male or female side)

Nominal size				Max working pressure	Rated flow	Max flow rate	Min burst pressure			Fluid spillage
DNP	BG	ISO	mm				Male	Female	Coupled	
06	1	6.3	6.5	35	12	24	180	140	150	1
10	2	10	9.8	30	23	46	120	180	180	2
13	3	12.5	10.5	30	45	90	100	160	160	3
20	4	19	13.7	25	106	220	100	100	130	10
25	5	25	15.6	23	189	260	60	90	70	15

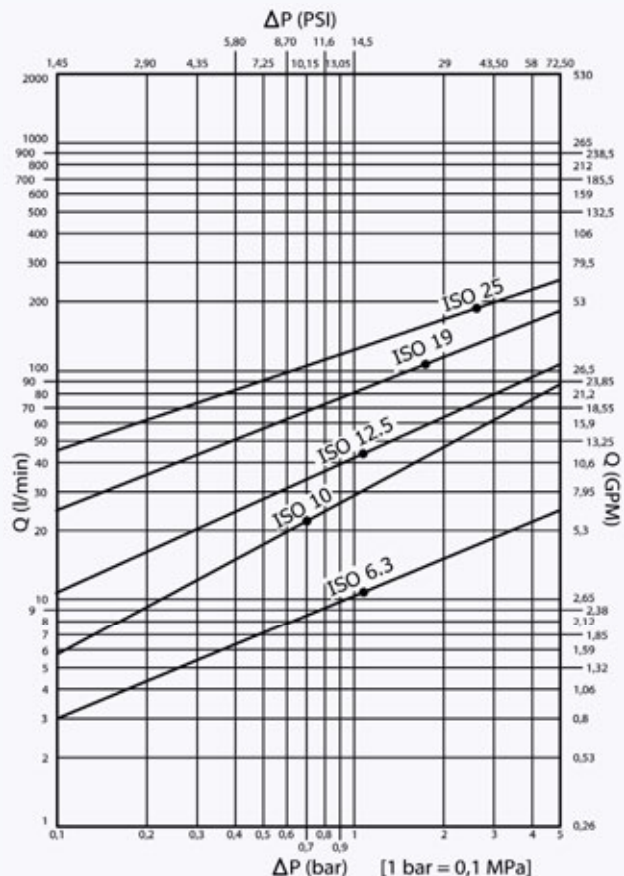
1 MPa = 145.04 psi • 1 l = 0.264 gal

Technische Merkmale D

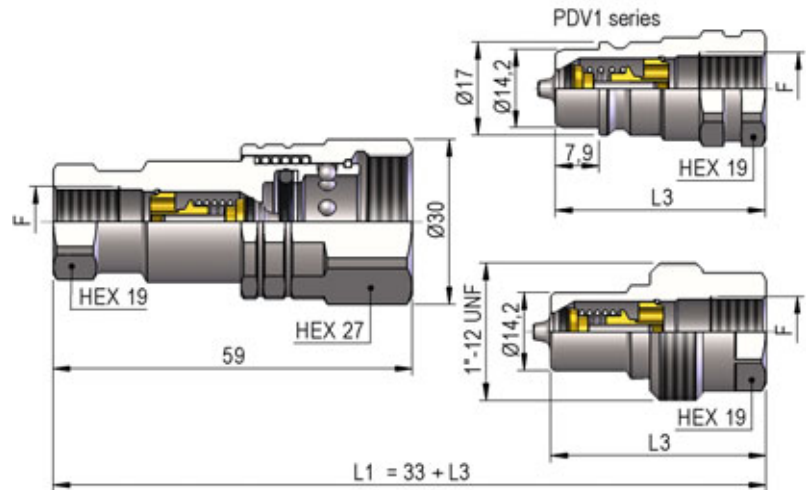
- Austauschbarkeit: VV Faster
- Verschluss: ventil
- Kupplung: Schraubweise und Radial Kugeln
- Werkstoff: Stahl
- Ausführung: Zn-Fe (Cr III)
- Gewinde: BSP - NPT
- Standard-Dichtungen: NBR
- Betriebstemperatur: -25 °C +100 °C
- Dichtungen nach Wahl: FKM, EPDM, usw.
- Betriebsdruck: 230-350 bar
- Kuppeln unter Druck: erlaubt (Steckerseite oder Muffeseite)

Caracteristiques techniques F

- Intercangeabilité: VV Faster
- Obturation: clapet
- Accrochage: a vissé et billes radiales
- Matériel: acier
- Traitement: Zn-Fe (Cr III)
- Taraudage: BSP - NPT
- Joints standard: NBR
- Température de service: -25 °C +100 °C
- Joints facultatifs: FKM, EPDM, ect.
- Pression de service: 230-350 bar
- Connexion sous pression: possible (côté male ou femelle)

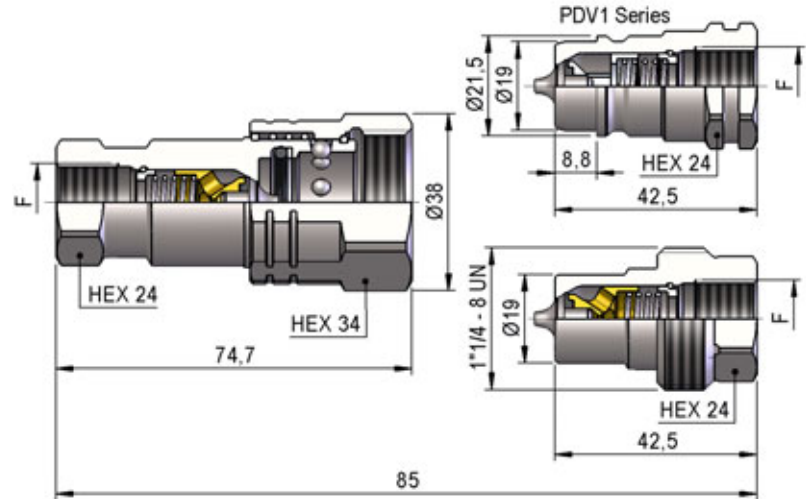


VDV1 DN06 - BG 1 - ISO 6.3



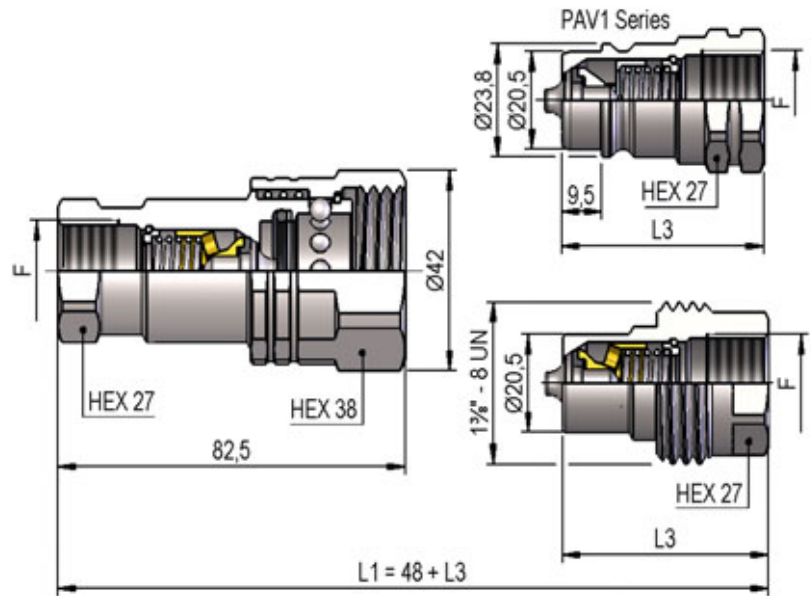
L3	F	STANDARD	FEMMINA - FEMALE - MUFFE - FEMELLE			MASCHIO - MALE - STECKER - MALE		
			COD. F	Weight (g)	Packaging (pcs.)	COD. M	Weight (g)	Packaging (pcs.)
33	BSP 1/4"	DIN 3852-2-X	VDV1.0606.002	122	70	VDV1.0606.003	49	150
38	BSP 1/4"	DIN 3852-2-X				PDV1.0606.003	80	200
33	NPT 1/4"	ANSI B1.20.3	VDV1.0606.012	123	70	VDV1.0606.013	50	150
38	NPT 1/4"	B1.20.3				PDV1.0606.013	81	200

VDV1 DN10 - BG 2 - ISO 10



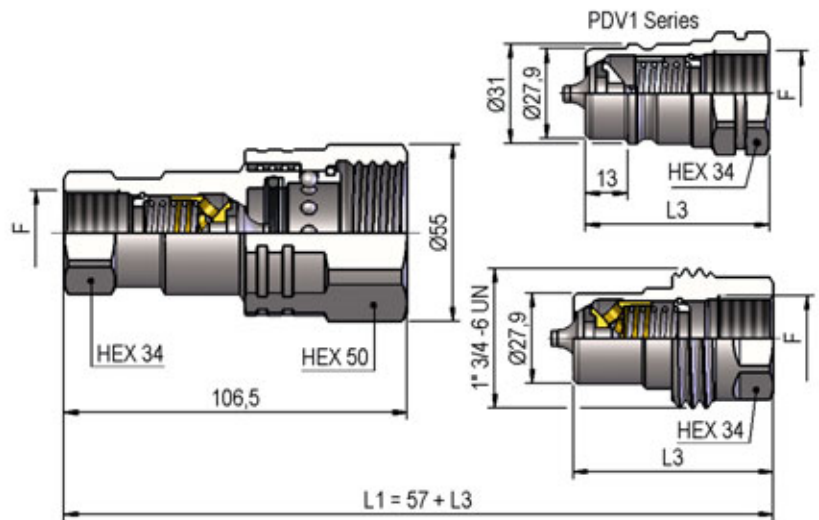
F	STANDARD	FEMMINA - FEMALE - MUFFE - FEMELLE			MASCHIO - MALE - STECKER - MALE		
		COD. F	Weight (g)	Packaging (pcs.)	COD. M	Weight (g)	Packaging (pcs.)
BSP 3/8"	DIN 3852-2-X	VDV1.1010.002	235	48	VDV1.1010.003	95	54
BSP 3/8"	DIN 3852-2-X				PDV1.1010.003	80	200
NPT 3/8"	ANSI B1.20.3	VDV1.1010.012	236	48	VDV1.1010.013	96	54
NPT 3/8"	ANSI B1.20.3				PDV1.1010.013	81	200

VDV1 DN13 - BG 3 - ISO 12.5



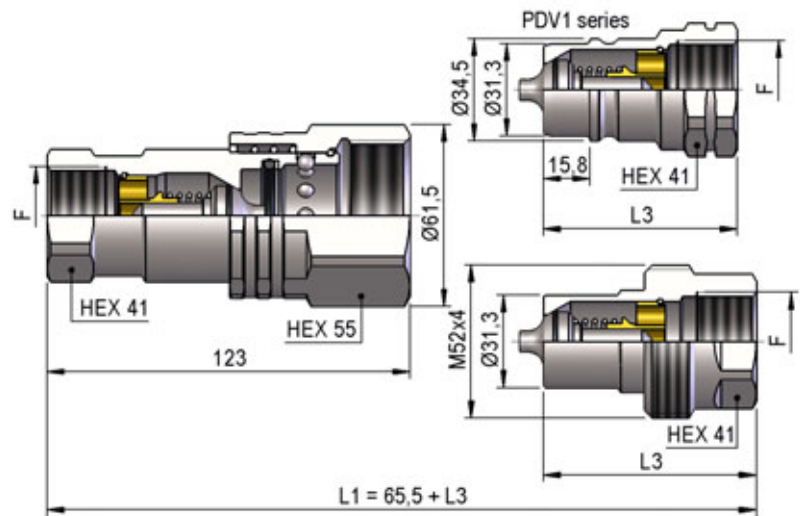
L3	F	STANDARD	FEMMINA - FEMALE - MUFFE - FEMELLE			MASCHIO - MALE - STECKER - MALE		
			COD. F	Weight (g)	Packaging (pcs.)	COD. M	Weight (g)	Packaging (pcs.)
49	BSP 1/2"	DIN 3852-2-X	VDV1.1313.002	313	35	VDV1.1313.003	134	45
48	BSP 1/2"	DIN 3852-2-X				PAV1.1313.003	97	200
49	NPT 1/2"	ANSI B1.20.3	VDV1.1313.012	316	35	VDV1.1313.013	137	45
48	NPT 1/2"	ANSI B1.20.3				PAV1.1313.013	98	200

VDV1 DN20 - BG 4 - ISO 19



L3	F	STANDARD	FEMMINA - FEMALE - MUFFE - FEMELLE			MASCHIO - MALE - STECKER - MALE		
			COD. F	Weight (g)	Packaging (pcs.)	COD. M	Weight (g)	Packaging (pcs.)
62	BSP 3/4"	DIN 3852-2-X	VDV1.2019.002	688	20	VDV1.2019.003	263	30
57	BSP 3/4"	DIN 3852-2-X				PDV1.2019.003	183	45
62	NPT 3/4"	ANSI B1.20.3	VDV1.2019.012	693	20	VDV1.2019.013	268	30
57	NPT 3/4"	ANSI B1.20.3				PDV1.2019.013	188	45

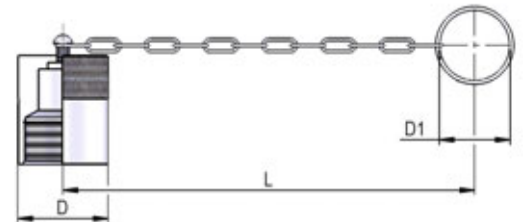
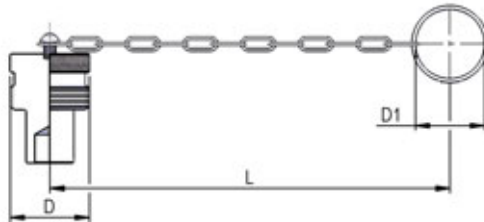
VDV1 DN25 - BG 5 - ISO 25



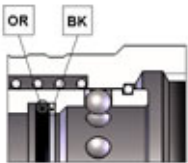
L3	F	STANDARD	FEMMINA - FEMALE - MUFFE - FEMELLE			MASCIO - MALE - STECKER - MALE		
			COD. F	Weight (g)	Packaging (pcs.)	COD. M	Weight (g)	Packaging (pcs.)
73	BSP 1"	DIN 3852-2-X	VDV1.2525.002	956	18	VDV1.2525.003	410	20
65.5	BSP 1"	DIN 3852-2-X				PDV1.2525.003	282	30
73	NPT 1"	ANSI B1.20.3	VDV1.2525.012	963	18	VDV1.2525.013	417	20
65.5	NPT 1"	ANSI B1.20.3				PDV1.2525.013	289	30

METAL CAPS

NOMINAL SIZE			FEMALE DUST PLUG					MALE DUST					MATERIAL
DNP	BG	ISO	COD. F	Dimensions			Weight (g)	COD. M	Dimensions			Weight (g)	
				D	L	D1			D	L	D1		
06	1	6.3	SVVV.06202	28	190	27	39	SVVV.06203	30	190	27	50	Aluminum
10	2	10	SVVV.10202	34	240	30	71	SVVV.10203	34	240	30	58	Aluminum
13	3	12.5	SVVV.13202	34	240	30	83	SVVV.13203	38	240	30	87	Aluminum
20	4	19	SVVV.20202	53	300	48	194	SVVV.20203	48	290	41	163	Aluminum
25	5	25	SVVV.25202	53	290	41	301	SVVV.25203	58	300	48	264	Aluminum



SPARE PARTS



NOMINAL SIZE			FEMALE GASKET	
DNP	BG	ISO	OR (NBR*)	BK (PTFE)
06	1	6.3	PDV.006.120	PDV.006.130
10	2	10	PDV.010.120	PDV.010.130
13	3	12.5	PAV.013.120	PAV.013.130
20	4	19	PDV.019.120	PVV.019.130
25	5	25	PDV.025.120	PDV.025.130

*AL CODICE DELLA GUARNIZIONE IN NBR AGGIUNGERE 'E' PER EPDM O 'V' PER VITON

*TO THE NBR GASKET CODE ADD 'E' FOR EPDM OR 'V' FOR VITON

*ZU DER ARTIKELNR. DER NBR DICHTUNG GEBEN SIE 'E' FUER EPDM ODER 'V' FUER VITON AN


*AU CODE DU JOINT EN NBR JOINDRE 'E' POUR EPDM OU 'V' POUR VITON

SCREW/VVS

VITE ALTA PRESSIONE/ACCIAIO
HIGH PRESSURE SCREW COUPLINGS/STEEL
HOCHDRUCKSCHRAUBKUPPLUNGEN/STAHL
COUPLEURS A VISSER HAUTE PRESSION/ACIER

Caratteristiche tecniche I

- Intercambiabilità: Faster VVS
- Occlusione: valvola
- Aggancio: a vite
- Materiale: acciaio
- Finitura: Zn-Fe (Cr III)
- Filettature: BSP - NPT
- Guarnizioni standard: NBR
- Temperatura d'esercizio: -25 °C +100 °C
- Guarnizioni opzionali: FKM, EPDM o altro
- Pressioni di esercizio: 210-650 bar
- Connessione in pressione: consentita (lato maschio o lato femmina)



Technical data E

- Interchange: VVS Faster
- Occlusion: poppet
- Locking: screw
- Material: steel
- Finishing: Zn-Fe (Cr III)
- Threads: BSP - NPT
- Standard seals: NBR
- Working temperature: -25 °C +100 °C
- Optional seals: FKM, EPDM or more
- Working pressure: 210-650 bar
- Connection under pressure: allowed (both male or female side)

Nominal size				Max working pressure MPa	Rated flow l/min	Max flow rate l/min	Min burst pressure			Fluid spillage cc
DNP	BG	ISO	mm				Male MPa	Female MPa	Coupled MPa	
10	2	10	6.2	65	18	18	300	300	300	1.9
13	3	12.5	9	60	23	23	250	270	220	2.7
20	4	19	11	50	45	45	240	260	210	9.3
25	5	25	13.3	46	106	106	230	260	200	16
30	6	31.5	22.2	36	189	189	150	150	150	30
39	7	40	24.6	36	300	300	120	150	150	54
50	8	50	30	21	757	757	130	130	105	120

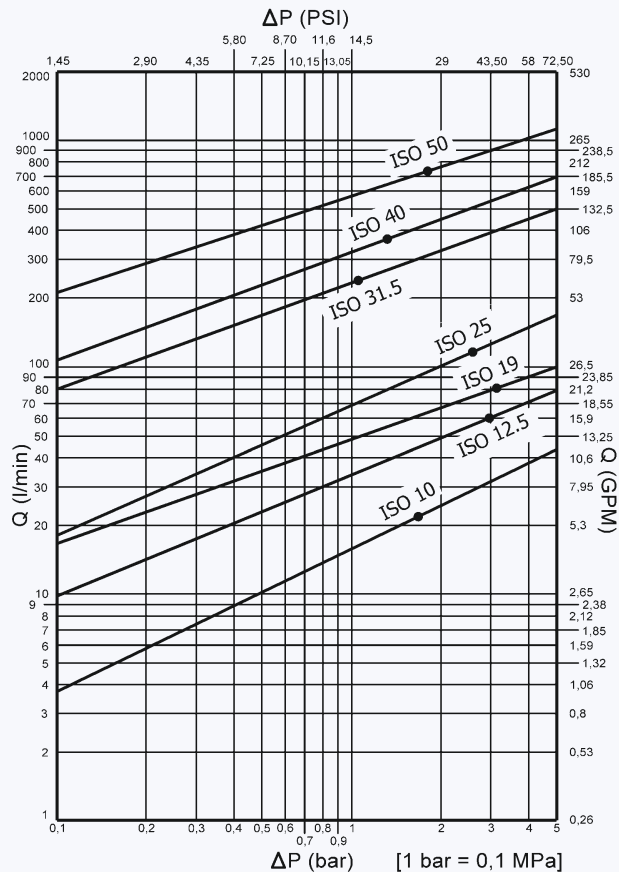
1 MPa = 145.04 psi • 1 l = 0.264 gal

Technische Merkmale D

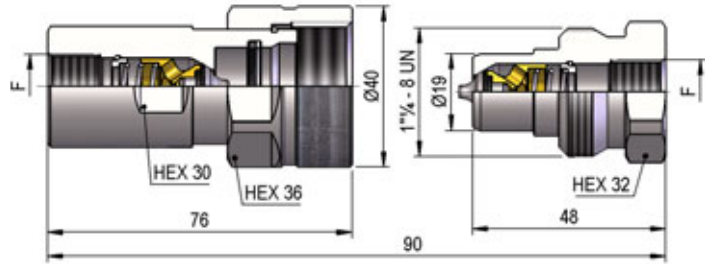
- Austauschbarkeit: VVS Faster
- Verschluss: ventil
- Kupplung: Schraubweise
- Werkstoff: Stahl
- Ausführung: Zn-Fe (Cr III)
- Gewinde: BSP - NPT
- Standard-Dichtungen: NBR
- Betriebstemperatur: -25 °C +100 °C
- Dichtungen nach Wahl: FKM, EPDM, usw.
- Betriebsdruck: 210-650 bar
- Kuppeln unter Druck: erlaubt (Steckerseite oder Muffeseite)

Caracteristiques techniques F

- Intercambiabilité: VVS Faster
- Obturation: clapet
- Accrochage: a vissé
- Matériel: acier
- Traitement: Zn-Fe (Cr III)
- Taraudage: BSP - NPT
- Joints standard: NBR
- Température de service: -25 °C +100 °C
- Joints facultatifs: FKM, EPDM, ect.
- Pression de service: 210-650 bar
- Connexion sous pression: possible (côté male ou femelle)

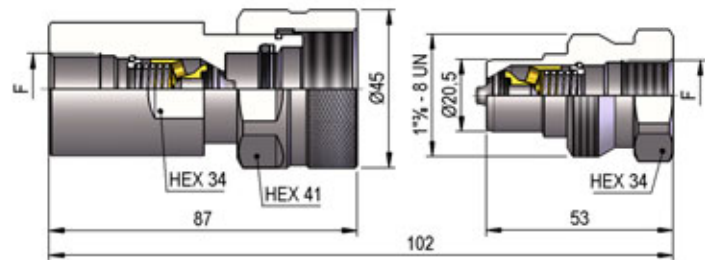


VV1 DN10 - BG 2 - ISO 10



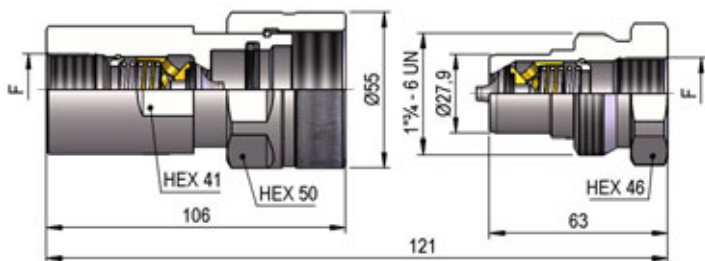
F	STANDARD	FEMMINA - FEMALE - MUFFE - FEMELLE			MASCHIO - MALE - STECKER - MALE		
		COD. F	Weight (g)	Packaging (pcs.)	COD. M	Weight (g)	Packaging (pcs.)
BSP 3/8"	DIN 3852-2-X	VV1.1010.002	344	24	VV1.1010.003	155	42
NPT 3/8"	ANSI B1.20.3	VV1.1010.012	346	24	VV1.1010.013	157	42

VV1 DN13 - BG 3 - ISO 12.5



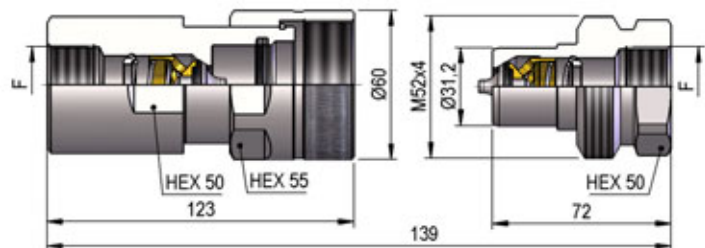
F	STANDARD	FEMMINA - FEMALE - MUFFE - FEMELLE			MASCHIO - MALE - STECKER - MALE		
		COD. F	Weight (g)	Packaging (pcs.)	COD. M	Weight (g)	Packaging (pcs.)
BSP 1/2"	DIN 3852-2-X	VV1.1313.002	576	20	VV1.1313.003	177	35
NPT 1/2"	ANSI B1.20.3	VV1.1313.012	582	20	VV1.1313.013	180	35

VV1 DN20 - BG 4 - ISO 19



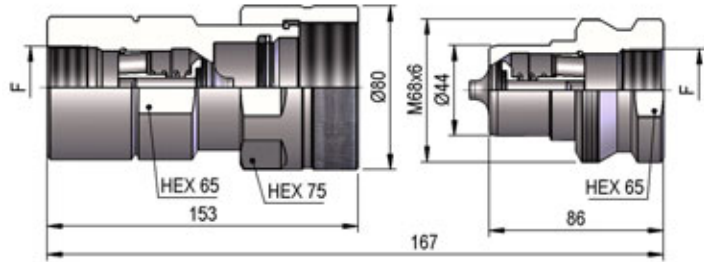
F	STANDARD	FEMMINA - FEMALE - MUFFE - FEMELLE			MASCHIO - MALE - STECKER - MALE		
		COD. F	Weight (g)	Packaging (pcs.)	COD. M	Weight (g)	Packaging (pcs.)
BSP 3/4"	DIN 3852-2-X	VV1.2019.002	988	20	VV1.2019.003	364	24
NPT 3/4"	ANSI B1.20.3	VV1.2019.012	997	20	VV1.2019.013	373	24

VV1 DN25 - BG 5 - ISO 25



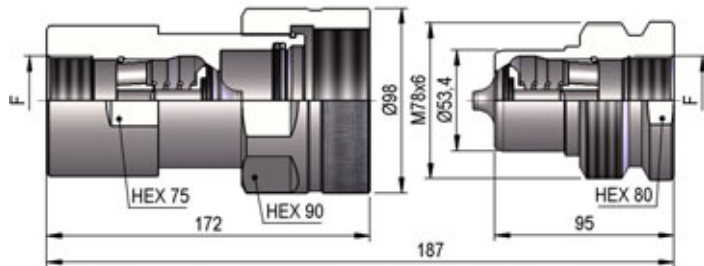
F	STANDARD	FEMMINA - FEMALE - MUFFE - FEMELLE			MASCHIO - MALE - STECKER - MALE		
		COD. F	Weight (g)	Packaging (pcs.)	COD. M	Weight (g)	Packaging (pcs.)
BSP 1"	DIN 3852-2-X	VV1.2525.002	1403	15	VV1.2525.003	538	18
NPT 1"	ANSI B1.20.3	VV1.2525.012	1481	15	VV1.2525.013	540	18

VV1 DN30 - BG 6 - ISO 31.5



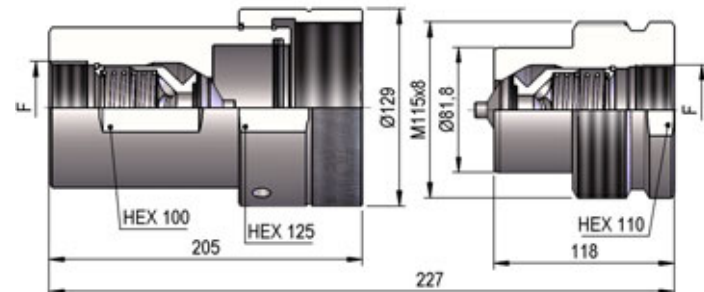
F	STANDARD	FEMMINA - FEMALE - MUFFE - FEMELLE			MASCHIO - MALE - STECKER - MALE		
		COD. F	Weight (g)	Packaging (pcs.)	COD. M	Weight (g)	Packaging (pcs.)
BSP 1"¼	DIN 3852-2-X	VV1.3031.002	2870	8	VV1.3031.003	1050	6
NPT 1"¼	ANSI B1.20.3	VV1.3031.012	2950	8	VV1.3031.013	1092	6

VV1 DN39 - BG 7 - ISO 40



F	STANDARD	FEMMINA - FEMALE - MUFFE - FEMELLE			MASCHIO - MALE - STECKER - MALE		
		COD. F	Weight (g)	Packaging (pcs.)	COD. M	Weight (g)	Packaging (pcs.)
BSP 1"½	DIN 3852-2-X	VV1.3939.002	4440	3	VV1.3939.003	1700	8
NPT 1"½	ANSI B1.20.3	VV1.3939.012	4470	3	VV1.3939.013	1720	8

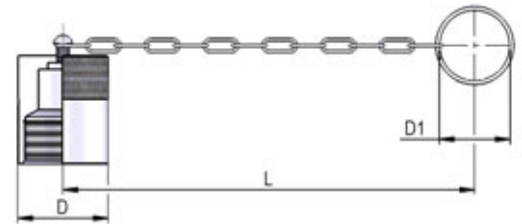
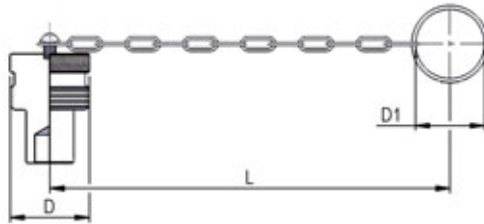
VV1 DN50 - BG 8 - ISO 50



F	STANDARD	FEMMINA - FEMALE - MUFFE - FEMELLE			MASCHIO - MALE - STECKER - MALE		
		COD. F	Weight (g)	Packaging (pcs.)	COD. M	Weight (g)	Packaging (pcs.)
BSP 2"	DIN 3852-2-X	VV1.5051.002	8730	2	VV1.5051.003	4940	2
NPT 2"	ANSI B1.20.3	VV1.5051.012	8920	2	VV1.5051.013	5070	2

METAL CAPS

NOMINAL SIZE			FEMALE DUST PLUG					MALE DUST					MATERIAL
DNP	BG	ISO	COD. F	Dimensions			Weight (g)	COD. M	Dimensions			Weight (g)	
				D	L	D1			D	L	D1		
10	2	10	SVVV.10202	34	240	30	71	SVVV.10203	34	240	30	58	Aluminum
13	3	12.5	SVVV.13202	34	240	30	83	SVVV.13203	38	240	30	87	Aluminum
20	4	19	SVVV.20202	53	300	48	194	SVVV.20203	48	290	41	163	Aluminum
25	5	25	SVVV.25202	53	290	41	301	SVVV.25203	58	300	48	264	Aluminum
30	6	31.5	SVVV.30202	71	400	48	448	SVVV.30203	81	400	48	760	Aluminum
39	7	40	SVVV.39202	98	210	46	420	SVVV.39203	85	260	46	380	Aluminum
50	8	50	SVVV.50202	115	270	46	1050	SVVV.50203	100	300	46	1250	Aluminum



SPARE PARTS



NOMINAL SIZE			FEMALE GASKET	
DNP	BG	ISO	OR (NBR*)	BK (PTFE)
10	2	10	PDV.010.120	PBV.010.130
13	3	12.5	PAV.013.120	VVV.013.130
20	4	19	PAV.019.120	VVV.019.130
25	5	25	PDV.025.120	PDV.025.130
30	6	31.5	PBV.039.120	VVV.030.130
39	7	40	VVV.039.120	VVV.039.130
50	8	50	VVV.050.120	VVV.050.130

*AL CODICE DELLA GUARNIZIONE IN NBR AGGIUNGERE 'E' PER EPDM O 'V' PER VITON

*TO THE NBR GASKET CODE ADD 'E' FOR EPDM OR 'V' FOR VITON

*ZU DER ARTIKELNR. DER NBR DICHTUNG GEBEN SIE 'E' FUER EPDM ODER 'V' FUER VITON AN


*AU CODE DU JOINT EN NBR JOINDRE 'E' POUR EPDM OU 'V' POUR VITON

SCREW/VVS

VITE ALTA PRESSIONE/ACCIAIO INOX
HIGH PRESSURE SCREW COUPLINGS/STAINLESS STEEL
HOCHDRUCKSCHRAUBKUPPLUNGEN/EDELSTAHL
COUPLEURS A VISSER HAUTE PRESSION/ACIER INOX

Caratteristiche tecniche I

- Intercambiabilità: Faster VVS
- Occlusione: valvola
- Aggancio: a vite
- Materiale: acciaio inox AISI 316
- Filettature: BSP - NPT
- Guarnizioni standard: FKM
- Temperatura d'esercizio: -25 °C +200 °C
- Guarnizioni opzionali: FFKM, EPDM o altro
- Pressioni di esercizio: 210-900 bar
- Connessione in pressione: consentita (lato maschio o lato femmina)



Technical data E

- Interchange: VVS Faster
- Occlusion: poppet
- Locking: screw
- Material: stainless steel AISI 316
- Threads: BSP - NPT
- Standard seals: FKM
- Working temperature: -25 °C +200 °C
- Optional seals: FFKM, EPDM or more
- Working pressure: 210-900 bar
- Connection under pressure: allowed (both male or female side)

Nominal size	Max working pressure	Rated flow	Max flow rate	Min burst pressure			Fluid spillage			
				Male	Female	Coupled				
DNP	BG	ISO	mm	MPa	l/min	l/min	MPa	MPa	MPa	cc
06	1	6.3	4	90	6	6	370	380	370	0.5
10	2	10	6.2	65	18	18	230	230	260	1.9
13	3	12.5	9	60	23	23	200	210	250	2.7
20	4	19	11	50	45	45	200	200	240	9.3
25	5	25	13.3	46	106	106	160	180	180	16
30	6	31.5	22.2	36	189	189	100	100	100	30
39	7	40	24.6	36	300	300	90	90	90	54
50	8	50	30	21	757	757	50	50	50	120

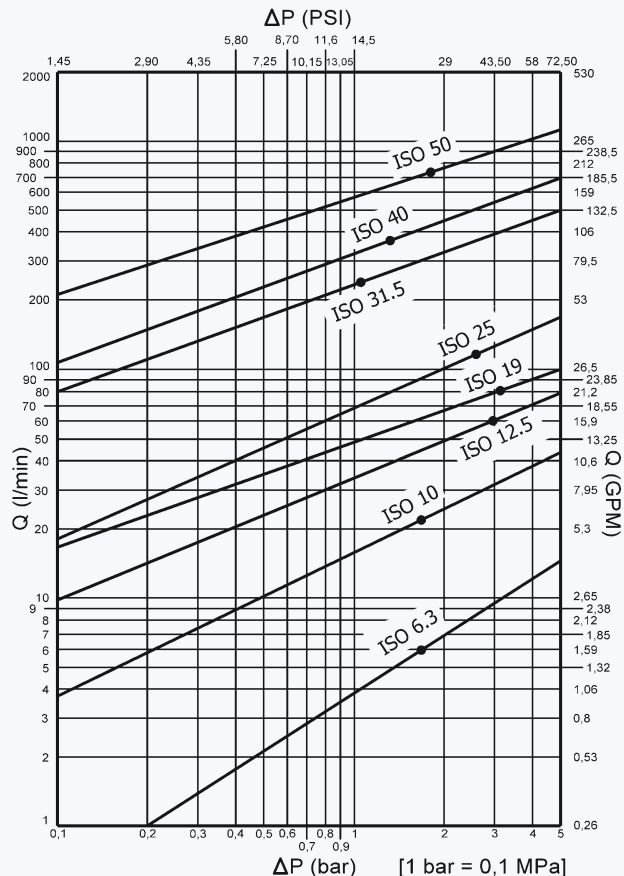
1 MPa = 145.04 psi • 1 l = 0.264 gal

Technische Merkmale D

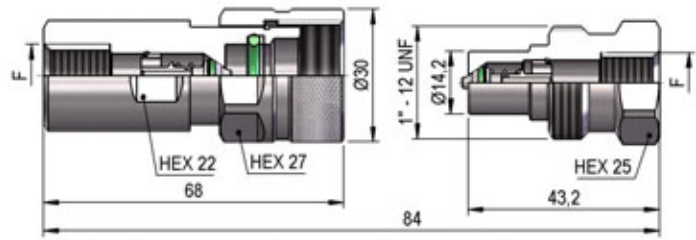
- Austauschbarkeit: VVS Faster
- Verschluss: ventil
- Kupplung: Schraubweise
- Werkstoff: rostfreiem Stahl AISI 316
- Gewinde: BSP - NPT
- Standard-Dichtungen: FKM
- Betriebstemperatur: -25 °C +200 °C
- Dichtungen nach Wahl: FFKM, EPDM, usw.
- Betriebsdruck: 210-900 bar
- Kuppeln unter Druck: erlaubt (Steckerseite oder Muffeseite)

Caracteristiques techniques F

- Intercambiabilità: VVS Faster
- Obturation: clapet
- Accrochage: a vissé
- Matériel: acier inoxydable AISI 316
- Taraudage: BSP - NPT
- Joints standard: FKM
- Température de service: -25 °C +200 °C
- Joints facultatifs: FFKM, EPDM, ect.
- Pression de service: 210-900 bar
- Connexion sous pression: possible (côté male ou femelle)

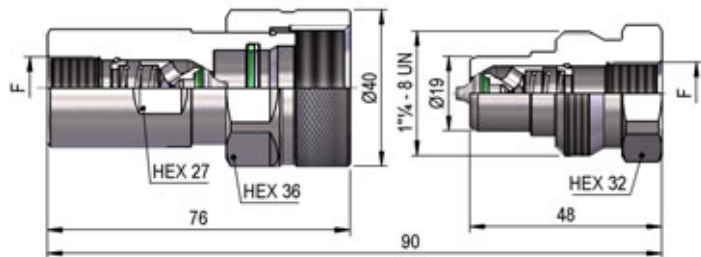


VVX DN06 - BG 1 - ISO 6.3



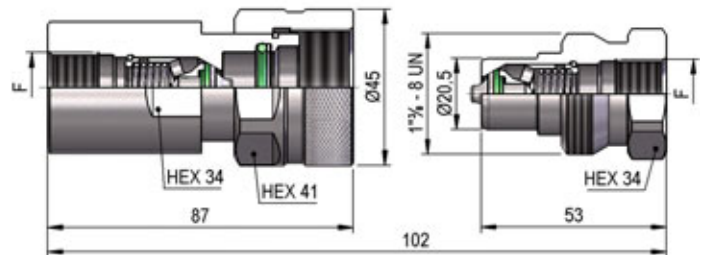
F	STANDARD	FEMMINA - FEMALE - MUFFE - FEMELLE			MASCIO - MALE - STECKER - MALE		
		COD. F	Weight (g)	Packaging (pcs.)	COD. M	Weight (g)	Packaging (pcs.)
BSP 1/4"	DIN 3852-2-X	VVX.0606.002	197	30	VVX.0606.003	88	60
NPT 1/4"	ANSI B1.20.3	VVX.0606.012	198	30	VVX.0606.013	89	60

VVX DN10 - BG 2 - ISO 10



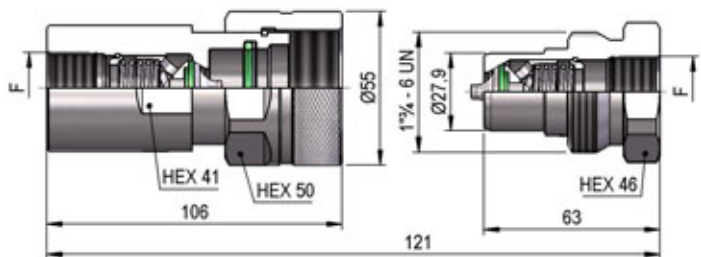
F	STANDARD	FEMMINA - FEMALE - MUFFE - FEMELLE			MASCIO - MALE - STECKER - MALE		
		COD. F	Weight (g)	Packaging (pcs.)	COD. M	Weight (g)	Packaging (pcs.)
BSP 3/8"	DIN 3852-2-X	VVX.1010.002	388	24	VVX.1010.003	159	42
NPT 3/8"	ANSI B1.20.3	VVX.1010.012	390	24	VVX.1010.013	162	42

VVX DN13 - BG 3 - ISO 12.5



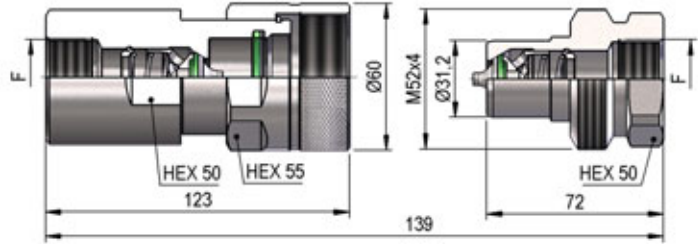
F	STANDARD	FEMMINA - FEMALE - MUFFE - FEMELLE			MASCIO - MALE - STECKER - MALE		
		COD. F	Weight (g)	Packaging (pcs.)	COD. M	Weight (g)	Packaging (pcs.)
BSP 1/2"	DIN 3852-2-X	VVX.1313.002	601	20	VVX.1313.003	189	35
NPT 1/2"	ANSI B1.20.3	VVX.1313.012	605	20	VVX.1313.013	192	35

VVX DN20 - BG 4 - ISO 19



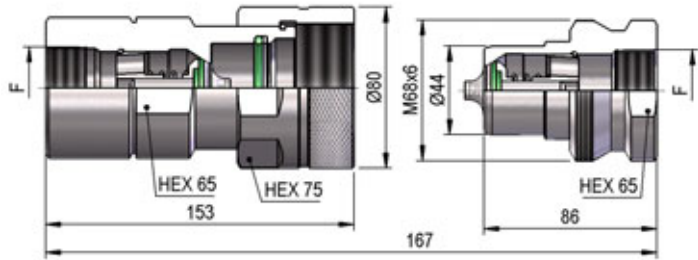
F	STANDARD	FEMMINA - FEMALE - MUFFE - FEMELLE			MASCIO - MALE - STECKER - MALE		
		COD. F	Weight (g)	Packaging (pcs.)	COD. M	Weight (g)	Packaging (pcs.)
BSP 3/4"	DIN 3852-2-X	VVX.2019.002	995	20	VVX.2019.003	375	24
NPT 3/4"	ANSI B1.20.3	VVX.2019.012	998	20	VVX.2019.013	388	24

VVX DN25 - BG 5 - ISO 25



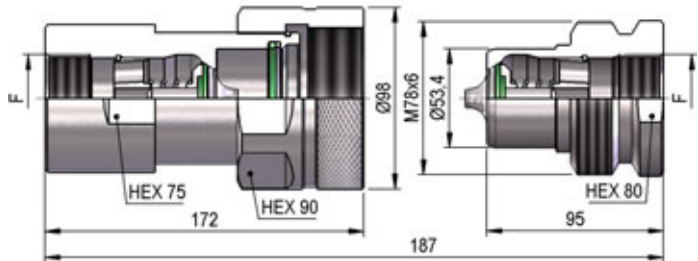
F	STANDARD	FEMMINA - FEMALE - MUFFE - FEMELLE			MASCIO - MALE - STECKER - MALE		
		COD. F	Weight (g)	Packaging (pcs.)	COD. M	Weight (g)	Packaging (pcs.)
BSP 1"	DIN 3852-2-X	VVX.2525.002	1480	15	VVX.2525.003	546	18
NPT 1"	ANSI B1.20.3	VVX.2525.012	1489	15	VVX.2525.013	554	18

VVX DN30 - BG 6 - ISO 31.5



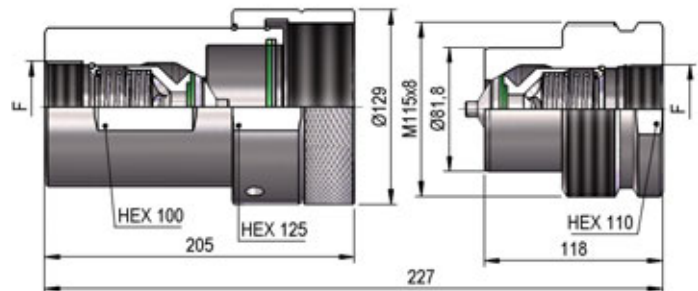
F	STANDARD	FEMMINA - FEMALE - MUFFE - FEMELLE			MASCIO - MALE - STECKER - MALE		
		COD. F	Weight (g)	Packaging (pcs.)	COD. M	Weight (g)	Packaging (pcs.)
BSP 1 1/4"	DIN 3852-2-X	VVX.3031.002	2933	8	VVX.3031.003	1074	10
NPT 1 1/4"	ANSI B1.20.3	VVX.3031.012	2950	8	VVX.3031.013	1092	10

VVX DN39 - BG 7 - ISO 40



F	STANDARD	FEMMINA - FEMALE - MUFFE - FEMELLE			MASCIO - MALE - STECKER - MALE		
		COD. F	Weight (g)	Packaging (pcs.)	COD. M	Weight (g)	Packaging (pcs.)
BSP 1 1/2"	DIN 3852-2-X	VVX.3939.002	4550	5	VVX.3939.003	1734	6
NPT 1 1/2"	ANSI B1.20.3	VVX.3939.012	4570	5	VVX.3939.013	1730	6

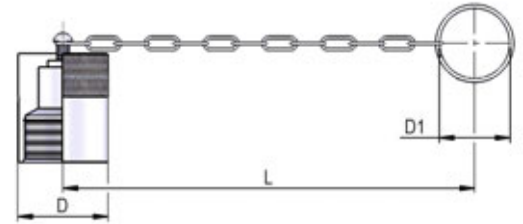
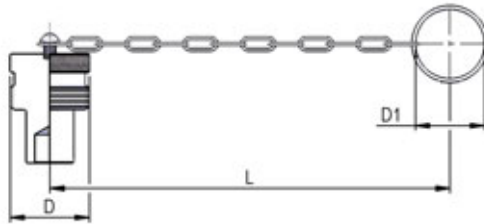
VVX DN50 - BG 8 - ISO 50



F	STANDARD	FEMMINA - FEMALE - MUFFE - FEMELLE			MASCIO - MALE - STECKER - MALE		
		COD. F	Weight (g)	Packaging (pcs.)	COD. M	Weight (g)	Packaging (pcs.)
BSP 2"	DIN 3852-2-X	VVX.5051.002	8880	2	VVX.5051.003	5030	2
NPT 2"	ANSI B1.20.3	VVX.5051.012	8920	2	VVX.5051.013	5070	2

METAL CAPS

NOMINAL SIZE			FEMALE DUST PLUG					MALE DUST CAP					MATERIAL
DNP	BG	ISO	COD. F	Dimensions			Weight (g)	COD. M	Dimensions			Weight (g)	
				D	L	D1			D	L	D1		
06	1	6.3	SVVV.06202	28	190	27	39	SVVV.06203	30	190	27	50	Aluminum
10	2	10	SVVV.10202	34	240	30	71	SVVV.10203	34	240	30	58	Aluminum
13	3	12.5	SVVV.13202	34	240	30	83	SVVV.13203	38	240	30	87	Aluminum
20	4	19	SVVV.20202	53	300	48	194	SVVV.20203	48	290	41	163	Aluminum
25	5	25	SVVV.25202	53	290	41	301	SVVV.25203	58	300	48	264	Aluminum
30	6	31.5	SVVV.30202	71	400	48	448	SVVV.30203	81	400	48	760	Aluminum
39	7	40	SVVV.39202	98	210	46	420	SVVV.39203	85	260	46	380	Aluminum
50	8	50	SVVV.50202	115	270	46	1050	SVVV.50203	100	300	46	1250	Aluminum



SPARE PARTS




NOMINAL SIZE			FEMALE GASKET	
DNP	BG	ISO	OR (FKM)	BK (PTFE)
06	1	6.3	VVX.006.120	VVX.006.130
10	2	10	VVX.010.120	VVX.010.130
13	3	12.5	VVX.013.120	VVX.013.130
20	4	19	VVX.019.120	VVX.019.130
25	5	25	VVX.025.120	VVX.025.130
30	6	31.5	VVX.030.120	VVX.030.130
39	7	40	VVX.039.120	VVX.039.130
50	8	50	VVX.050.120	VVX.050.130

BRAKE VALVE/ISO 5676

VALVOLA FRENI
BRAKE VALVE
BREMSVENTIL
VALVE FREINAGE

Caratteristiche tecniche I

- Norma: ISO 5676
- Occlusione: faccia piana
- Aggancio: sfere radiali
- Materiale: acciaio
- Finitura: Zn-Fe (Cr III)
- Filettature: BSP - SAE - METRICHE
- Guarnizioni standard: NBR
- Temperatura d'esercizio: -25 °C +100 °C
- Pressioni di esercizio: 150 bar
- Connessione in pressione: non consentita



Technical data E

- Standard: ISO 5676
- Occlusion: flat face
- Locking: radial balls
- Material: steel
- Finishing: Zn-Fe (Cr III)
- Threads: BSP - SAE - METRICS
- Standard seals: NBR
- Working temperature: -25 °C +100 °C
- Working pressure: 150 bar
- Connection under pressure: not allowed

Nominal size				Max working pressure	Rated flow	Max flow rate	Min burst pressure			Fluid spillage
DNP	BG	ISO	mm				Male	Female	Coupled	
13	3	12.5	8	15 MPa	24 l/min	48 l/min	90 MPa	62 MPa	93 MPa	0.05 cc

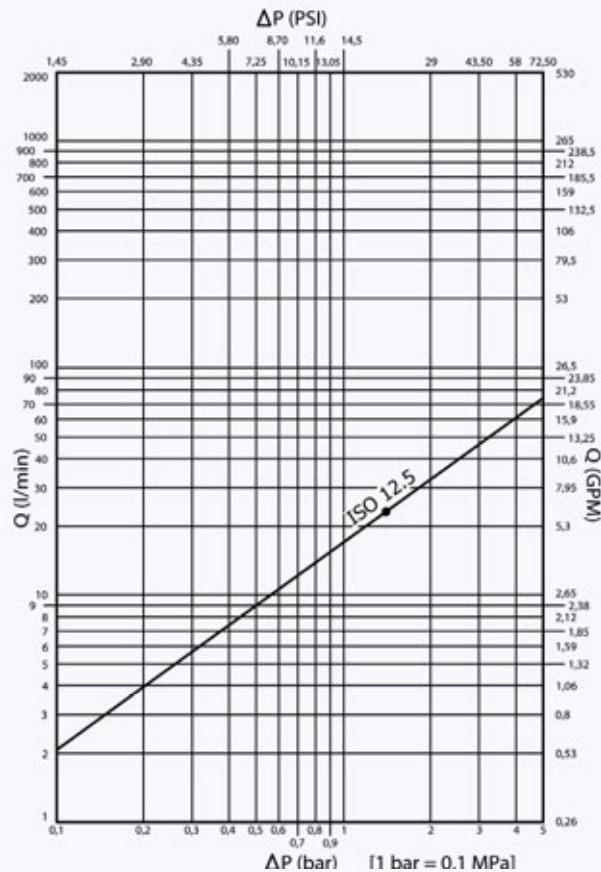
1 MPa = 145.04 psi • 1 l = 0.264 gal

Technische Merkmale D

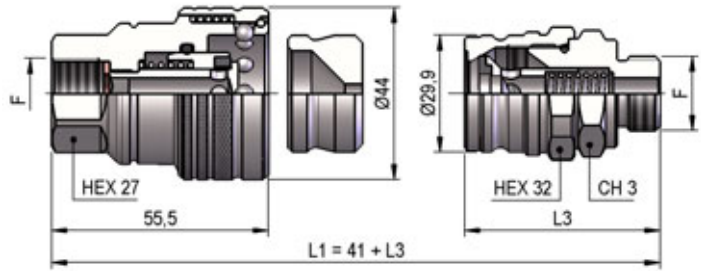
- Norm: ISO 5676
- Verschluss: flachdichtend
- Kupplung: Radialkugeln
- Werkstoff: Stahl
- Ausführung: Zn-Fe (Cr III)
- Gewinde: BSP - SAE - METRISCHE
- Standard-Dichtungen: NBR
- Betriebstemperatur: -25 °C +100 °C
- Betriebsdruck: 150 bar
- Kuppeln unter Druck: nicht möglich

Caracteristiques techniques F

- Norme: ISO 5676
- Obturation: clapet plat
- Accrochage: billes radiales
- Matériel: acier
- Traitement: Zn-Fe (Cr III)
- Taraudage: BSP - SAE - METRIQUES
- Joints standard: NBR
- Température de service: -25 °C +100 °C
- Pression de service: 150 bar
- Connexion sous pression: pas possible

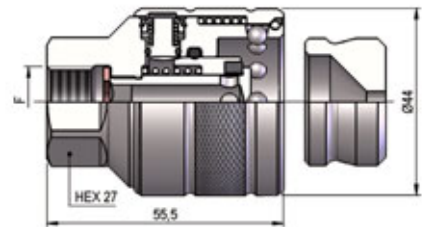


PFT DN13 - BG 3 - ISO 12.5

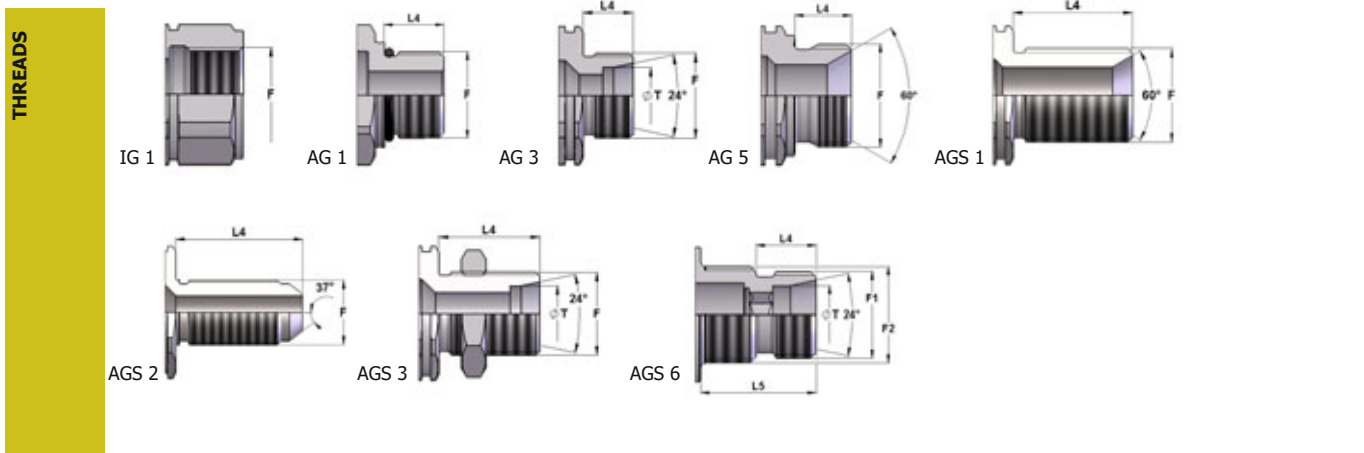


THREADS	CH3	L3	L4	L5	ØT	F1	F2	F	STANDARD	FEMMINA-FEMALE-MUFFE -FEMELLE			MASCHIO-MALE-STECKER-MALE		
										COD. F	Weight (g)	Pack. (pcs.)	COD. M	Weight (g)	Pack. (pcs.)
IG 1								BSP 3/8"	DIN 3852-2-X	PFT1.1310.002	398	36			
	28	57						BSP 1/2"	DIN 3852-2-X	PFT1.1313.002	389	36	PFT3.1313.113	211	50
								M18x1.5	ISO 6149-1	PFT1.1318.102	402	36			
AG 5		48	15.5					BSP 1/2"	DIN 3852-2-A				PFT3.1313.213	153	50
AGS 3		49	21		12L			M18x1.5	ISO 8434-1-L				PFT3.1318.503	142	50
		58	30		12L			M18x1.5	ISO 8434-1-L				PFT3.1318.523	152	50
		51	23		Ø13.4			M20x1.5	-				PFT3.1320.503	154	50
		41	23		15L			M22x1.5	ISO 8434-1-L				PFT3.1322.503	172	50
		32	82	28		15L		M22x1.5	ISO 8434-1-L				PFT3.1322.623	357	50
		63	35		15L			M22x1.5	ISO 8434-1-L				PFT3.1322.603	198	50
AGS 6		52.5	12.5	24.5	Ø10	M16x1.5	M20x1.5	-	-				PFT3.1336.503	152	50
		52	12.5	24	Ø12	M18x1.5	M20x1.5	-	-				PFT3.1338.503	152	50
AG 1	28	50	11					3/4"-16 UNF 2A	SAE J 1926-2				PFT3.1319.223	131	50
AG 3	32	65	12		12L			M18x1.5	ISO 8434-1-L				PFT3.1318.303	287	50
	32	65	12		15L			M22x1.5	ISO 8434-1-L				PFT3.1322.303	293	50
AGS 1		65	37					M22x1.5	DIN 3863-U				PFT3.1322.613	205	50
AGS 2	28	89.5	16.7					3/4"-16 UNF 2A	SAE J 514				PFT3.1319.503	192	50
	32	94	40					7/8"-14 UNF 2A	SAE J 514				PFT3.1378.603	365	50

PFTB DN13 - BG 3 - ISO 12.5



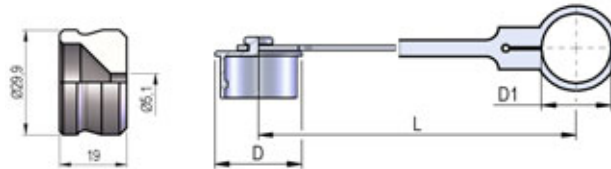
THREADS	F	STANDARD	FEMMINA-FEMALE-MUFFE -FEMELLE		
			COD. F	Weight (g)	Pack. (pcs.)
IG 1	BSP 3/8"	DIN 3852-2-X	PFTB.1310.002	373	36
	BSP 1/2"	DIN 3852-2-X	PFTB.1313.002	365	36



PLASTIC - METAL CAPS

NOMINAL SIZE			FEMALE DUST PLUG	MALE DUST CAP	COLOR	MATERIAL	
DNP	BG	ISO	COD. F	Weight (g)	COD. M	Dimensions D L D1	Weight (g)
13	3	12.5	PFT.013.993*	68	-	- - -	-
13	3	12.5	-	-	SPFT.13053	37 135 29.5 7	● Polyethylene

*NORMALMENTE FORNITO CON LA FEMMINA - SUPPLIED STANDARD WITH THE FEMALE - WIRD MIT DER MUFFE GELIEFERT
FOURNI EN STANDARD AVEC COUPLEUR




VALVE

VALVOLA VITE
SCREW VALVE
SCHRAUBVENTIL
VALVE VISSE

Caratteristiche tecniche I

- Intercambiabilità: con i principali produttori
- Occlusione: faccia piana
- Aggancio: a vite
- Materiale: acciaio
- Finitura: Zn-Fe (Cr III)
- Filettature: BSP - SAE - METRICHE
- Guarnizioni standard: NBR
- Temperatura d'esercizio: -25 °C +100 °C
- Pressioni di esercizio: 200 bar
- Connessione in pressione: consentita (lato maschio o lato femmina)



Technical data E

- Interchange: with the main producers
- Occlusion: flat face
- Locking: screw
- Material: steel
- Finishing: Zn-Fe (Cr III)
- Threads: BSP - SAE - METRICS
- Standard seals: NBR
- Working temperature: -25 °C +100 °C
- Working pressure: 200 bar
- Connection under pressure: allowed (both male or female side)

Nominal size				Max working pressure	Rated flow	Max flow rate	Min burst pressure			Fluid spillage
DNP	BG	ISO	mm				Male	Female	Coupled	
13	3	12.5	8	20	24	48	100	60	130	0.1

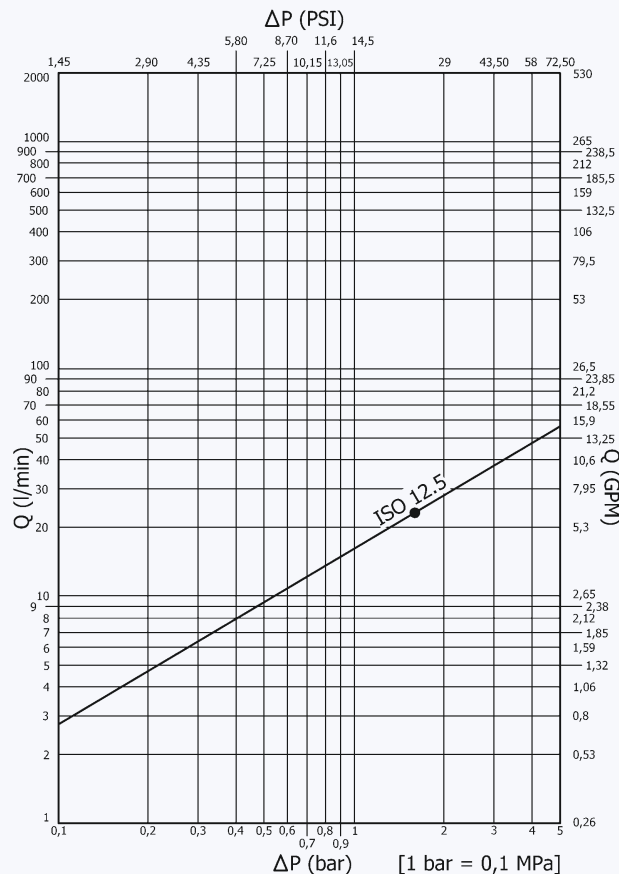
1 MPa = 145.04 psi • 1 l = 0.264 gal

Technische Merkmale D

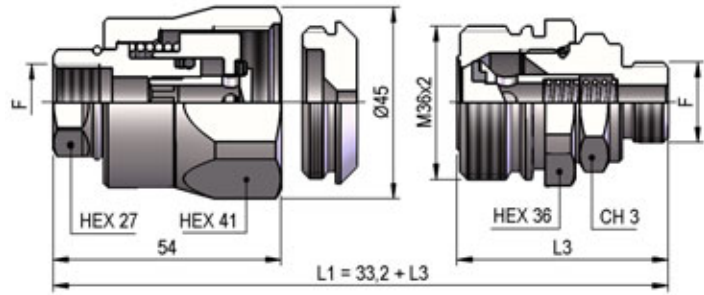
- Austauschbarkeit: mit den wichtigsten Lieferanten
- Verschluss: flachdichtend
- Kupplung: Schraubweise
- Werkstoff: Stahl
- Ausführung: Zn-Fe (Cr III)
- Gewinde: BSP - SAE - METRISCHE
- Standard-Dichtungen: NBR
- Betriebstemperatur: -25 °C +100 °C
- Betriebsdruck: 200 bar
- Kuppeln unter Druck: erlaubt (Steckerseite oder Muffeseite)

Caracteristiques techniques F

- Intercangeabilité: avec les principaux producteurs
- Obturation: clapet plat
- Accrochage: a vissé
- Matériel: acier
- Traitement: Zn-Fe (Cr III)
- Taraudage: BSP - SAE - METRIQUES
- Joints standard: NBR
- Température de service: -25 °C +100 °C
- Pression de service: 200 bar
- Connexion sous pression: possible (côté male ou femelle)

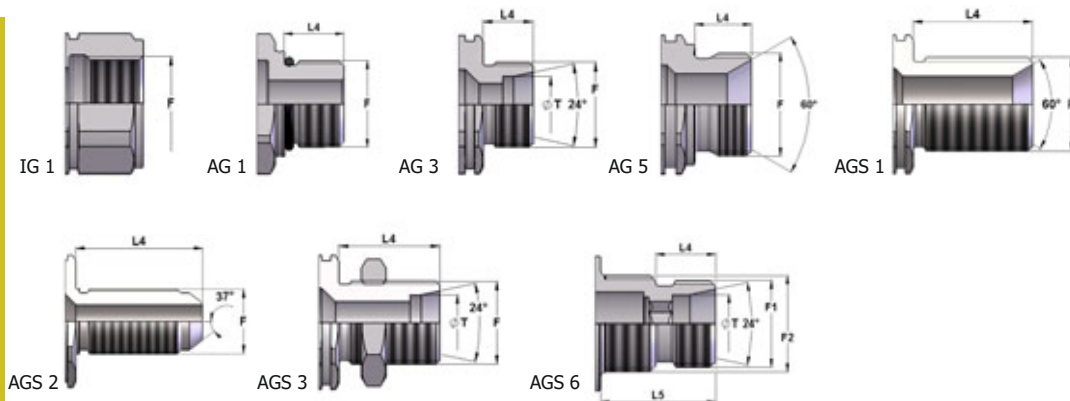


VVT DN13 - BG 3 - ISO 12.5



THREADS	CH3	L3	L4	L5	ØT	F1	F2	F	STANDARD	FEMMINA - FEMALE - MUFFE - FEMELLE			MASCHIO - MALE - STECKER - MALE		
										COD. F	Weight (g)	Packaging (pcs.)	COD. M	Weight (g)	Packaging (pcs.)
IG 1	28	57						BSP 1/2"	DIN 3852-2-X				VVT3.1313.113	255	50
								M18x1.5	ISO 6149-1	VVT1.1318.102	387	36			
AG 5		48	15.5					BSP 1/2"	DIN 3852-2-A				VVT3.1313.213	197	50
AGS 3	49	21			12L			M18x1.5	ISO 8434-1-L				VVT3.1318.503	174	50
	58	30			12L			M18x1.5	ISO 8434-1-L				VVT3.1318.523	196	50
	51	23			Ø13.4			M20x1.5	-				VVT3.1320.503	183	50
	41	23			15L			M22x1.5	ISO 8434-1-L				VVT3.1322.503	193	50
	32	82	28		15L			M22x1.5	ISO 8434-1-L				VVT3.1322.623	378	50
	63	35			15L			M22x1.5	ISO 8434-1-L				VVT3.1322.603	220	50
AGS 6	52.5	12.5	24.5		Ø10	M16x1.5	M20x1.5	-	-				VVT3.1336.503	181	50
	52	12.5	24		Ø12	M18x1.5	M20x1.5	-	-				VVT3.1338.503	181	50
AG 1	28	50	11					3/4"-16 UNF 2A	SAE J 1926-2				VVT3.1319.223	218	50
AG 3	32	65	12		12L			M18x1.5	ISO 8434-1-L				VVT3.1318.303	331	50
	32	65	12		15L			M22x1.5	ISO 8434-1-L				VVT3.1322.303	337	50
AGS 1	65	37						M220x1.5	DIN 3863-U				VVT3.1322.613	226	50
AGS 2	28	89.5	16.7					3/4"-16 UNF 2A	SAE J 514				VVT3.1319.503	236	50
	32	94	40					7/8"-14 UNF 2A	SAE J 514				VVT3.1378.603	409	50

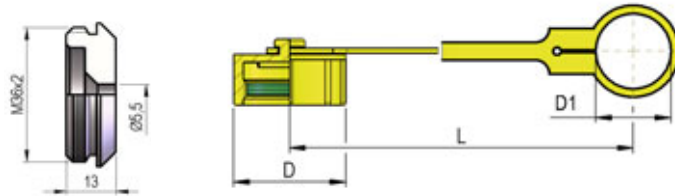
THREADS



PLASTIC - METAL CAPS

NOMINAL SIZE		FEMALE DUST PLUG		MALE DUST CAP		Dimensions			Weight	COLOR	MATERIAL
DNP	BG	ISO	COD. F	Weight (g)	COD. M	D	L	D1	Weight (g)		
13	3	12.5	VVT.013.993*	70	-	-	-	-	-	-	Steel
13	3	12.5	-	-	SVT.13013	44	135	29.5	10	●	Polyethylene

*NORMALMENTE FORNITO CON LA FEMMINA - SUPPLIED STANDARD WITH THE FEMALE - WIRD MIT DER MUFFE GELIEFERT - FOURNI EN STANDARD AVEC COUPLEUR




IMPUGNATURA
HANDGRIP
HANDGRIFF
POIGNEE



Caratteristiche tecniche I

- Materiale: acciaio
- Finitura: Zn-Fe (Cr III)
- Filettature: BSP - NPT - SAE - METRICHE
- Pressione di esercizio: 400 bar



Technical data E

- Material: steel
- Finishing: Zn-Fe (Cr III)
- Threads: BSP - NPT - SAE - METRICS
- Working pressure: 400 bar

Nominal size				Max working pressure	Rated flow		Min burst pressure
DNP	BG	ISO	mm	MPa	l/min	l/min	MPa
13	3	12.5	13	40	45	90	169

1 MPa = 145.04 psi • 1 l = 0.264 gal

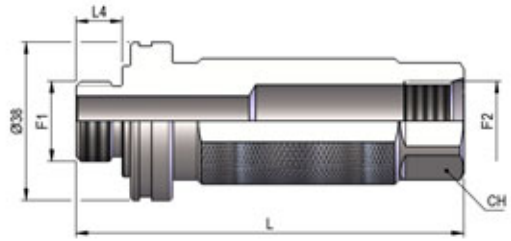
Technische Merkmale D

- Werkstoff: Stahl
- Ausführung: Zn-Fe (Cr III)
- Gewinde: BSP - NPT - SAE - METRISCHE
- Betriebsdruck: 400 bar

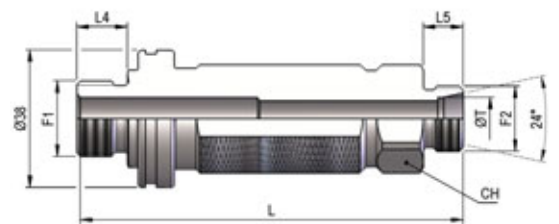
Caracteristiques techniques F

- Matériel: acier
- Traitement: Zn-Fe (Cr III)
- Taraudage: BSP - NPT - SAE - METRIQUES
- Pression de service: 400 bar

KFX1 DN13 - BG 3 - ISO 12.5

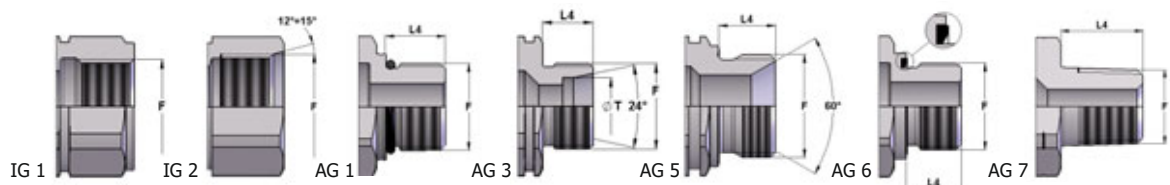


THREADS F1	THREADS F2	CH	L	L4	F1		F2		COD. F	Weight (g)	Packaging (pcs.)
AG 6	IG 1	25.4	95	14	BSP 1/2"	DIN 3852-2-E	BSP 1/2"	DIN 3852-2-X	KFX1.1313.113	334	35
AG 5	IG 1	27	97	14	BSP 1/2"	DIN 3852-2-B	BSP 1/2"	DIN 3852-2-X	KFX1.1321.113	342	35
AG 7	IG 1	25.4	102	22	NPT 1/2"	ANSI B1.20.3	NPT 1/2"	ANSI B1.20.3	KFX1.1313.013	355	35
AG 1	IG 2	25.4	93	11	3/4"-16 UNF 2A	SAE J 1926-3	3/4"-16 UNF 2B	SAE J 1926-1	KFX1.1319.033	355	35



THREADS F1	THREADS F2	CH	L	L4	L5	ØT	F1		F2		COD. F	Weight (g)	Packaging (pcs.)
AG 5	AG 3	27	107	14	11	12L	BSP 1/2"	DIN 3852-2-B	M18x1.5	ISO 8434-1-L	KFX1.1318.303	432	35
AG 5	AG 3	27	107	14	12	15L	BSP 1/2"	DIN 3852-2-B	M22x1.5	ISO 8434-1-L	KFX1.1322.303	425	35

THREADS



GIUNTI GIREVOLI
SWIVEL JOINTS
DREHGELENKE
JOINTS TOURNANTS

Caratteristiche tecniche I


- Materiale: acciaio (GGL1-GGN1) o acciaio inox AISI 316 (GGLX-GGNX)
- Finitura: Zn-Fe (GGL1-GGN1)
- Filettature: BSP
- Guarnizioni standard: NBR (GGL1-GGN1)/FKM (GGLX-GGNX)
- Temperatura d'esercizio:
(GGL1-GGN1) -25 °C +100 °C
(GGLX-GGNX) -25 °C +200 °C
- Guarnizioni opzionali: FKM, EPDM o altro
- Pressioni di esercizio: 150-350 bar

Technical data E

- Material: steel (GGL1-GGN1) or stainless steel AISI 316 (GGLX-GGNX)
- Finishing: Zn-Fe (GGL1-GGN1)
- Threads: BSP
- Standard seals: NBR (GGL1-GGN1)/FKM (GGLX-GGNX)
- Working temperature:
(GGL1-GGN1) -25 °C +100 °C
(GGLX-GGNX) -25 °C +200 °C
- Optional seals: FKM, EPDM or more
- Working pressure: 150-350 bar

Technische Merkmale D

- Werkstoff: Stahl (GGL1-GGN1) oder rostfreiem Stahl AISI 316 (GGLX-GGNX)
- Ausführung: Zn-Fe (GGL1-GGN1)
- Gewinde: BSP
- Standard-Dichtungen: NBR (GGL1-GGN1)/FKM (GGLX-GGNX)
- Betriebstemperatur:
(GGL1-GGN1) -25 °C +100 °C
(GGLX-GGNX) -25 °C +200 °C
- Dichtungen nach Wahl: FKM, EPDM, usw.
- Betriebsdruck: 150-350 bar
- Drehgeschwindigkeit: 5÷10 rpm



GGL1- GGN1



GGLX- GGNX

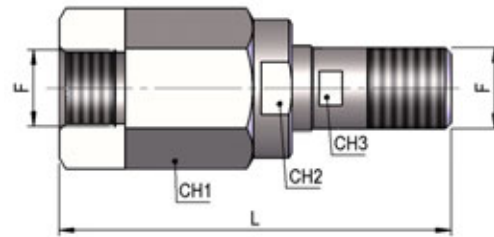
GGL1 - GGLX				Max working pressure	Rated flow	Max flow rate
Nominal size						
DNP	BG	ISO	mm	MPa	l/min	l/min
06	1	6.3	6.5	35	12	24
10	2	10	10	35	23	45
13	3	12.5	12	30	45	90
20	4	20	18	25	106	210
25	5	25	22	25	189	280
30	6	31.5	30	18	288	379
39	7	40	35	15	379	860
50	8	50	45	15	757	1400

1 MPa = 145.04 psi • 1 l = 0.264 gal

GGN1 - GGNX				Max working pressure	Rated flow	Max flow rate
Nominal size						
DNP	BG	ISO	mm	MPa	l/min	l/min
06	1	6.3	6.5	35	12	24
10	2	10	10	30	23	45
13	3	12.5	12	30	45	90
20	4	20	18	25	106	210
25	5	25	22	25	189	280
30	6	31.5	30	20	288	379
39	7	40	35	15	379	860
50	8	50	45	15	757	1400

1 MPa = 145.04 psi • 1 l = 0.264 gal

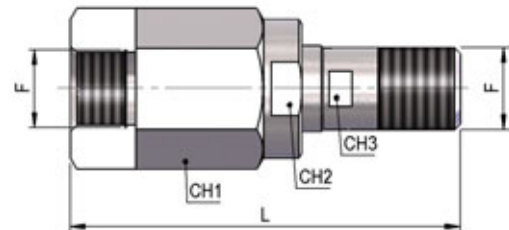
GGL1 / STEEL / DN06-DN50



NOMINAL SIZE			L	CH1	CH2	CH3	F	STANDARD		
DNP	BG	ISO							COD. F	Weight(g)
06	1	6.3	75	27	24	11	BSP 1/4"	DIN 3852-2	GGL1.0606.002	218
10	2	10	88	34	30	14	BSP 3/8"	DIN 3852-2	GGL1.1010.002	406
13	3	12.5	101	36	32	18	BSP 1/2"	DIN 3852-2	GGL1.1313.002	496
20	4	20	110	45	41	24	BSP 3/4"	DIN 3852-2	GGL1.2019.002	793
25	5	25	124	55	50	30	BSP 1"	DIN 3852-2	GGL1.2525.002	1365
30	6	31.5	129	60	55	38	BSP 1 1/4"	DIN 3852-2	GGL1.3031.002	1550
39	7	40	138	75	70	41	BSP 1 1/2"	DIN 3852-2	GGL1.3939.002	2590
50	8	50	149	85	75	55	BSP 2"	DIN 3852-2	GGL1.5051.002	3480

ALTRE FILETTATURE A RICHIESTA - OTHER THREADS ON REQUEST - ANDERE GEWINDE AUF WUNSCH EBENFALLS LIEFERBAR - AUTRES TARAUDAGES SUR DEMANDE

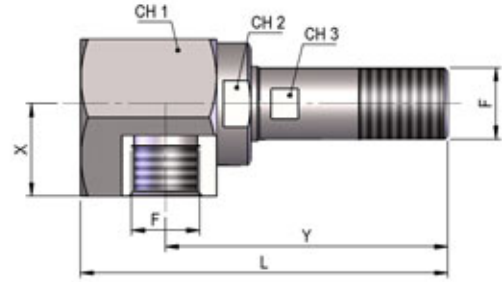
GGLX / STAINLESS STEEL / DN06-DN50



NOMINAL SIZE			L	CH1	CH2	CH3	F	STANDARD		
DNP	BG	ISO							COD. F	Weight(g)
06	1	6.3	75	27	24	11	BSP 1/4"	DIN 3852-2	GGLX.0606.002	230
10	2	10	88	34	30	14	BSP 3/8"	DIN 3852-2	GGLX.1010.002	400
13	3	12.5	101	36	32	18	BSP 1/2"	DIN 3852-2	GGLX.1313.002	500
20	4	20	110	46	41	24	BSP 3/4"	DIN 3852-2	GGLX.2019.002	800
25	5	25	124	50	50	30	BSP 1"	DIN 3852-2	GGLX.2525.002	1100
30	6	31.5	129	55	55	38	BSP 1 1/4"	DIN 3852-2	GGLX.3031.002	1400
39	7	40	138	70	70	41	BSP 1 1/2"	DIN 3852-2	GGLX.3939.002	2300
50	8	50	149	80	75	55	BSP 2"	DIN 3852-2	GGLX.5051.002	3100

ALTRE FILETTATURE A RICHIESTA - OTHER THREADS ON REQUEST - ANDERE GEWINDE AUF WUNSCH EBENFALLS LIEFERBAR - AUTRES TARAUDAGES SUR DEMANDE

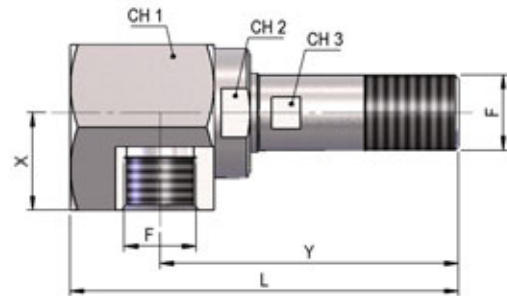
GGN1 / STEEL / DN06-DN50



NOMINAL SIZE			L	X	Y	CH1	CH2	CH3	F	STANDARD		
DNP	BG	ISO									COD. F	Weight(g)
06	1	6.3	78	18	65.5	32	24	11	BSP 1/4"	DIN 3852-2	GGN1.0606.002	295
10	2	10	98	20.5	83	38	30	14	BSP 3/8"	DIN 3852-2	GGN1.1010.002	489
13	3	12.5	108	27	89	46	32	18	BSP 1/2"	DIN 3852-2	GGN1.1313.002	701
20	4	20	118	27	99	50	41	24	BSP 3/4"	DIN 3852-2	GGN1.2019.002	940
25	5	25	143	32.5	119	60	50	30	BSP 1"	DIN 3852-2	GGN1.2525.002	1645
30	6	31.5	156	54	125	60	55	38	BSP 1 1/4"	DIN 3852-2	GGN1.3031.002	2315
39	7	40	170	50.5	132.5	75	70	41	BSP 1 1/2"	DIN 3852-2	GGN1.3939.002	4140
50	8	50	190	53	142.5	95	80	55	BSP 2"	DIN 3852-2	GGN1.5051.002	6810

ALTRE FILETTATURE A RICHIESTA - OTHER THREADS ON REQUEST - ANDERE GEWINDE AUF WUNSCH EBENFALLS LIEFERBAR - AUTRES TARAUDAGES SUR DEMANDE


GGNX / STAINLESS STEEL / DN06-DN50



NOMINAL SIZE			L	X	Y	CH1	CH2	CH3	F	STANDARD		
DNP	BG	ISO									COD. F	Weight(g)
06	1	6.3	78	18	65.5	32	24	11	BSP 1/4"	DIN 3852-2	GGNX.0606.002	340
10	2	10	98	20.5	83	38	30	14	BSP 3/8"	DIN 3852-2	GGNX.1010.002	520
13	3	12.5	108	27	89	46	32	18	BSP 1/2"	DIN 3852-2	GGNX.1313.002	760
20	4	20	118	27	99	50	41	24	BSP 3/4"	DIN 3852-2	GGNX.2019.002	1020
25	5	25	143	32.5	119	60	50	30	BSP 1"	DIN 3852-2	GGNX.2525.002	1800
30	6	31.5	156	54	125	60	55	38	BSP 1 1/4"	DIN 3852-2	GGNX.3031.002	2300
39	7	40	170	50.5	132.5	75	70	41	BSP 1 1/2"	DIN 3852-2	GGNX.3939.002	4100
50	8	50	190	53	142.5	95	80	55	BSP 2"	DIN 3852-2	GGNX.5051.002	7800

ALTRE FILETTATURE A RICHIESTA - OTHER THREADS ON REQUEST - ANDERE GEWINDE AUF WUNSCH EBENFALLS LIEFERBAR - AUTRES TARAUDAGES SUR DEMANDE

VALVOLE UNIDIREZIONALI
CHECK VALVES
RÜCKSCHLAGVENTILE
CLAPETS ANTI-RETOUR



Caratteristiche tecniche I

- Materiale: acciaio (VNR1) o acciaio inox AISI 316 (VNRX)
- Finitura: Zn-Fe (VNR1)
- Filettature: BSP - NPT
- Guarnizioni standard: NBR (VNR1)/FKM (VNRX)
- Temperatura d'esercizio: (VNR1) -25 °C +100 °C (VNRX) -25 °C +200 °C
- Guarnizioni opzionali: FKM, EPDM o altro
- Pressioni di esercizio: 150-350 bar
- Taratura standard: 0.5 bar

Technical data E

- Material: steel (VNR1) or stainless steel AISI 316 (VNRX)
- Finishing: Zn-Fe (VNR1)
- Threads: BSP - NPT
- Standard seals: NBR (VNR1)/FKM (VNRX)
- Working temperature: (VNR1) -25 °C +100 °C (VNRX) -25 °C +200 °C
- Optional seals: FKM, EPDM or more
- Working pressure: 150-350 bar
- Cracking point: 0.5 bar

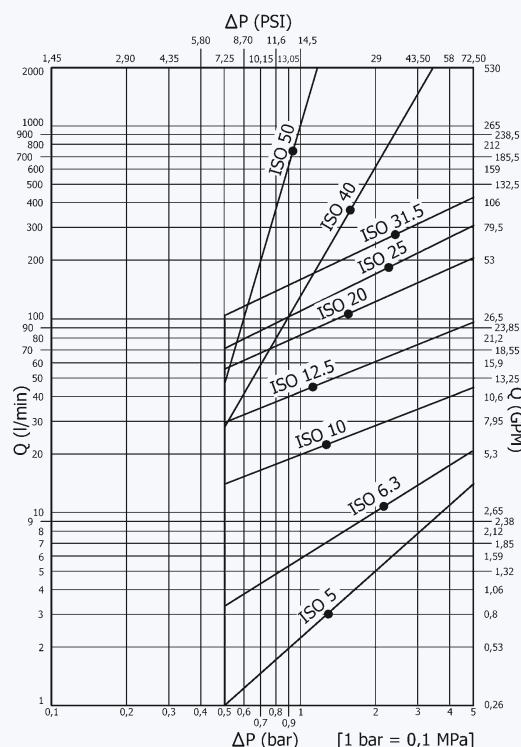
Technische Merkmale D

- Werkstoff: Stahl (VNR1) oder rostfreiem Stahl AISI 316 (VNRX)
- Ausführung: Zn-Fe (VNR1)
- Gewinde: BSP - NPT
- Standard-Dichtungen: NBR (VNR1)/FKM (VNRX)
- Betriebstemperatur: (VNR1) -25 °C +100 °C (VNRX) -25 °C +200 °C
- Dichtungen nach Wahl: FKM, EPDM, usw.
- Betriebsdruck: 150-350 bar
- Eichwert: 0.5 bar

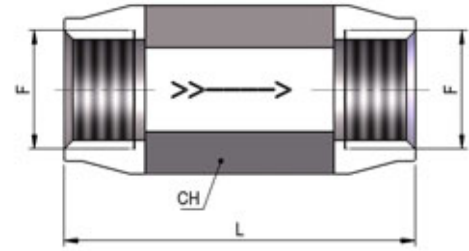
Caracteristiques techniques F

- Matériel: acier (VNR1) ou acier inoxydable AISI 316 (VNRX)
- Traitement: Zn-Fe (VNR1)
- Taraudage: BSP - NPT
- Joints standard: NBR (VNR1)/FKM (VNRX)
- Température de service: (VNR1) -25 °C +100 °C (VNRX) -25 °C +200 °C
- Joints facultatifs: FKM, EPDM, ect.
- Pression de service: 150-350 bar
- Tarage: 0.5 bar

	Nominal size				Max working pressure MPa	Rated flow l/min	Max flow rate l/min	Cracking Pressure MPa
	DNP	BG	ISO	mm				
VNR1	04	0	5	4	35	3	6	0.05 ± 0.01
	06	1	6.3	7	35	15	20	0.05 ± 0.01
	10	2	10	10	35	30	40	0.05 ± 0.01
	13	3	12.5	11	32	50	90	0.05 ± 0.01
	20	4	20	17	30	90	180	0.05 ± 0.01
	25	5	25	21	25	150	280	0.05 ± 0.01
	30	6	31.5	29	25	200	379	0.05 ± 0.01
	39	7	40	34	21	300	860	0.05 ± 0.01
VNRX	04	0	5	4	35	3	6	0.05 ± 0.01
	06	1	6.3	7	35	12	20	0.05 ± 0.01
	10	2	10	10	35	23	40	0.05 ± 0.01
	13	3	12.5	11	35	45	90	0.05 ± 0.01
	20	4	20	17	30	106	180	0.05 ± 0.01
	25	5	25	21	25	189	280	0.05 ± 0.01
	30	6	31.5	29	25	379	379	0.05 ± 0.01
	39	7	40	34	25	379	860	0.05 ± 0.01
50	8	50	40	15	757	1400	0.05 ± 0.01	

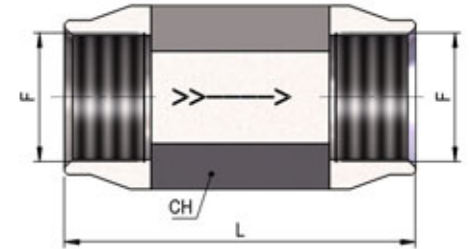


VNR1 / STEEL / DN04-DN50



NOMINAL SIZE			CH	L	F	STANDARD		
DNP	BG	ISO					COD. F	Weight (g)
04	0	5	14	47	BSP 1/8"	DIN 3852-2-X	VNR1.04.002	50
04	0	5	14	47	NPT 1/8"	DIN 3852-2-X	VNR1.04.012	50
06	1	6.3	19	55	BSP 1/4"	DIN 3852-2-X	VNR1.06.002	93
06	1	6.3	19	58	NPT 1/4"	ANSI B1.20.3	VNR1.06.012	100
10	2	10	24	65	BSP 3/8"	DIN 3852-2-X	VNR1.10.002	171
10	2	10	24	69	NPT 3/8"	ANSI B1.20.3	VNR1.10.012	188
13	3	12.5	27	75	BSP 1/2"	DIN 3852-2-X	VNR1.13.002	225
13	3	12.5	27	75	NPT 1/2"	ANSI B1.20.3	VNR1.13.012	231
20	4	20	35	86.5	BSP 3/4"	DIN 3852-2-X	VNR1.20.002	446
20	4	20	35	88.5	NPT 3/4"	ANSI B1.20.3	VNR1.20.012	470
25	5	25	41	110	BSP 1"	DIN 3852-2-X	VNR1.25.002	731
25	5	25	41	110	NPT 1"	ANSI B1.20.3	VNR1.25.012	759
30	6	31.5	55	123	BSP 1 1/4"	DIN 3852-2-X	VNR1.30.002	1496
30	6	31.5	55	120	NPT 1 1/4"	ANSI B1.20.3	VNR1.30.012	1530
39	7	40	60	138	BSP 1 1/2"	DIN 3852-2-X	VNR1.39.002	2400
39	7	40	60	138	NPT 1 1/2"	ANSI B1.20.3	VNR1.39.012	2440
50	8	50	70	160	BSP 2"	DIN 3852-2-X	VNR1.50.002	3000
50	8	50	75	138	NPT 2"	ANSI B1.20.3	VNR1.50.012	3000

VNRX / STAINLESS STEEL / DN04-DN50



NOMINAL SIZE			CH	L	F	STANDARD		
DNP	BG	ISO					COD. F	Weight (g)
04	0	5	14	42	BSP 1/8"	DIN 3852-2-X	VNRX.04.002	73
04	0	5	14	42	NPT 1/8"	ANSI B1.20.3	VNRX.04.012	74
06	1	6.3	19	50	BSP 1/4"	DIN 3852-2-X	VNRX.06.002	82
06	1	6.3	19	50	NPT 1/4"	ANSI B1.20.3	VNRX.06.012	83
10	2	10	24	60	BSP 3/8"	DIN 3852-2-X	VNRX.10.002	155
10	2	10	24	60	NPT 3/8"	ANSI B1.20.3	VNRX.10.012	159
13	3	12.5	27	65	BSP 1/2"	DIN 3852-2-X	VNRX.13.002	193
13	3	12.5	27	65	NPT 1/2"	ANSI B1.20.3	VNRX.13.012	201
20	4	20	34	75	BSP 3/4"	DIN 3852-2-X	VNRX.20.002	340
20	4	20	34	75	NPT 3/4"	ANSI B1.20.3	VNRX.20.012	350
25	5	25	41	93	BSP 1"	DIN 3852-2-X	VNRX.25.002	586
25	5	25	41	93	NPT 1"	ANSI B1.20.3	VNRX.25.012	604
30	6	31.5	50	110	BSP 1 1/4"	DIN 3852-2-X	VNRX.30.002	960
30	6	31.5	50	110	NPT 1 1/4"	ANSI B1.20.3	VNRX.30.012	980
39	7	40	55	112	BSP 1 1/2"	DIN 3852-2-X	VNRX.39.002	1004
39	7	40	55	112	NPT 1 1/2"	ANSI B1.20.3	VNRX.39.012	1020
50	8	50	75	120	BSP 2"	DIN 3852-2-X	VNRX.50.002	2020
50	8	50	75	120	NPT 2"	ANSI B1.20.3	VNRX.50.012	2160

Caratteristiche tecniche I

- Norma: ISO 7241 A
- Aggancio: (SPPP.13102) sfere radiali (SPPP.13182) O-ring
- Materiale: acciaio
- Finitura: Zn-Fe (Cr III)

Technical data E

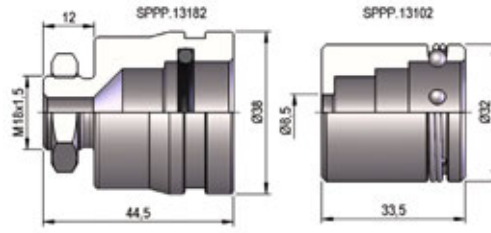
- Standard: ISO 7241 A
- Locking: (SPPP.13102) radial balls (SPPP.13182) O-ring
- Material: steel
- Finishing: Zn-Fe (Cr III)

Technische Merkmale D


- Norm: ISO 7241 A
- Kupplung: (SPPP.13102) Radialkugeln (SPPP.13182) O-ring
- Werkstoff: Stahl
- Ausführung: Zn-Fe (Cr III)

Caracteristiques techniques F

- Norme: ISO 7241 A
- Accrochage: (SPPP.13102) billes radiales (SPPP.13102) O-ring
- Matériel: acier
- Traitement: Zn-Fe (Cr III)



FOR MALES PAV / PDS / PKV / PKS / PKK / PPV	DNP	BG	ISO	COD. F	Weight (g)	Packaging (pcs)
	13	3	12.5	SPPP.13102	119	168
13	3	12.5	SPPP.13182	182	70	



Caratteristiche tecniche I

- Materiale: acciaio
- Finitura: Zn-Fe (Cr III)
- Filettature: BSP - METRICHE

Technical data E

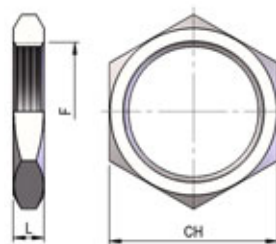
- Material: steel
- Finishing: Zn-Fe (Cr III)
- Threads: BSP - METRICS

Technische Merkmale D

- Werkstoff: Stahl
- Ausführung: Zn-Fe (Cr III)
- Gewinde: BSP - METRISCHE


Caracteristiques techniques F

- Matériel: acier
- Traitement: Zn-Fe (Cr III)
- Taraudage: BSP - METRIQUES



CH	L	F	COD.	Weight (g)
17	6	M12x1.5	1214.017	7
19	6	M14x1.5	1414.019	8
22	6	M16x1.5	1614.022	10
24	6	M18x1.5	1814.024	12
27	6	M20x1.5	2014.027	15
30	7	M22x1.5	2214.030	22
32	7	M24x1.5	2414.032	23
36	8	M26x1.5	2614.036	36
41	8	M30x2	3014.041	47
46	9	M36x2	3614.046	58
50	10	BSP 1"	3114.050	63
50	10	M42x2	4214.050	63
55	10	M45x2	4514.055	81
60	12	M52x2	5214.060	97

CTR CONTRODADI LOCK NUTS KONTERMUTTERN CONTRECROUS



I dati tecnici del presente catalogo sono indicativi e possono essere soggetti a variazione in qualsiasi momento.

Technical data of this catalogue are indicative and we reserve the right to change above specifications without notice.

Technische Angaben, müssen als rein indikativ betrachtet werden, Änderungen behalten wir uns ohne Ankündigung vor.

Les informations techniques contenues dans ce catalogue sont données à titre indicatif, nous nous réservons le droit de les modifier sans préavis.



**Ihr Verbindungs-Experte
mit dem Kugelhahn
– seit 1946**

**SUTTER**

HYDRAULIK & PNEUMATIK AG

Hauptstrasse 7 · CH-4455 Zunzgen
Telefon +41 (0)61 836 90 70 · Telefax +41 (0)61 836 90 71
info@sutter-hydraulik.com · www.sutter-hydraulik.com